




# Resolutions of Appreciation

<b>John Martinson</b> Honors College	<b>\$25M</b>
<b>Dean &amp; Barbara White Family Foundation</b> School of Management	<b>\$20.83M</b>
<b>Donald McCrosky</b> College of Veterinary Medicine	<b>\$3M</b>
<b>David and Susan Roberts</b> Purdue University Northwest	<b>\$3M</b>
<b>Mary J. Elmore</b> University Initiatives	<b>\$1.5M</b>
<b>Anonymous</b> Purdue Polytechnic High School and College of Liberal Arts	<b>\$1M</b>
<b>Terrance Coyne and Marianne Noyd</b> Davidson School of Chemical Engineering and Purdue Military Research Institute	<b>Undisclosed</b>
<b>Sandra Dauch</b> Intercollegiate Athletics	<b>Undisclosed</b>
<b>Keith and Metta Krach</b> Purdue Research Foundation	<b>Undisclosed</b>



# Board of Trustees Meeting Topics



**FEB:** Strategic Initiative Update



**APRIL:** Affordability



**JUNE:** Fundraising



**AUG:** End of Year Report



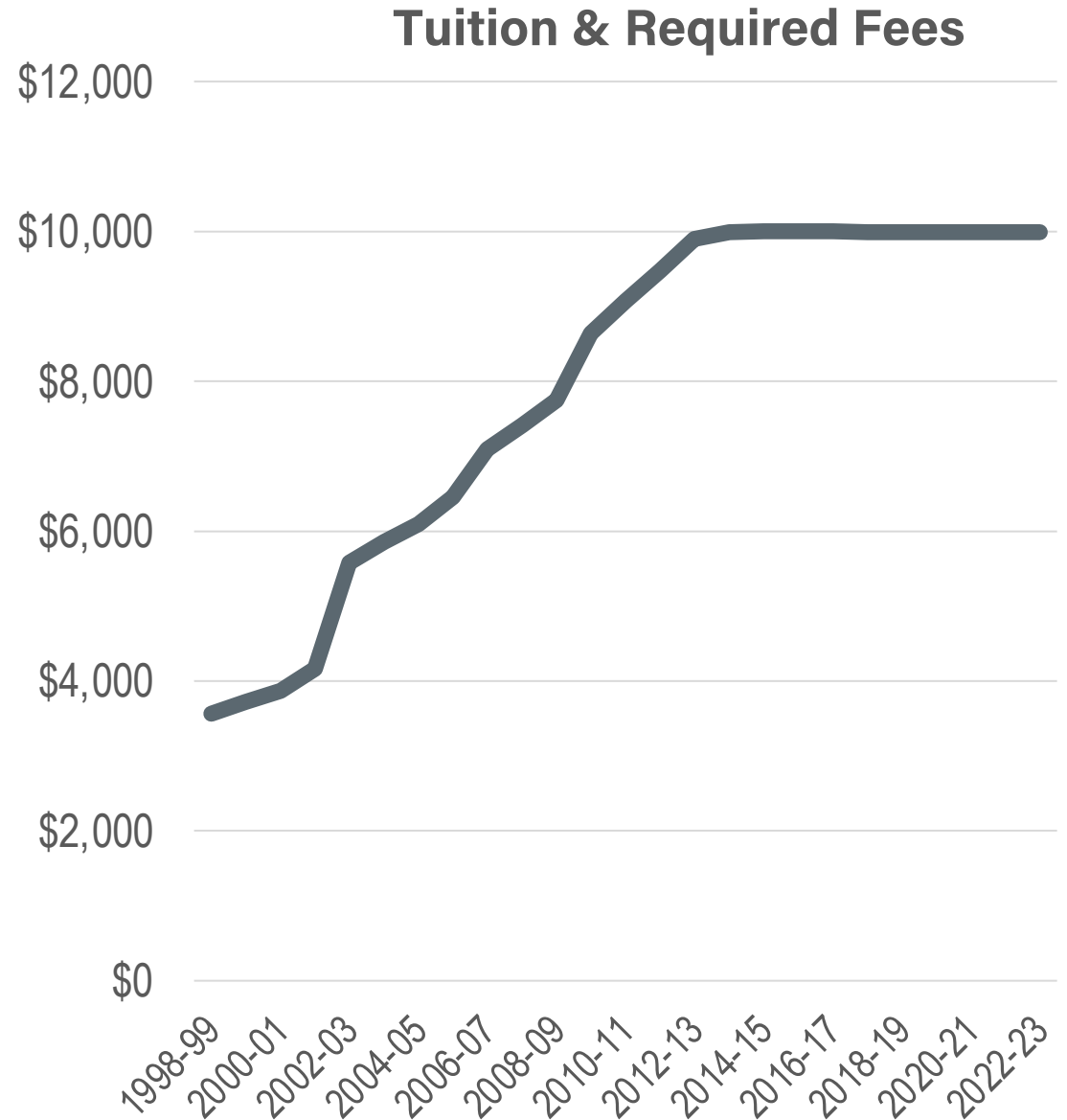
**OCT:**  
Enrollment & Graduation



**DEC:** Institutional Reputation

# Ten Years with no Tuition Increases at West Lafayette

- At least **60,000 graduates & 8** graduating classes will never experience a tuition increase.
- Today's freshmen were in 3<sup>rd</sup> grade when Purdue last announced a tuition hike.
- Indiana residents continue to pay less than **\$10,000** per year in tuition.



# Room & Board Rates Ranked by Expense, 2012 vs. 2022

2011-12 Rates	Rate	Expense Ranking
NORTHWESTERN	\$12,345	1
PURDUE	\$9,510	2
MICHIGAN	\$9,468	3
ILLINOIS	\$9,452	4
PENN STATE	\$8,740	5
OHIO STATE	\$8,670	6
NEBRASKA	\$8,647	7
INDIANA	\$8,419	8
MICHIGAN STATE	\$8,154	9
IOWA	\$7,942	10
MINNESOTA	\$7,728	11
WISCONSIN	\$8,024	12

2021-22 Rates	Rate	Expense Ranking
NORTHWESTERN	\$18,264	1
RUTGERS	\$13,402	2
OHIO STATE	\$13,352	3
MARYLAND	\$13,048	4
MICHIGAN	\$12,591	5
PENN STATE	\$12,156	6
NEBRASKA	\$12,138	7
INDIANA	\$11,598	8
ILLINOIS	\$11,392	9
MINNESOTA	\$11,354	10
WISCONSIN	\$11,167	11
IOWA	\$10,956	12
MICHIGAN STATE	\$10,676	13
PURDUE	\$9,414	14

# Room and Board: % Change from 2012-13 to 2021-22

## Change from 2013-2022

Average Change in the Big Ten

35%

Largest Changes in the Big Ten

Ohio St. 43%

**Purdue**

**-3%**

Mean excludes Purdue.





# Tuition & Fees: % Change from 2012-13 to 2021-22

Resident

Non-Resident

Big Ten Mean

22%

33%

Big Ten High

39% Northwestern

81% Minnesota

Purdue

0%

0%

Based on preliminary IPEDS data. Mean excludes Purdue.



# Student Savings at West Lafayette: *Indiana Resident Rates*

If Purdue WL had raised prices at the average Big Ten rate from 2012-13 to 2021-22:

	Current Rate	Purdue Rate if Raised at Big Ten Average Growth Rate	Difference	4-years savings
Tuition & Fees	\$9,992	\$12,160	\$2,168	\$8,672
Room & Board	\$9,414	\$13,124	\$3,710	\$14,840
<b>Total</b>	<b>\$19,406</b>	<b>\$25,284</b>	<b>\$5,878</b>	<b>\$23,512</b>

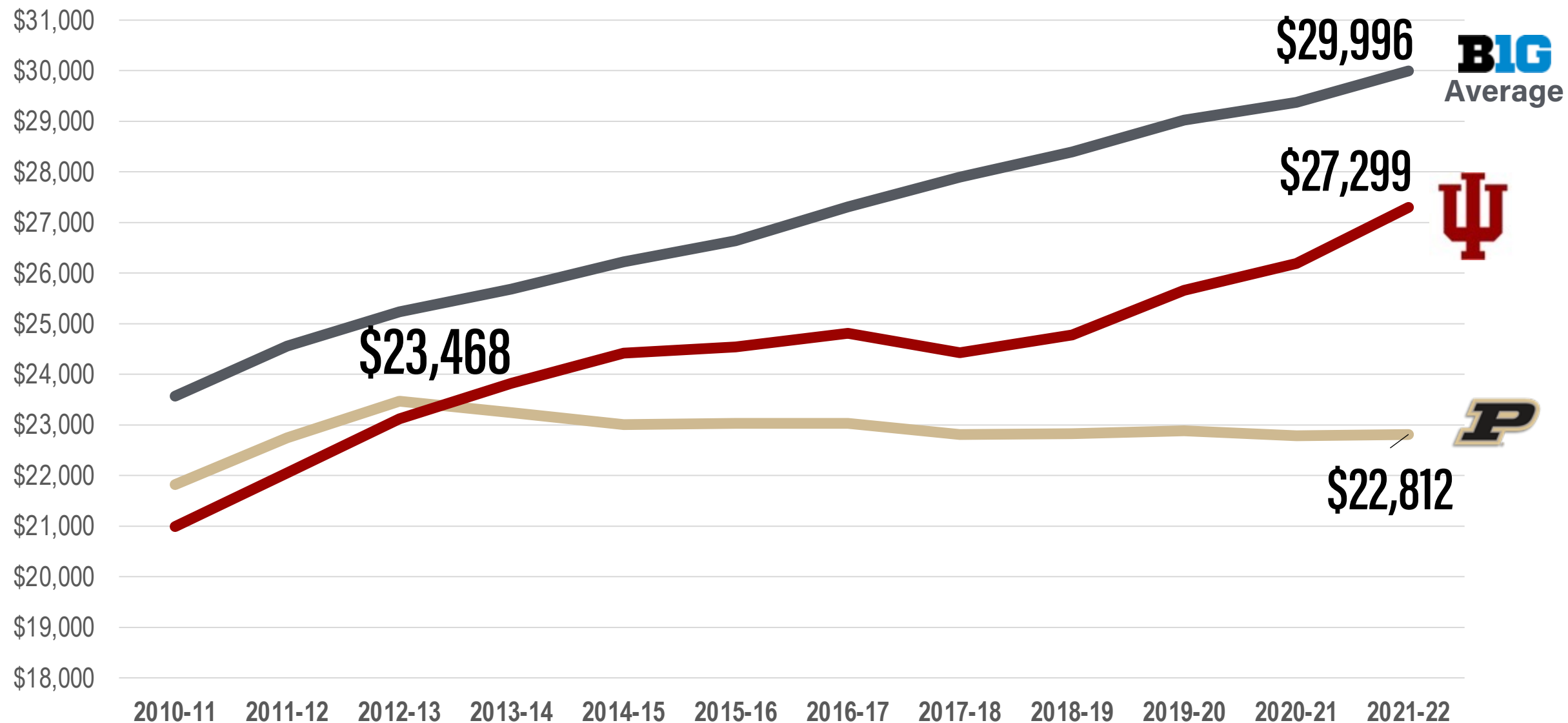
Average excludes Purdue.

Students & their families will have saved more than a **billion dollars** on educational & living expenses by 2023, versus what they would have paid if Purdue had raised prices along with the Big Ten.

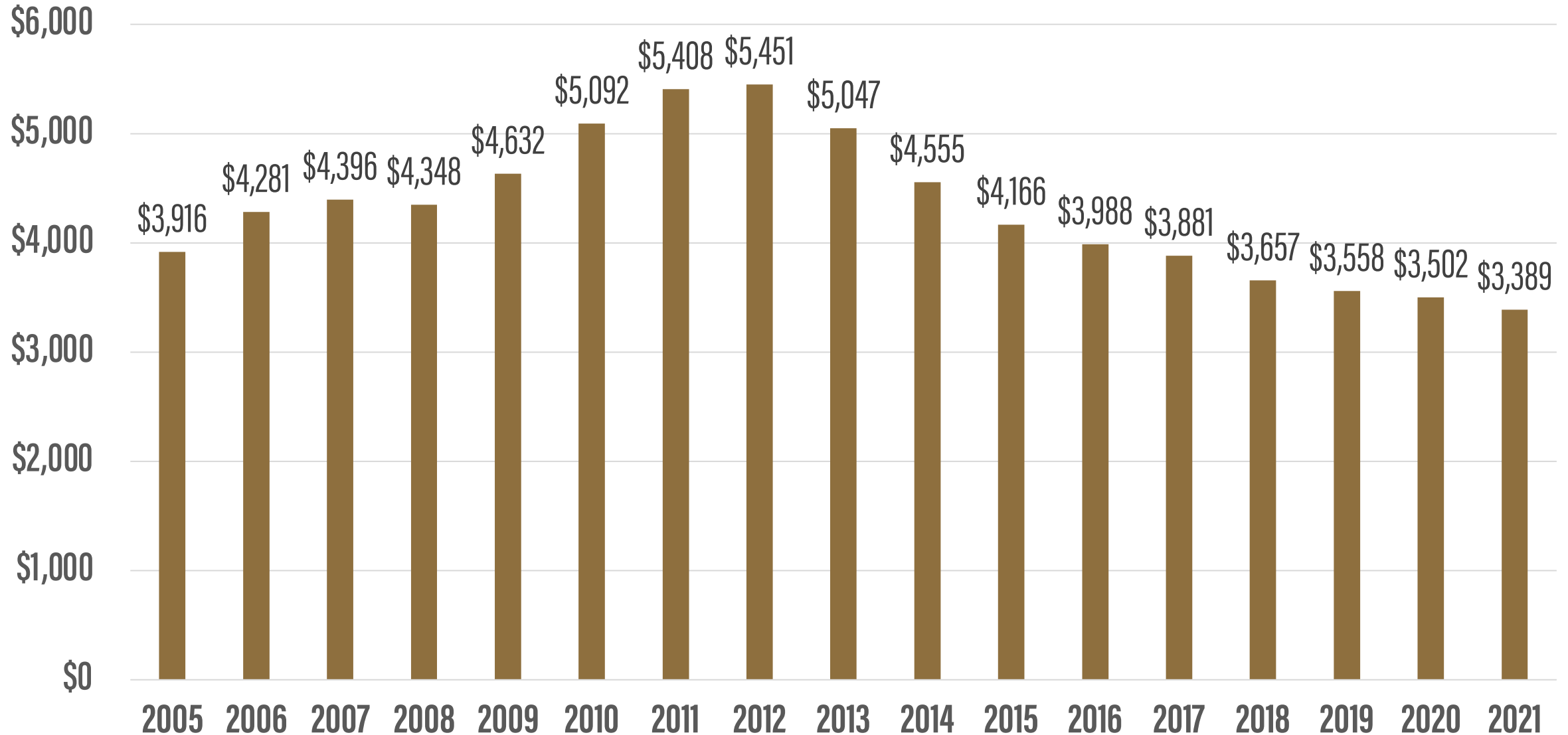




# Declining Annual Cost of Attendance at West Lafayette

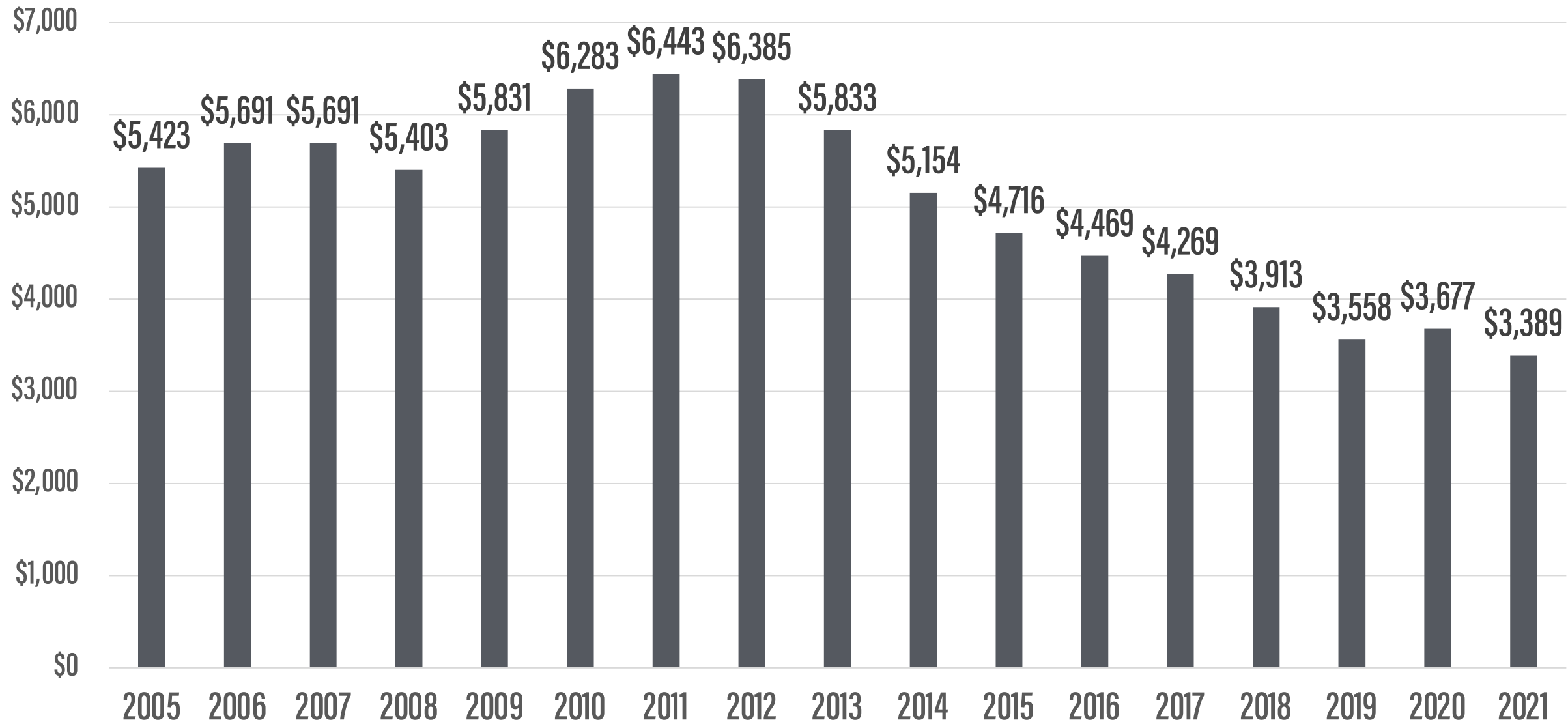


# Debt Per Undergraduate Student: NOMINAL



# Debt Per Undergraduate Student: INFLATION ADJUSTED

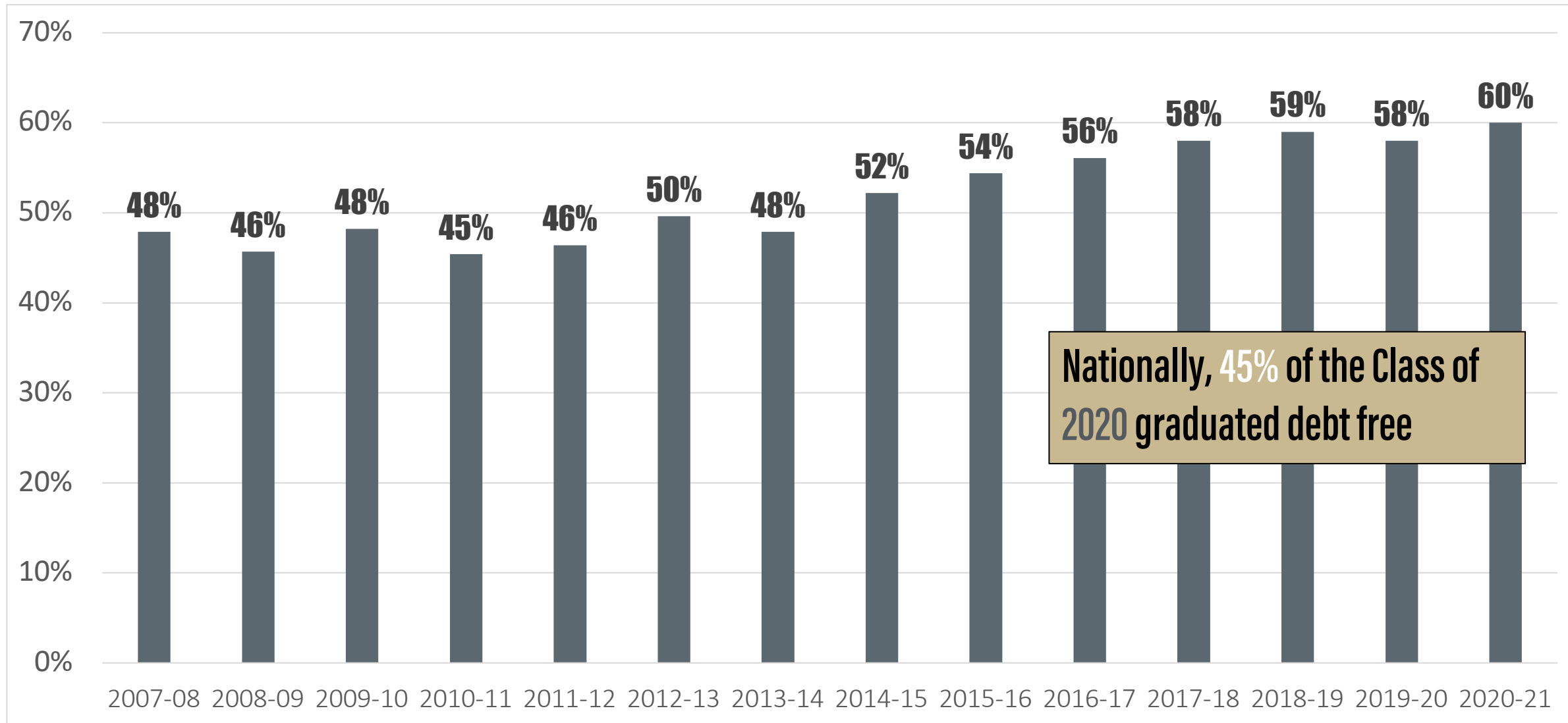
Adjusted to May 2021 Values



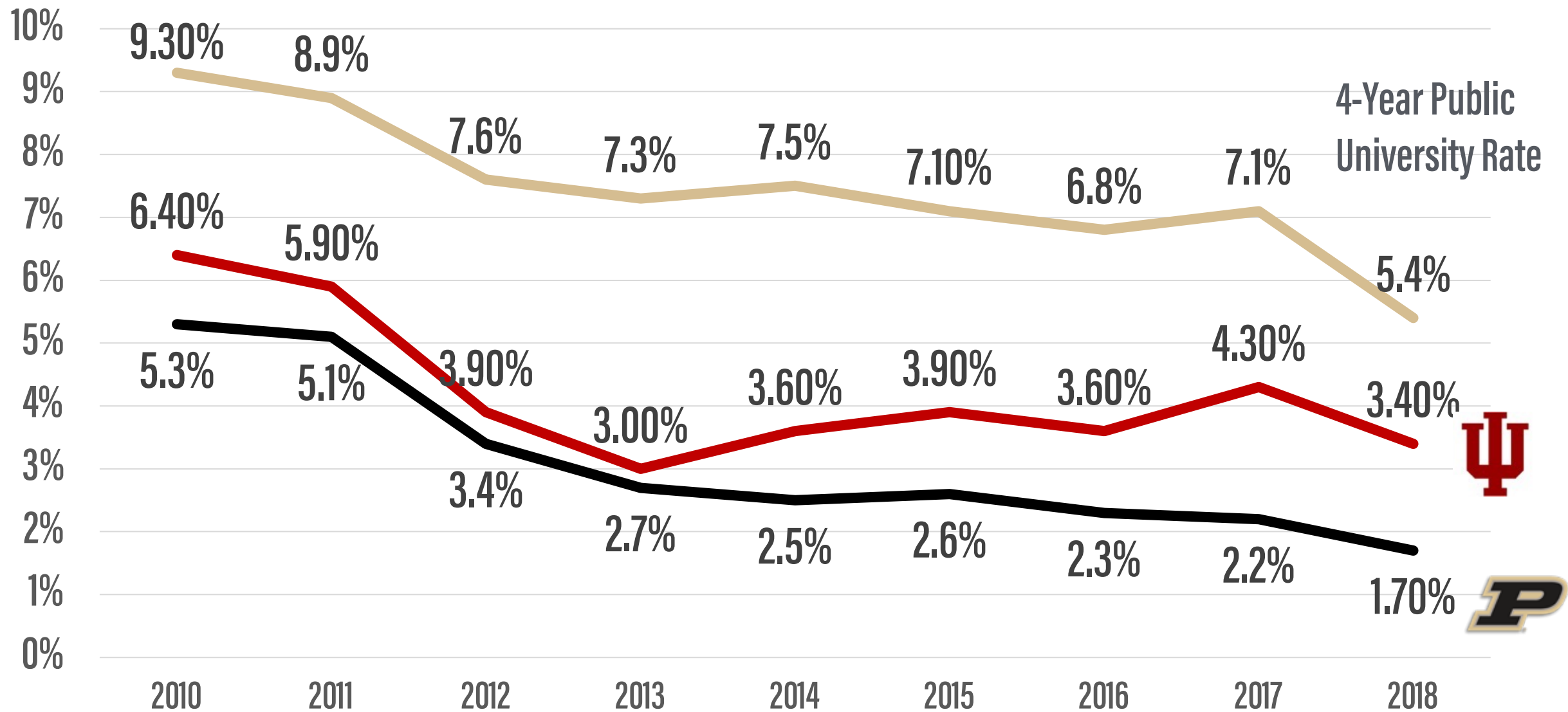


# % Graduating Debt Free

## Purdue WL Undergraduates vs. 4-Year Universities



# Default Rate: 3-Years After Expected Graduation Year



55% of Purdue defaulters did not graduate