

MISSION STATEMENT

The mission of the PTC is to serve students and the greater Purdue community by providing testing services for undergraduate advancement, graduate development, and professional accreditation. The Purdue Testing Center adheres to the National College Testing Association Professional Standards and Guidelines.

VISION STATEMENT

The vision of the Purdue Testing Center is to be a part of an integrated testing service at Purdue that operates within the standards of the NCTA best practices and maintains a facility that is NCTA-certified.

PROGRAM ELEMENTS

Pearson Exams

- Evaluation Systems Exams, (ES)
 - Teacher licensure exams
- Executive Assessment, (EA)
 - Business school readiness exam
- Graduate Management Admission Test, (GMAT)
 - Admission exam
- Pharmacy College Admission Test, (PCAT)
 - Admission exam
- Fundamentals of Engineering, (FE) & Fundamentals of Surveying (FS)
 - Engineer licensure exams
- Microsoft Certification, (Microsoft)
 - Specialist and technical certification exams

ETS

- Praxis
 - Teacher licensure exams
- Graduate Record Examinations, (GRE – General)
 - Graduate school admission exam

College Board

- College-Level Examination Program, (CLEP), is a series of exams that allow for credit by exam
 - There are a total of 33 exams across the following categories: Composition and Literature; World Languages; History and Social Science; Science & Mathematics; and Business.

National Paper/Pencil Exams

- Graduate Record Subject Exams, (GRE Subject exam)

Purdue Advanced Credit

- Biology, Chemistry, Computer Science

NOTABLE CHANGES

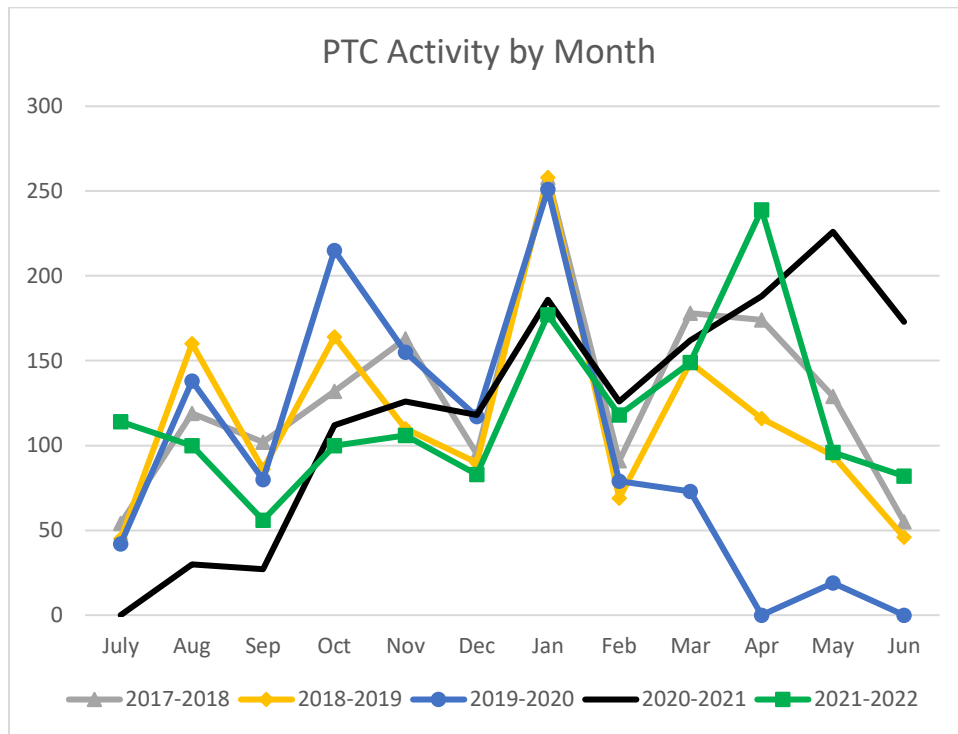
Several notable events this past year changed our work for the 2021 – 2022 season.

- Just prior to classes starting in August 2021, the university assigned Student Success Programs with the job of determining how the Civics Knowledge test could be delivered for the incoming freshmen in a proctored space. The task was assigned to the Purdue Testing Center. The exam delivery method chosen was Brightspace. The criteria for the exam included: unlimited attempts, scheduled retakes, with a testing session of 90 minutes per attempt. While the task was a challenge, it was quickly brought together so that exams could be offered starting the fourth week of class. For the spring semester, a testing lab was added to offer increased capacity. Additionally, 10 dates were offered in the month of June. In total, capacity was offered for approximately 25 percent of the freshman class.
- The university's decision in the spring of 2022 to move the current Testing Center office out of Schleman Hall, and repurpose it for student space, has directly affected The Purdue Testing Center. The PTC will be relocated to a new site in Stewart Center at the end of 2022. In preparation for that move, testing center staff have been involved in design details for the new space as well as determining the new normal of shared staffing with the Disability Resource Center Testing Center. A shared goal for many years has been to have the two testing centers in proximity to each other for staff sharing and support purposes. This decision will make that goal a reality.
- The State of Indiana's mandated change of the teacher licensure exam vendor, from Pearson VUE, to ETS, (Educational Testing Services), transitioned in September of 2021. Because the PTC did not have an active contract with ETS, the process of onboarding ETS started in spring of 2021 but was not completed until November of 2021. This left a two-month gap of service for education students. A positive effect of onboarding ETS was the option to bring the GRE General to campus, which is a new opportunity for students.
- Online Chemistry exams were determined to be valuable for students for the academic year 2021-2022. However, the number of exams dates were lowered in the spring from 11 to 9 dates but with increased capacity. Interest for these exams remained but showed a decline of use from the previous year of approximately 24 percent.
- On campus national exams were again impacted this year as the LSAT exam remains in limbo regarding a return to in person testing. This may be a result of the Law School Admission Council response to COVID of implementing a home-based exam proctored by ProctorU. GRE Subject exams returned to campus in the fall of 2021 in agreement with COVID guidelines set by the university. Three test dates were offered with limited seating, but attendance was minimal.

2021-2022 Purdue Testing Center Data

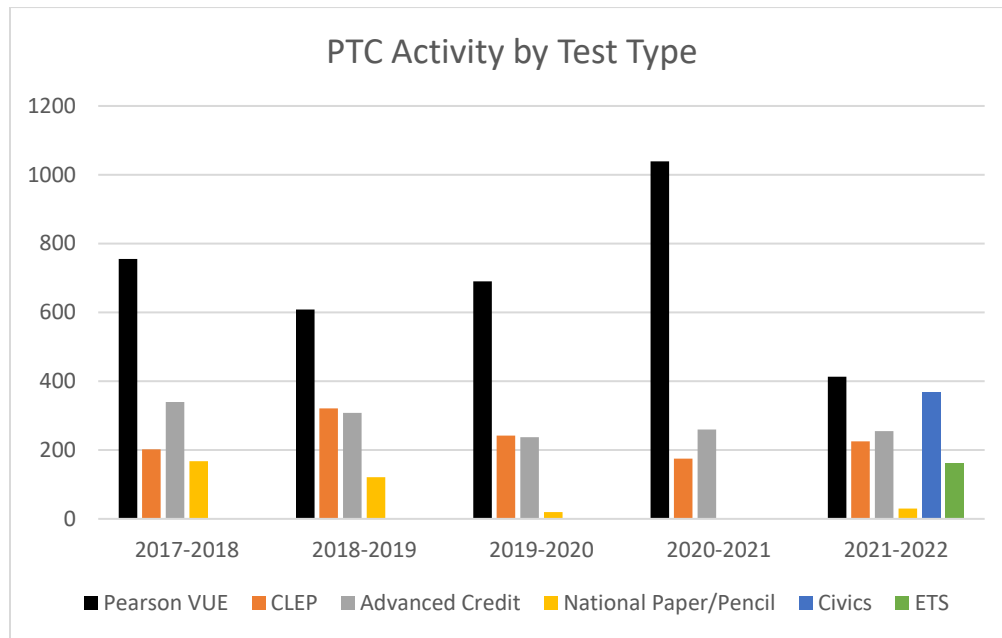
Testing Center Activity

Figure 1: Purdue Testing Center Activity by Month 2017-2022



Testing at the PTC dropped in September due to the switch of vendors for the teacher licensure exams, but peaked in the spring when the exams became available again.

Figure 2: Purdue Testing Center Activity by Test Type 2017-2022

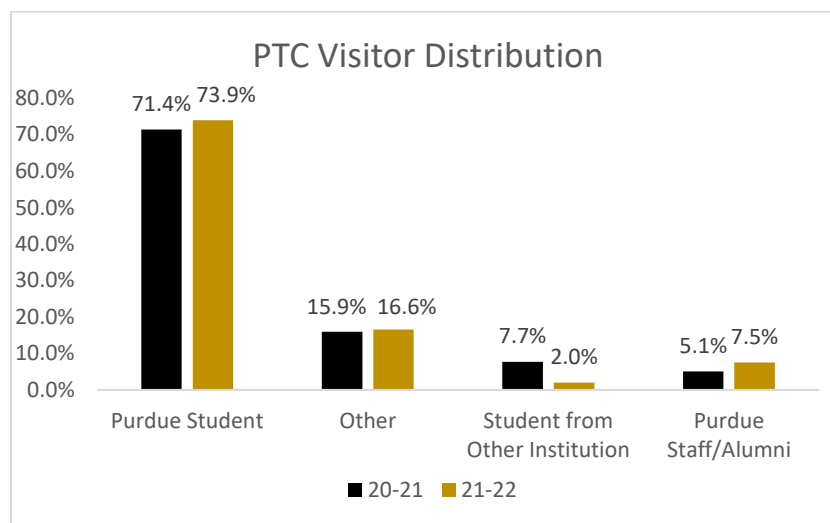


The Civics Knowledge test was a new addition to PTC exams this year. National paper/pencil exams returned to campus with the GRE Subject exams. ETS was brought on board as Indiana changed the vendor for teacher licensure exams. This also brought the opportunity to add the GRE General exam at the PTC.

Purdue Testing Center Visitors

The PTC recorded 788 visits to their office from July 2021 to June 2022. Based on the available information collected in the sign-in system, the demographics of the 2021-2022 PTC visitors are presented below.

Figure 3: PTC Visitor Distribution



*Due to COVID 19, the PTC stopped collecting PUIDs in the sign in system. This resulted in many visitors being unidentifiable.

Note: The tables below show the demographics of visitors who identified themselves as students and were identifiable (n=547).

Figure 4: Student Visitor Classification

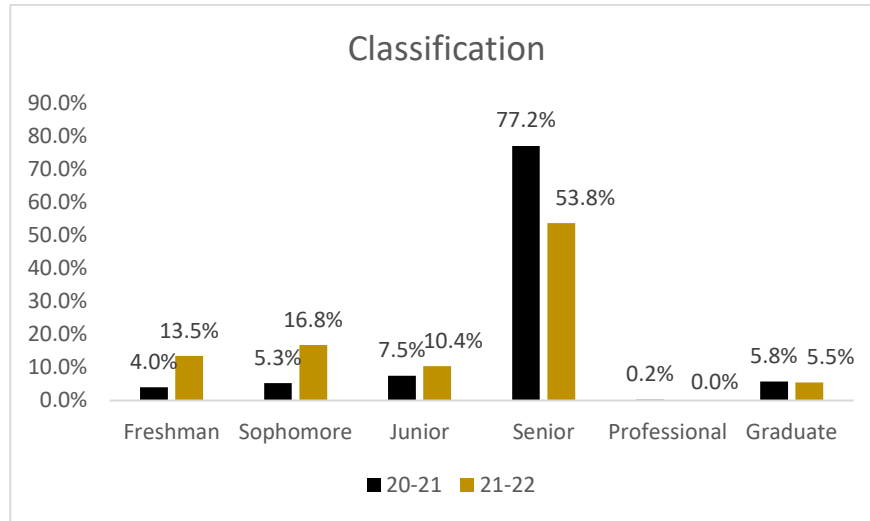


Figure 5: Student Visitor Residency

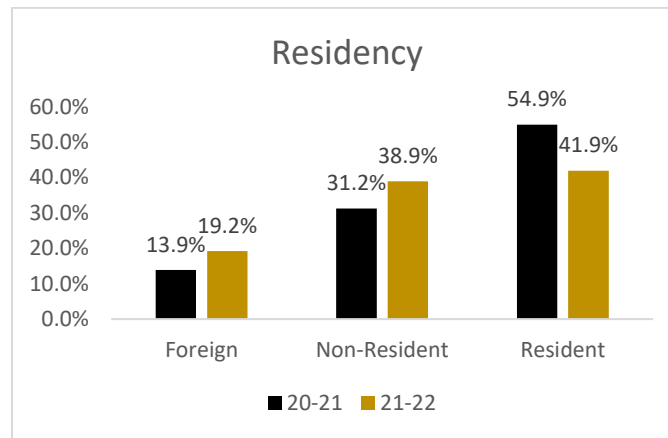


Figure 6: Student Visitor Age

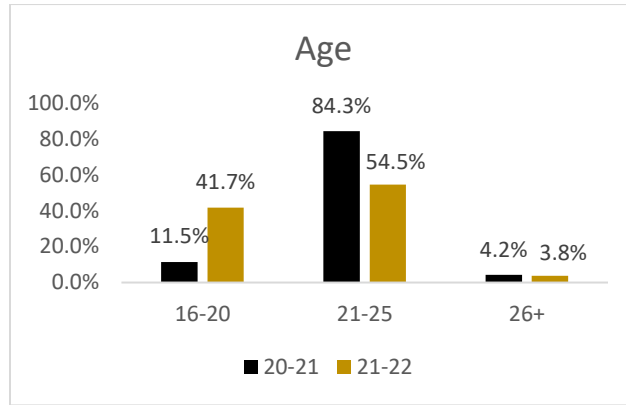
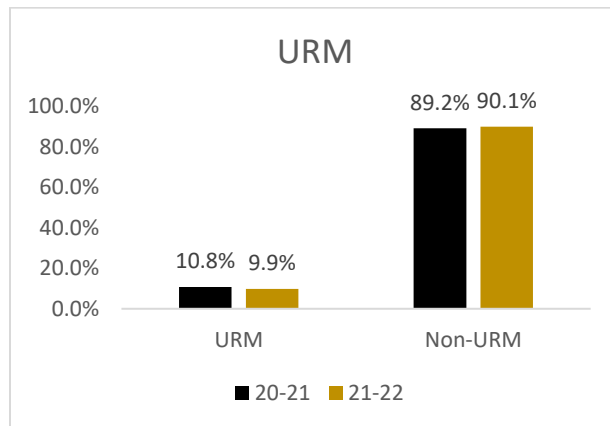
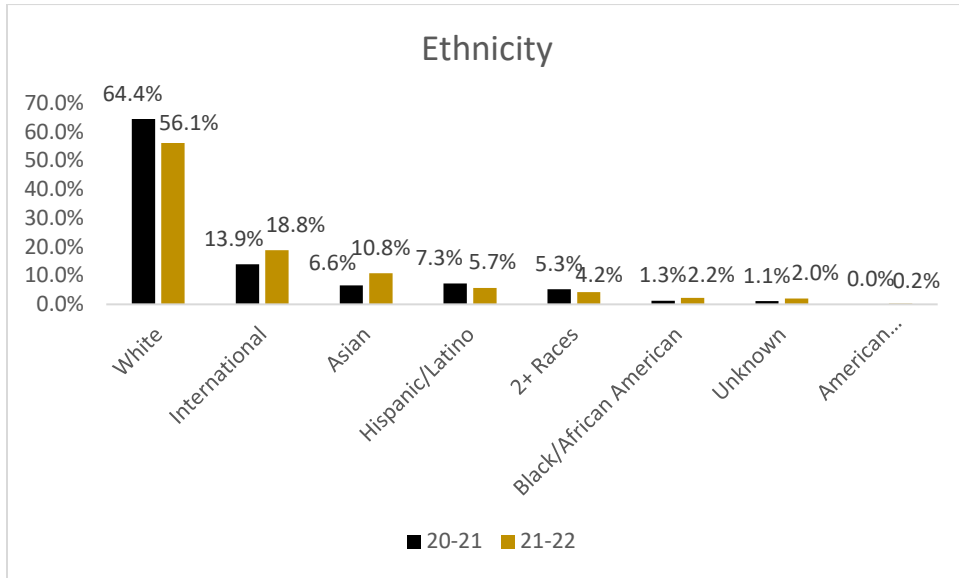


Figure 7: Student Visitor URM Status



*In Fall 2021, Purdue enrolled 11% URM students

Figure 8: Student Visitor Ethnicity



*In Fall 2021, Purdue enrolled 57% White, 18% International, 10% Asian, 6% Hispanic/Latino, 4% 2+ Races, 3% Black or African American, and 2% Unknown students

Figure 9: Student Visitor College

