

Starting in 2022 the Healthy Boiler Program will include an updated wellness incentive program – to encourage more comprehensive wellness efforts – and a new portal is also being introduced. Employees will receive a registration email from the new portal vendor on Jan. 4 – and a reminder email on Jan. 11. The new portal is easier to use and offers many features:

- It has a mobile app, which allows users to log their activity. You can also [sync your fitness devices and apps](#).
- Fun, customizable wellness challenges, so individuals can pick a wellness journey that’s meaningful to them. There are also [health-related courses available](#).
- A Comprehensive Health Risk Assessment that measures well-being across the six key dimensions – emotional, occupational, social, financial, physical and purpose.
- The Comprehensive Health Risk Assessment is an optional step to complete for [earning incentives](#). (Click [here to navigate to the incentive directions](#).)

Please keep in mind:

- It’s important to know that if both you and your spouse are signing up, the employee **must** set up a Healthy Boiler account first—before the spouse registers. You **both** need individual accounts to earn the full Healthy Boiler Wellness incentive.
- Employees can also access an app for their mobile device; follow this [quick reference](#) to learn more.

<p>To register for an account:</p> <ol style="list-style-type: none"> 1. Go to https://purdue.wellright.com/act/auth/login Click the blue Registration link 2. Click I am the Employee or I am related to the Employee <p>Registration will require:</p> <ul style="list-style-type: none"> • Your PUID • First and last name as it appears on your pay statement • Spouses will use their legal name along with the Purdue employee’s email address 	
<p>I am the Employee – complete Registration information:</p> <ul style="list-style-type: none"> • First Name • Last Name • Email • Password Creation • Date of Birth • PUID • Privacy Policy and End User License Agreement <p>I am related to the Employee – complete Registration information.</p> <ul style="list-style-type: none"> • First Name • Last Name • Email • Relationship with Employee • Employee’s Purdue Email • Password Creation • Date of Birth • Privacy Policy and End User License Agreement 	

Complete additional information, optional

- Height
- Weight
- Mobile Phone (for text alerts)

(Personal information is not shared with Purdue)

Click **Continue**

The screenshot shows a registration form with two main sections: 'Unit Preferences' and 'Improve Your Experience'. The 'Unit Preferences' section has dropdown menus for Height (Feet/Inches), Weight (Pounds), Length (Inches), and Distance (Miles). The 'Improve Your Experience' section has input fields for Height (Feet/Inches), Weight (Pounds), and a Mobile Phone field. Below the mobile phone field, there is a note: 'Mobile number is used for SMS text reminders. Message and data rates may apply. Message frequency varies depending on activity. Text HELP for help or STOP to unsubscribe.' There is also an optional section for providing height and weight to calculate calorie burn, with a note that this information is not shared with the employer. A 'Continue' button is at the bottom right.

Healthy Boiler Portal contains:

- Announcements with the latest Healthy Boiler news, challenges and special events
- Information on the five Healthy Boiler pillars
- A link to the Health Risk Assessment
- Create your own Personal Mission Statement
- Incentive upload and tracking

The screenshot shows the home page of the Healthy Boiler portal. At the top, there is a navigation bar with links for Home, Health Risk Assessment, Calendar, University, and Devices. The main content area features a large 'WELCOME TO YOUR HEALTHY BOILER PROGRAM' message with a 'Get Started' button. Below this is a horizontal navigation bar with icons for Behavioral Health, Financial Wellness, Physical Health, and Social Wellness. A central information box explains that the program is a multi-faceted approach to overall well-being, comprising five pillars: behavioral health, financial wellness, physical health, social wellness, and work-life integration. It encourages employees to take full advantage of their benefit offerings by participating in the incentive program, completing challenges, joining events, and self-educating on topics that will best serve them and their family on the journey to total well-being.

This screenshot shows the user's current status in the program. It displays 'You have earned 0 Dollars' with a 'Viewing Current Program' dropdown menu. Below this is a 'Personal Mission' section with a person icon and a pencil icon for editing.

This screenshot shows the '2022 Incentive Requirement' section. It indicates that 0 out of 150 dollars are earned. The required step is to submit a completed physical form. There is a button for 'ANNUAL PHYSICAL' with the text 'Upload your completed physical form here.' and '5150 of 5450 available'. Below the button, it shows '0 / 1 completed submissions'.

This screenshot shows the '2022 Incentive Additional' section. It indicates that 0 out of 225 dollars are earned. The optional step is that each activity below can be completed for additional Healthy Boiler incentive dollars, but they will not be paid out until the annual physical has been submitted. There are three buttons for activities: 'HEALTH RISK ASSESSMENT', 'BIOMETRIC VALUES', and 'DENTAL OR EYE EXAM'.

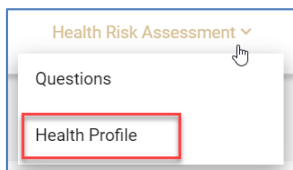
Completing Incentives

Incentives are organized in three parts (each with their own incentive dollar value) :

1. Annual Physical (Required step)
2. Additional Incentives (Additional steps to complete, each earning incentive dollars)
3. Preventive Care (completing **one** of the activities earns an additional 75 dollars)

Please note:

- The *Biometric Values* are entered on your behalf into the Healthy Boiler Portal by One to One Health if they are included on the physical form. No manual submission is needed.
- The completed Health Risk Assessment is viewable to you under Health Profile. (This information is not shared with Purdue)



0 / 150
Dollars

2022 Incentive Requirement

Required Step: To start earning the Healthy Boiler incentive, submit a completed physical form below.

ANNUAL PHYSICAL

Upload your completed physical form here.

\$150 of \$450 available

0 / 1 completed submissions

0 / 225
Dollars

2022 Incentive Additional

Optional Step: Each activity below can be completed for additional Healthy Boiler incentive dollars. Reminder: the steps below can be completed at any time but will not be paid out until the annual physical has been submitted.

HEALTH RISK ASSESSMENT

Earn additional incentive dollars by completing the Health Risk Assessment.

\$100 of \$450 available

0%

BIOMETRIC VALUES

Earn additional incentive dollars by providing your biometric values on your physical form.

\$100 of \$450 available

0%

DENTAL OR EYE EXAM

Earn additional incentive dollars by completing a dental or eye exam.

\$25 of \$450 available

0 / 1 completed submissions

2022 Preventive Care & Exams 0 Completed | Rewards ▾

Optional Step: Complete ONE of the below activities for an additional \$75 toward your Healthy Boiler incentive dollars. Reminder: the steps below can be completed at any time but will not be paid out until the annual physical has been submitted.

COLORECTAL SCREENING OR COLONOSCOPY

Earn additional incentive dollars by receiving a colorectal screening.

\$75 of \$450 available

0 / 1 completed submissions

DEPRESSION SCREENING

Earn additional incentive dollars by completing a depression screening.

\$75 of \$450 available

0 / 1 completed submissions

FLU SHOT

Earn additional incentive dollars by receiving a flu shot.

\$75 of \$450 available

0 / 1 completed submissions

SHINGLES VACCINE

Earn additional incentive dollars by receiving a shingles vaccine.

\$75 of \$450 available

0 / 1 completed submissions

SKIN CANCER CHECK

Earn additional incentive dollars by completing your annual skin exam.

\$75 of \$450 available

0 / 1 completed submissions

The **Annual Physical** is a required step.

- You can choose to complete additional incentives, but they will not be paid out until the physical requirement is completed.

When ready to upload completed physical documentation:

1. Click **Annual Physical**
2. Click **Submit**
3. Click **Choose File**
4. Locate and click your saved file
5. Click **Submit**

Note: please allow 24-48 hours for your physical form to be approved and reflected within the portal. Once approved, you will receive a confirmation email.

0 / 150
Dollars

2022 Incentive Requirement

Required Step: To start earning the Healthy Boiler incentive, submit a completed physical form below.

ANNUAL PHYSICAL

Upload your completed physical form here.

\$150 of \$450 available

0 / 1 completed submissions

0 / 150
Dollars

2022 Incentive Requirement

Required Step: To start earning the Healthy Boiler incentive, submit a completed physical form below.

ANNUAL PHYSICAL

Upload your completed physical form here.

\$150 of \$450 available

0 / 1 completed submissions

Submit

Annual Physical Copy ✕

Entry Submissions

Upload your Annual Physical Form

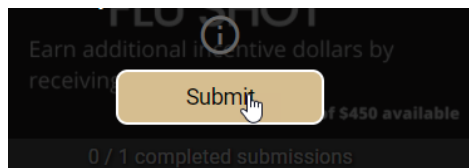
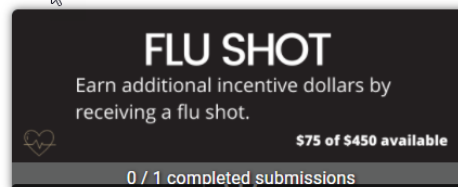
Attachment Choose File

Cancel
Submit

To complete additional incentives:

1. Click the applicable **incentive box**
2. Click **Submit**
3. Complete the required submission or answer
4. Click **Submit**

Example

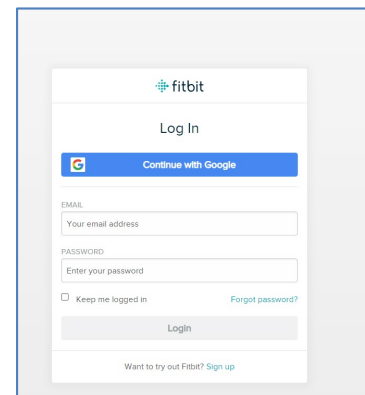
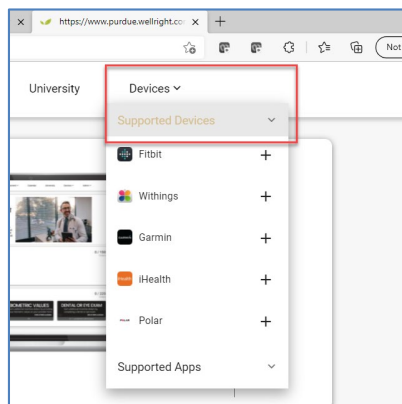


Synching Devices or Apps

For **Supported Devices**:

1. Click **Devices**
2. Click **Supported Devices**
3. Click **+** next to the device you are syncing

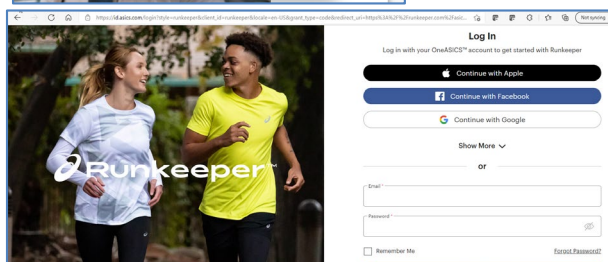
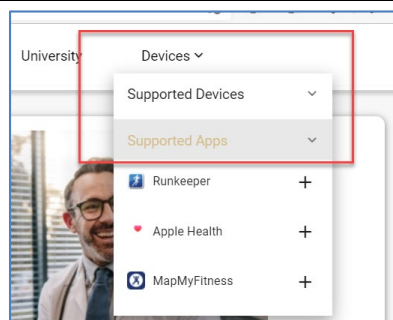
Log into your device account and follow the directions



For **Supported Apps**:

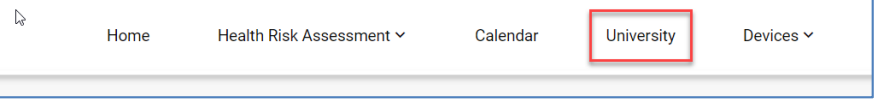
1. Click **Devices**
2. Click **Supported Apps**
3. Click **+** next to the device you are syncing
4. Log into your app account and follow the directions

Note: once synced, you will find all tracked activity under the "Calendar".



Access the University to learn more about specific subjects

Select **University** from the Menu



Use the **Search** or **scroll** to view available courses

- Click **Take Course** (once you find a course you are interested in)

