



# WHO IS HOMELESS IN WISCONSIN?

---

A LOOK AT STATEWIDE DATA

ADAM SMITH, DIRECTOR

INSTITUTE FOR COMMUNITY ALLIANCES

# About the Data Sources

---

Data are reported from two origins:

- ❖ Longitudinal: count over time, typically 12-month period
- ❖ Point-in-Time: single day snapshot

# About Homeless Management Information System (HMIS)

---

- ❖ HMIS is the primary source of homeless data in Wisconsin
- ❖ Statewide database generates unduplicated counts of people served by homeless programs

# HMIS Nuts and Bolts

---

- ❖ Organizations providing specific services to people experiencing homelessness document client level data in system
- ❖ Services include: emergency shelter, transitional housing, street outreach, rapid re-housing, permanent supportive housing, case management, and eviction prevention
- ❖ Client level information is used to create a variety of aggregate reports

# HMIS Report Examples

---

- ❖ Total people served by date range, program, etc.
- ❖ Program performance
- ❖ Trends
- ❖ Demographics
- ❖ Progress
- ❖ Program utilization

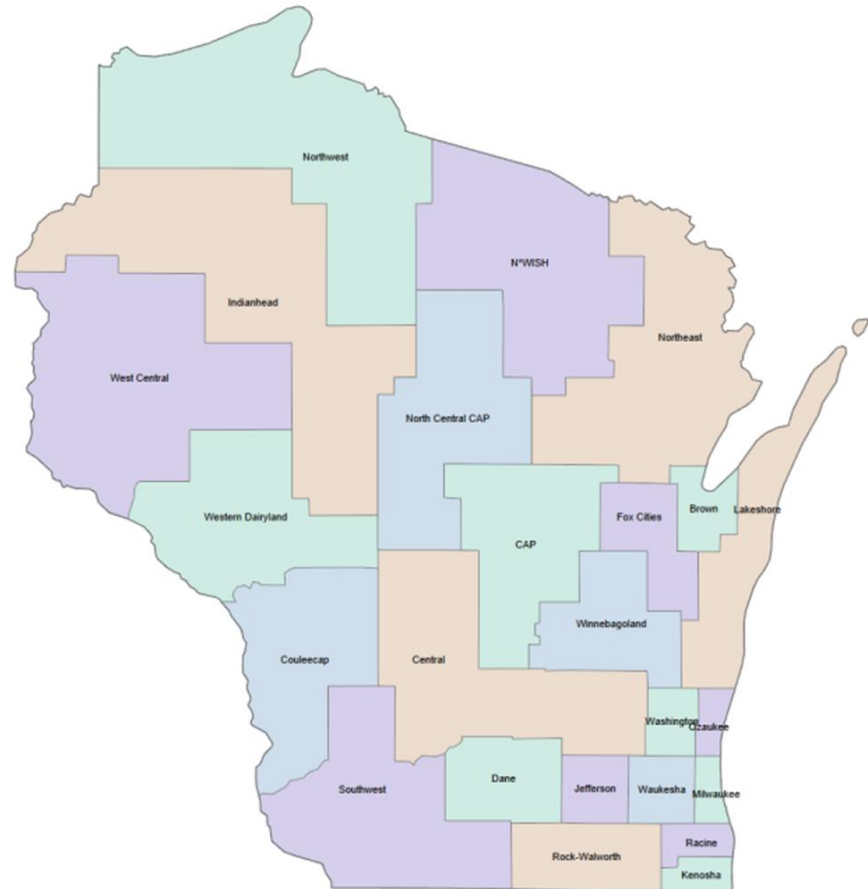
# Continuum of Care (CoC) Basics

---

- ❖ A Continuum of Care (CoC) is a collaboration of service providers (non-profits, government, health care, etc.) working together towards the common goal of providing solutions to homelessness in communities across the state
  
- ❖ CoCs also apply for competitive annual federal funding to provide housing and supportive services in their communities

# Four CoCs in Wisconsin

- ❖ Milwaukee City/County
- ❖ Madison/Dane County
- ❖ Racine City/County
- ❖ Balance of State
  - ❖ Due to large geographic reach of Balance of State, most meetings and organization is further broken down into smaller regions
  - ❖ High-population counties typically operate as one CoC



# The Numbers (Some of Them)

---

Between October 2015 and September 2016, homeless services providers in Wisconsin reported serving **22,050** people in emergency shelter and transitional housing in Wisconsin



# 22,050 In Depth

---

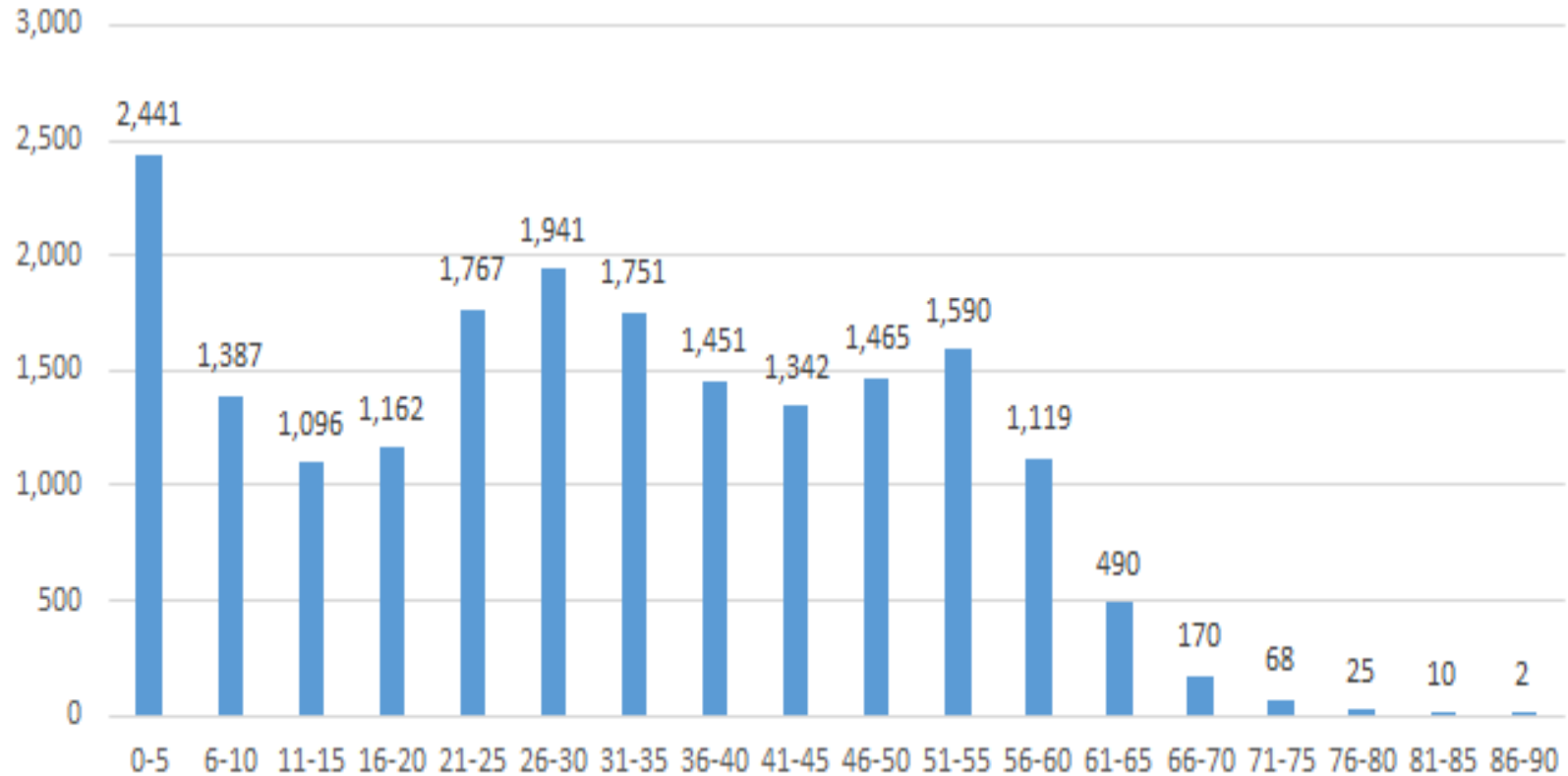
- ❖ 46% were in families with minor children
- ❖ 58% were served outside Dane & Milwaukee Counties
- ❖ 9% were U.S. military veterans
- ❖ 8% met the federal definition for chronic homelessness
- ❖ 2% were unaccompanied youth under the age of 18

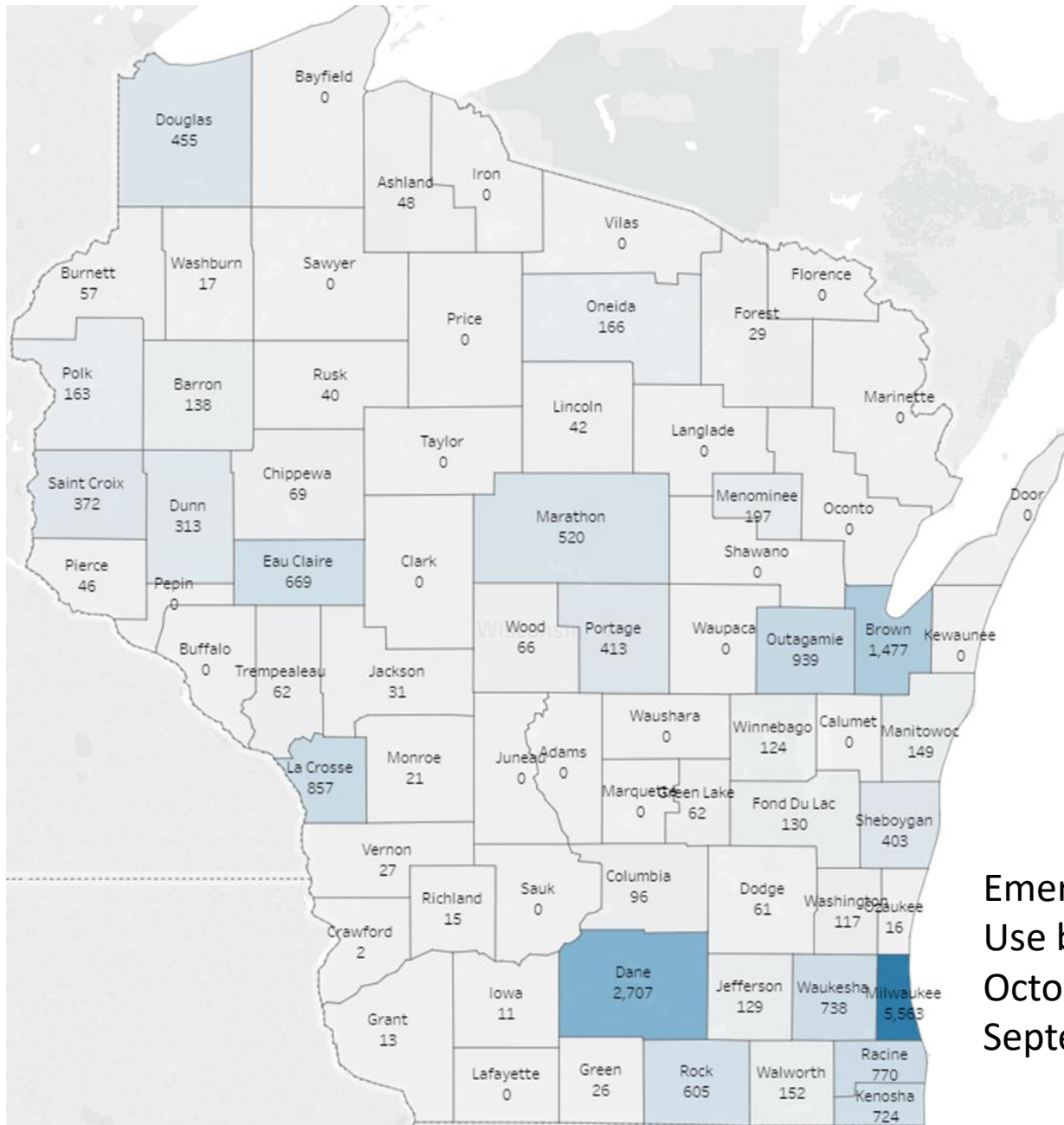
# In Depth, Continued

---

- ❖ 88% of people served from October 2015 – September 2016 were served in emergency shelters, totaling 19,312 people
- ❖ 28% (5,332 people) were youth under the age of 18
- ❖ The average age of a sheltered person is 30.4 years old

## Emergency Shelter Clients by Age





**Emergency Shelter Use by County, October 2015 – September 2016**

# Point-in-Time (PIT) Data

---

- ❖ Point-in-Time data are used to create a snapshot of homelessness on a single day/night within a jurisdiction
- ❖ Count is of people in literal homeless situations: on streets/place not meant for human habitation, emergency shelters, transitional housing programs
- ❖ Count is inclusive of ALL providers in state
- ❖ Count is conducted on same night throughout state
- ❖ 2017 count is TODAY

# Point-In-Time Recent Trends

---

Region:	2014	2015	2016
Balance of State	3,569	3,597	3,445
Milwaukee County	1,499	1,521	1,415
Racine County	210	168	196
Dane County	777	771	629
<b>Totals</b>	<b>6,055</b>	<b>6,057</b>	<b>5,685</b>

# 2016 Count In Depth

---

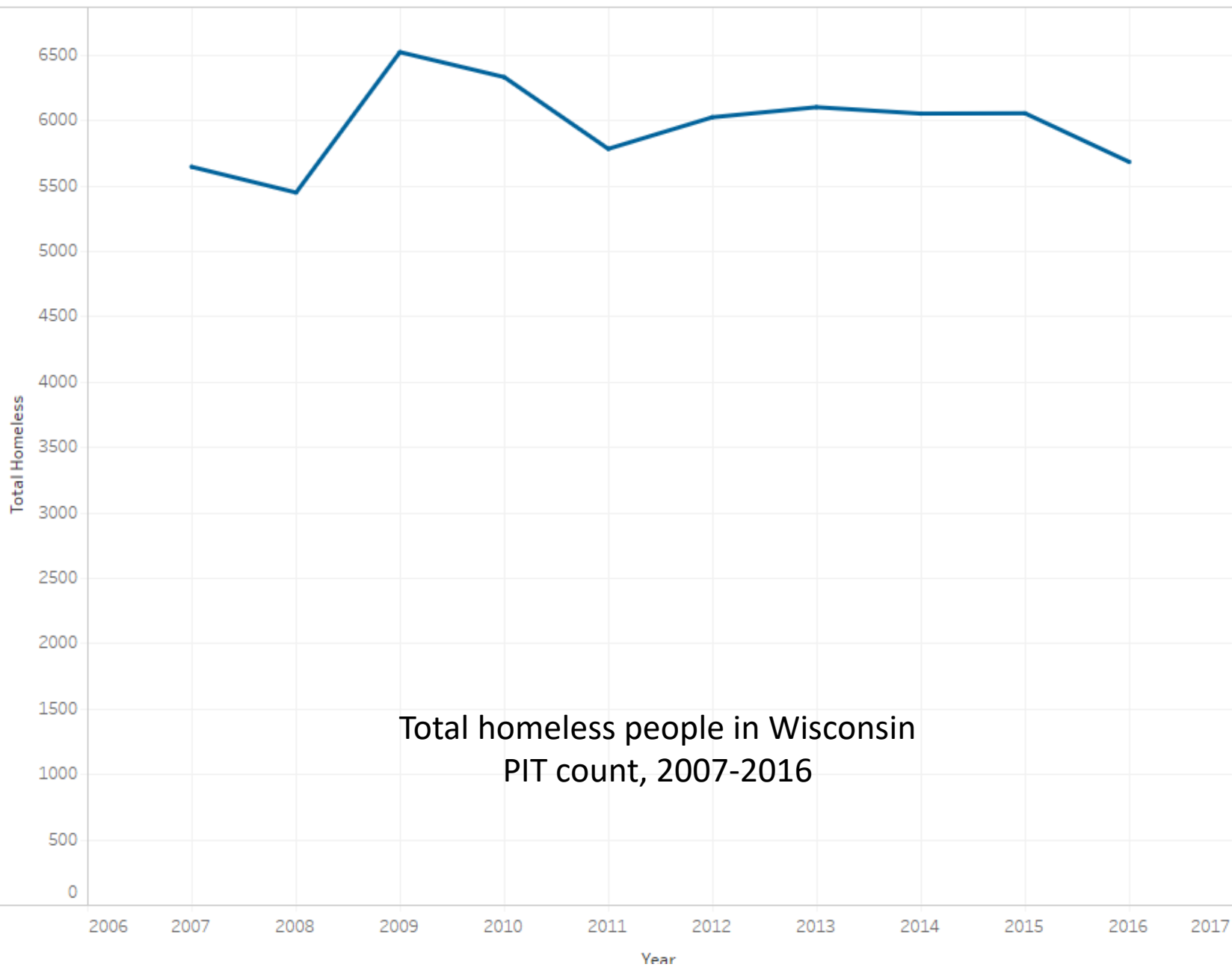
- ❖ 22% had a severe mental illness
- ❖ 22% were victims of domestic violence
- ❖ 15% had chronic substance abuse
- ❖ 7% were veterans
- ❖ 6% were chronically homeless
- ❖ 6% were unaccompanied youth under the age of 25
- ❖ 188 youth under the age of 25 were parents to 267 children

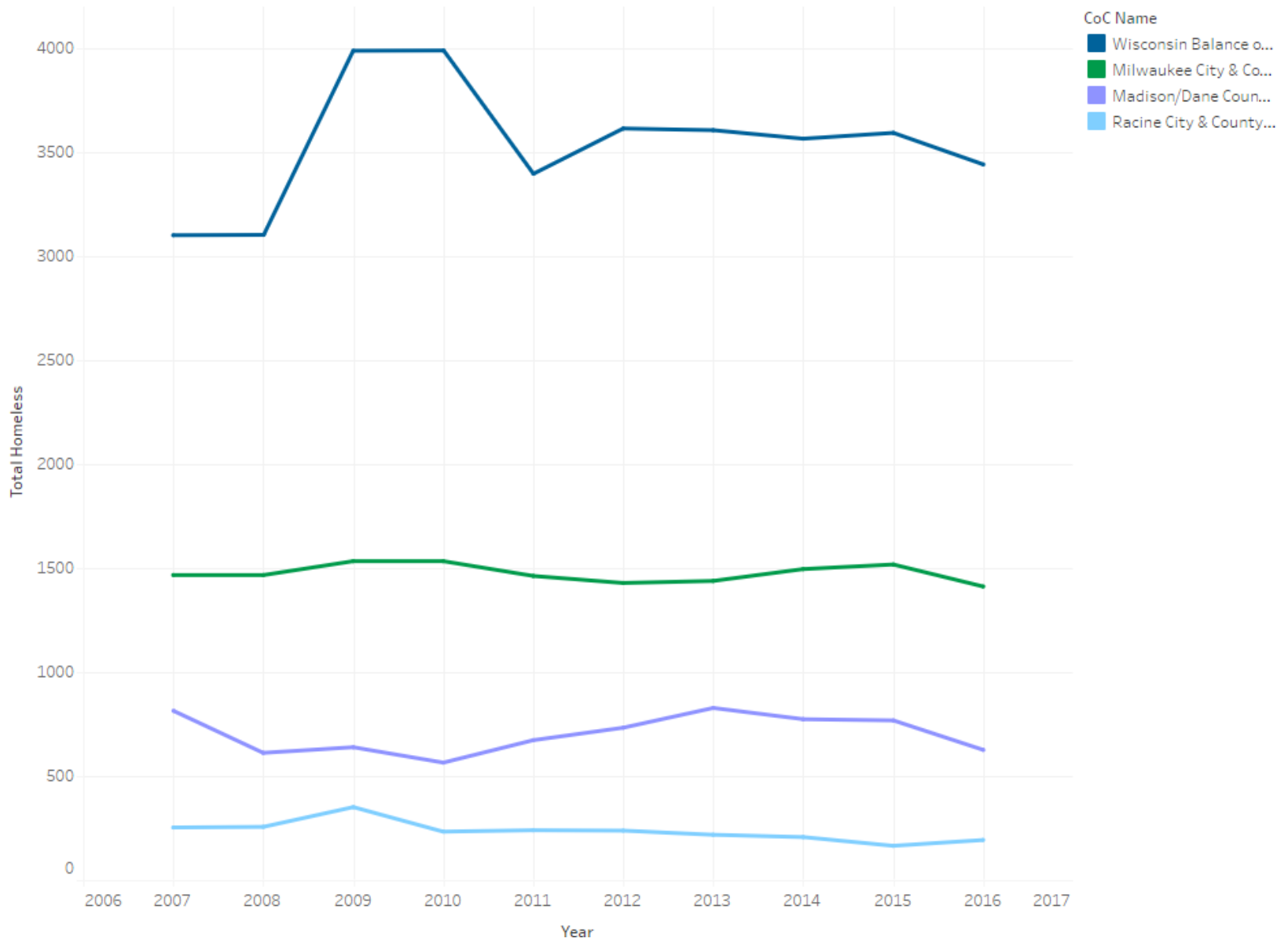
# 2016 Count In-Depth, Continued

---

- ❖ People equally distributed between single people and people in families
- ❖ 7% of people counted were in places not meant for human habitation
- ❖ Severely mentally ill comprise largest sub-population of people counted







# Progress is Happening

---

- ❖ Continua of Care are replacing transitional housing programs with permanent rapid re-housing programs
  
- ❖ Continua of Care have also implemented a coordinated entry system, which prioritizes people for the most appropriate services available (i.e., no longer first-come, first-served)

# Progress, Continued

---

- ❖ Additional programs targeted to specific populations have been developed:

## State Programs

- ❖ Street Outreach Program for homeless veterans
- ❖ Rapid Re-Housing Program for youth aging out of foster care
- ❖ Expanded a program aimed at assisting homeless people access SSI/SSDI (SOAR)

# The Interagency Council

---

- ❖ Key stakeholders from various state departments and key community organizations convene quarterly
- ❖ Functions of the council include:
  - ❖ Reviewing data
  - ❖ Information sharing
  - ❖ Identifying needs and gaps
  - ❖ Improving inter- and intra-agency coordination
  - ❖ Fostering systems change and improvement

# For More Information

---

Additional Interactive Data Can be Found on  
Our Website:

<http://www.icalliances.org/wisfamilyimpact>