

**ME 27000 Basic Mechanics I**  
**Spring 2026**

<i>Instructor</i>	<i>Lecture time/room CRN/Section</i>	<i>Office/Phone Office Hrs (or Appt)</i>	<i>Email</i>
<b>Purdue West Lafayette (PWL)</b>			
Jim Jones	MWF 9:30-10:20am/ME 1130 CRN 21463; Section 001	TTh 10:30-11:30am ME 3003H (or by Appt)	<a href="mailto:jonesjd@purdue.edu">jonesjd@purdue.edu</a>
Jim Jones	MWF 11:30-12:20pm/ME 1130 CRN 13841; Section 003	TTh 10:30-11:30am ME 3003H (or by Appt)	<a href="mailto:jonesjd@purdue.edu">jonesjd@purdue.edu</a>
Abhi Ramkumar	MWF 2:30-3:20pm/ME 1130 CRN 13507; Section 005	MW 1-2pm in ME 2008D	<a href="mailto:aramkum@purdue.edu">aramkum@purdue.edu</a>
Morgan Murphy	TR 9:00-10:15am/ME 1130 CRN 24419; Section 013	TTh 8-9am Outside ME 1130	<a href="mailto:r32mt5@purdue.edu">r32mt5@purdue.edu</a>
Jim Jones	ME 270 Distance Learning CRN 12871; Section 004	TTh 10:30-11:30am ME 3003H (or by Appt)	<a href="mailto:jonesjd@purdue.edu">jonesjd@purdue.edu</a>
<b>Purdue Indianapolis (PIN)</b>			
Diane Wagner	MWF 3:30-4:20pm/LE 102 CRN 29355; Section 015	MW 2-3pm SL160H (or by Appt)	<a href="mailto:wagne242@purdue.edu">wagne242@purdue.edu</a>

**Course Blog:** <https://www.purdue.edu/freeform/statics/>

A course blog is made available to you for the semester. This blog contains a threaded discussion component where you can seek assistance from fellow students in all sections of ME 270 as well as assist other students in answering their questions. In addition, the blog contains links to all material related to the course, including: course syllabus, homework problem statements, homework problem video solutions, solution videos for over 300 lecturebook examples, material for exam preparation, and any additional information that your instructor will make available to you during the semester. It is recommended that you use threaded discussions on this blog for discussions with your colleagues in the course. The blog is preferable to something like GroupMe, since on the blog, instructors and TAs can become involved in the blog discussions for providing helpful direction on problem solving, whereas this is not possible on GroupMe. We ask that you follow two simple rules. One, be courteous to the other people using the blog, and, two, please do not provide complete solutions for homework problems in your blog discussions.

**Course Lecturebook**

ME 270 utilizes a workbook-style textbook (a “lecturebook”): “*Statics: A Lecturebook, 2<sup>nd</sup> edition*” by Krousgrill, Rhoads and Gibert. The lecturebook includes all of the necessary reading material for the course, including a large number of example problems and material that is supported by the course blog. The lecturebook and course blog complement each other in providing you support in the course.

**Course Description**

Vector operations, forces and couples. Free body diagrams, equilibrium of particles and rigid bodies. Distributed forces. Centers of gravity and centroids. Friction. Trusses, frames, and machines. Internal reactions resulting from axial, shear, torsional, and bending loading. Stress and strain analyses and elementary failure criteria. (3 credits)

**Prerequisites/Concurrent Prerequisites**

*Prerequisites:* MA 166 Analytical Geometry & Calculus II; PHYS 172 Modern Mechanics

*Concurrent Prerequisites* – ENGR 132 Transforming Ideas to Innovation II; MA 261 Multivariate Calculus.

### Course Outcomes

1. Develop an understanding of static equilibrium and stresses in statically-determinate structures and how to apply them to engineering systems.
2. Learn a systematic approach to problem solving.
3. Foster effective mathematical and graphical communication skills.

### Classroom Environment (Not Applicable to Online/Distance Students)

We wish to encourage a professional classroom environment based on basic courtesy and mutual respect. To help achieve this environment, please arrive to class on time and come prepared to fully participate in class discussions. Please do not *sleep* in class, *text*, have your *cell phone* out, read the *Exponent*, work on *other assignments*, or *leave class early* without permission (unless you are feeling ill). Such behaviors are disrespectful to the instructor and fellow classmates, and can disrupt the learning process.

### Homework

Common homework sets will be used across all sections of ME 27000 (both PWL and PIN) and will be graded by TAs using a common grading rubric. There will be two HWs assigned for each period. However, only the one in **BOLD** (the A Problem) will be required to be submitted. The other problem (the B Problem) is just for added practice or review. The problem in **BOLD** will be graded in detail for 10 points. Homework (HW) must be submitted by 11:59pm on the due date (i.e., homework assigned in a particular class is due at 11:59pm on the day of the next class period, unless otherwise posted). Please post your HW on Gradescope on the appropriate HW link using a single PDF file. Each student will be given 10 points to make up for one missed HW submission, but otherwise late HW will not be accepted without personalized documentation from the DRC, the Dean of Students or a physician (i.e., a generic PUSH note is not sufficient). Please review your homework submission after it has been uploaded onto Gradescope to ensure that all work has been properly submitted. If for some reason you have problems posting your HW on Gradescope, please email the grader the PDF of your HW before the 11:59pm deadline with an explanation. If you have a problem converting your HW into a single PDF format, take a legible picture of your HW and email to the grader. Each of these accommodations should be rare occurrences. Opportunities for bonus credit toward your HW average will be made available by your instructor. Homework solutions will be posted on the blog shortly after they are due. Graders will strive to have your assignments graded by the class period following submission. If you are unable to submit the work on-time due to circumstances outside of your control, you may submit your work to your instructor with written documentation of the circumstances for consideration, but there are no promises.

### Quizzes (Adaptations Subject to Instructor)

Any quizzes administered by your instructor will be unique to each section, but will make up only a small portion of the overall grade in ME 27000. A number of quizzes (individual or group) may be given throughout the semester to assist students in keeping up on the course material. The goals of the quizzes are to help students identify gaps in their understanding of the basic mechanics principles and provide an assessment of student competency. No quizzes will be administered in the Distance Section.

### Exams

Common evening exams will be used across all sections of ME 27000. There will be two midterm exams and one final exam. Contact your instructor immediately if you are not able to make it to an exam. You will need documentation to support an excused absence from an exam. In the case of an excused absence on an exam, your final exam will count as your score for the exam you missed. Instructors will strive to have exams graded and returned within one week of the exam date.

### Grades:

Course grades will be assigned on a straight scale: 97-100 = A+; 93-97% = A; 90-93% = A-; 87-90% = B+; 83-87% = B; 80-83 = B-; 77-80% = C+; 73-77% = C; 70-73% = C-; 67-70% = D+; 63-67% = D; 60-63% = D-; <60% = F. The percentage breakdown for the components of our course grade are the follows:

1. *Homework (15%) and Quizzes (5%):* 20% (for Asyn. Distance Section 004, HW = 20%)

Two homework problems are assigned per lecture (only one for submission). Completed homework assignments are to be submitted to Gradescope by 11:59pm ET of the due date. Late homework will not be accepted. Homework is to be turned in on engineering paper using the sample format provided below. Your work needs to be presented with a logical thought process and in a neat, easy-to-read style. Failure to do so can result in a loss of points in your homework grade.

2. *Mid-term and Final Exams:* 80%

You will be given two, one-hour mid-term exams and a final exam during the scheduled University final exam period. At the end of the term, the average of the two mid-term exams will be compared with your final exam score. The higher of these two will be given 55% weighting and the lower of these will be given a 25% weighting in the computation of your course average from which your course grade is determined.

3. *Bonus Points:* Extra Credit

Officially there are 36 homework assignments over the course of the semester. However, there will be several opportunities to earn Bonus Points. Specifically, students can earn two additional HW scores for completing the Mid-Semester Course and Instructor Evaluation and two additional HW scores for completing the End-of-Semester Course and Instructor Evaluations. These Bonus Points will be counted in the numerator but not the denominator, meaning that your HW average can exceed 100%.

**F2F Tutorial Room**

Face-to-face Tutorial Room Hours will be available as follows:

**PWL** – M-F 10am-6pm in ME 1009.

**PIN** - M-F Noon-2pm in EL 104.

Students from either campus may attend any of the scheduled Tutorial Room hours. During the Tutorial Room Hours, Blog questions and comments will be continuously monitored and addressed by the TAs on duty. Hopefully, this will give you ample opportunity to seek assistance with your questions and concerns. Our TAs will strive to provide timely answers to your questions as quickly as is reasonably possible. We strongly encourage you to take full advantage of these valuable resources.

**Office Hours**

All instructors will also offer either F2F or Virtual Office Hours, as outlined in the instructor list provided above. Students are invited to attend any of the Office Hours for any of the ME 270 instructors.

**One-on-One Tutoring** (<https://www.purdue.edu/boilerconnect/>)

In addition to the faculty Office Hours and the Tutorial Room Hours, the School of Mechanical Engineering is pleased to fund and offer free on-demand one-on-one tutoring. If you find yourself struggling greatly with the concepts and need personal attention, the one-on-one tutoring sessions may be ideal for your needs. The ME 270 instructors strongly encourage you to take advantage of this free service when you feel there is a need. Tutoring sessions are handled through BoilerConnect. You can make an appointment at <http://www.purdue.edu/boilerconnect/>. Be sure to select “Polytech, ECE & ME Tutoring”, then select “ME Tutoring”. This free service is available to all students taking ME 270 on either the PWL or PIN campus.

In addition to this service, this course is supported by the Academic Success Center (ASC) Peer-Led Tutoring Program in Indianapolis. You can schedule sessions through BoilerConnect. Sessions must be scheduled 24 hours in advance. This free service is a great way to practice the material, reinforce challenging material, and review key concepts. Learn more & schedule a session here:

<https://www.purdue.edu/asc/indianapolis/tutoring.html> . The ASC also provides non-content specific support through Study Skill Consultations & Peer Success Coaching. Learn more at [purdue.edu/asc/indianapolis/](https://www.purdue.edu/asc/indianapolis/)!

### **Disability Resource Center (DRC) Students**

All DRC students should alert your instructor in the first week of classes if you have any DRC Special Accommodations. Remember, students must renew any accommodations every semester. Accommodation Letters do not automatically renew each semester.

All PWL DRC students will be asked to take their exams at the Purdue Testing Center administered by the Purdue Testing Services (PTS). Instructors will alert you in advance when their Testing Information Form (TIF) has been submitted and will direct you as to the appropriate date and start time for registration. Once asked to get registered, please do so immediately. If you delay registration, the Testing Center may reach full capacity and you will forfeit your ability to have your accommodations during the exam. It is imperative that you register early! Students that take the exam at the Testing Center will not need to scan and upload your exam to Gradescope. The PTS Staff will work with the faculty to get this done on your behalf.

All PIN DRC students will take their exams with their instructors. Any extended time will be appended to the end of the exam. Any questions on how the process works can be directed to your instructor.

### **Academic Honesty**

Faculty and students working together can promote a fair and positive academic environment. All students are expected to conduct themselves in an ethical manner. Students are permitted to discuss homework assignments together, but should do their own work when preparing a problem solution (i.e., copying from a solution manual, an on-line resource such as Chegg, Chat GPT or other AI tool, or another student's work is explicitly prohibited). Also, any access to assigned homework solutions and/or exam solutions (e.g., Chegg, or other sources) prior to submission will be considered an integrity violation. Furthermore, remember aiding and abetting others is also a form of cheating. Specifically, posting or allowing other students to see your completed assignments is a common form of aiding and abetting others and is explicitly prohibited. Finally, the use of GroupMe sites are discouraged. Rather, we encourage students to discuss homework on the ME 270 blog following the rules established for the blog. When students use GroupMe sites it raises suspicions about what they are hiding and lead to accusations of cheating. Likewise, all exams are to be completed without unauthorized assistance. Any student caught cheating on an assignment or exam will receive disciplinary action, up to and including receiving a grade of "F" for the course. In addition, documentation of the infraction will be forwarded to the Office of the Dean of Students (ODOS), which may result in additional disciplinary sanctions, up to and including separation from the University (specifically suspension or expulsion). All of us are equally responsible for ensuring a fair and positive environment. If you become aware of any dishonest activities, please report the infractions to me (anonymously if you prefer) and we will investigate the concerns. If there is sufficient evidence of academic dishonesty, we will take disciplinary action. Finally, remember if you are complicit in assisting a peer to cheat, you are equally guilty. Please take to heart Purdue's Honor Pledge:



*"As a boilermaker pursuing academic excellence, I pledge to be honest and true in all that I do. Accountable together - we are Purdue."*

Academic Integrity Statement: [http://www.purdue.edu/purdue/about/integrity\\_statement.html](http://www.purdue.edu/purdue/about/integrity_statement.html)

Code of Student Conduct: [http://www.purdue.edu/studentregulations/student\\_conduct/regulations.html](http://www.purdue.edu/studentregulations/student_conduct/regulations.html)

Reports of cheating can be submitted through the ODOS website ([purdue.edu/odos/](https://www.purdue.edu/odos/)), by phone at 765-494-8778 or by email at [integrity@purdue.edu](mailto:integrity@purdue.edu).

### **Class Attendance (Not applicable to Distance Students)**

Students registered for F2F sections are strongly encouraged to attend class provided they are feeling well. If a student needs to miss class due to an illness, we encourage them check with their instructor and peers as a means to keep pace with the class while recovering.

### **Copyrighted Materials**

Please note that the ME 270 Lecture Book, assigned Homework Problem Statements, Quizzes, and Exams are copyrighted materials and should not be sold, bartered or posted without the expressed written consent of the authors. Similarly, notes taken in class are considered to be “derivative works” of the instructor’s presentations and materials and likewise should not be sold, bartered, or posted without consent. Students are permitted to use their notes for individual and/or group study or other non-commercial purposes reasonably rising up from enrollment in the course or the University generally.

### **Course Evaluations**

Both mid-semester and end-of-semester course and instructor evaluations will be administered this semester. You will receive an official email from evaluation administrators with a link to the online evaluation site. You will have about a week to complete these evaluations. Your participation in this evaluation is an integral part of this course. Your feedback is vital to improving education at Purdue University. We strongly urge you to participate in the evaluation system. Your instructor may provide some modest incentive (extra credit) for your participation, but may require documentation.

### **Grief Absence**

Occasionally, students experience a death in their family and are entitled to a time of bereavement according to University regulations. In such cases, students are strongly encouraged to contact the Office of the Dean of Students for assistance in documenting the incident and contacting all of their instructors. The official regulations regarding the University Grief Policy can be found at the following link: <https://www.purdue.edu/odos/sac/grief-absence-policy-for-students/>

### **Emergency Preparedness**

In the event of a major campus emergency (e.g., severe weather, active shooter, etc.), course requirements, deadlines and grading percentages are subject to changes that may be necessitated by a revised semester calendar or other circumstances. The School of Mechanical Engineering will provide details regarding access to information online and any additional procedures that may be needed as soon as they are available or can be obtained by contacting the instructors or TAs via mail or phone. You are expected to read your @purdue.edu email on a frequent basis.

### **Violent Behavior Policy**

Purdue University is committed to providing a safe and secure campus environment for members of the university community. Purdue strives to create an educational environment for students and a work environment for employees that promote educational and career goals. Violent Behavior impedes such goals. Therefore, Violent Behavior is prohibited in or on any University Facility or while participating in any university activity. For details of Purdue’s policy go to the following link: <http://www.purdue.edu/policies/facilities-safety/iva3.html>

### **Accessibility**

If you have a disability that requires special academic accommodation, please make an appointment to speak with your instructor within the first week of the semester in order to discuss any adjustments and bring your accommodation letter from the Disability Resource Center. It is important that we are informed about this at the beginning of the semester. It is the student's responsibility to notify the Disability Resource Center (<http://www.purdue.edu/drc>) of an impairment/condition that may require accommodations and/or classroom modifications. If a student does not notify their instructor well in advance about the need for accommodations, there may not be time to arrange some accommodations.

**Nondiscrimination Policy**

Purdue University is committed to maintaining a community which recognizes and values the inherent worth and dignity of every person; fosters tolerance, sensitivity, understanding, and mutual respect among its members; and encourages each individual to strive to reach his or her own potential. For details, see the link below: <http://www.purdue.edu/dfa/consumerinfo/nondiscrimination.php>

**Mental Health and Wellness Statement**

Purdue University is committed to advancing the mental health and well-being of its students. If you or someone you know is feeling overwhelmed, depressed, and/or in need of support, services are available. For assistance, please contact Counseling and Psychological Services (CAPS) at (765) 494-6995 and <http://www.purdue.edu/caps/> during and after hours, on weekends and holidays, or through its counselors physically located in the Purdue University Student Health Center (PUSH) during business hours.

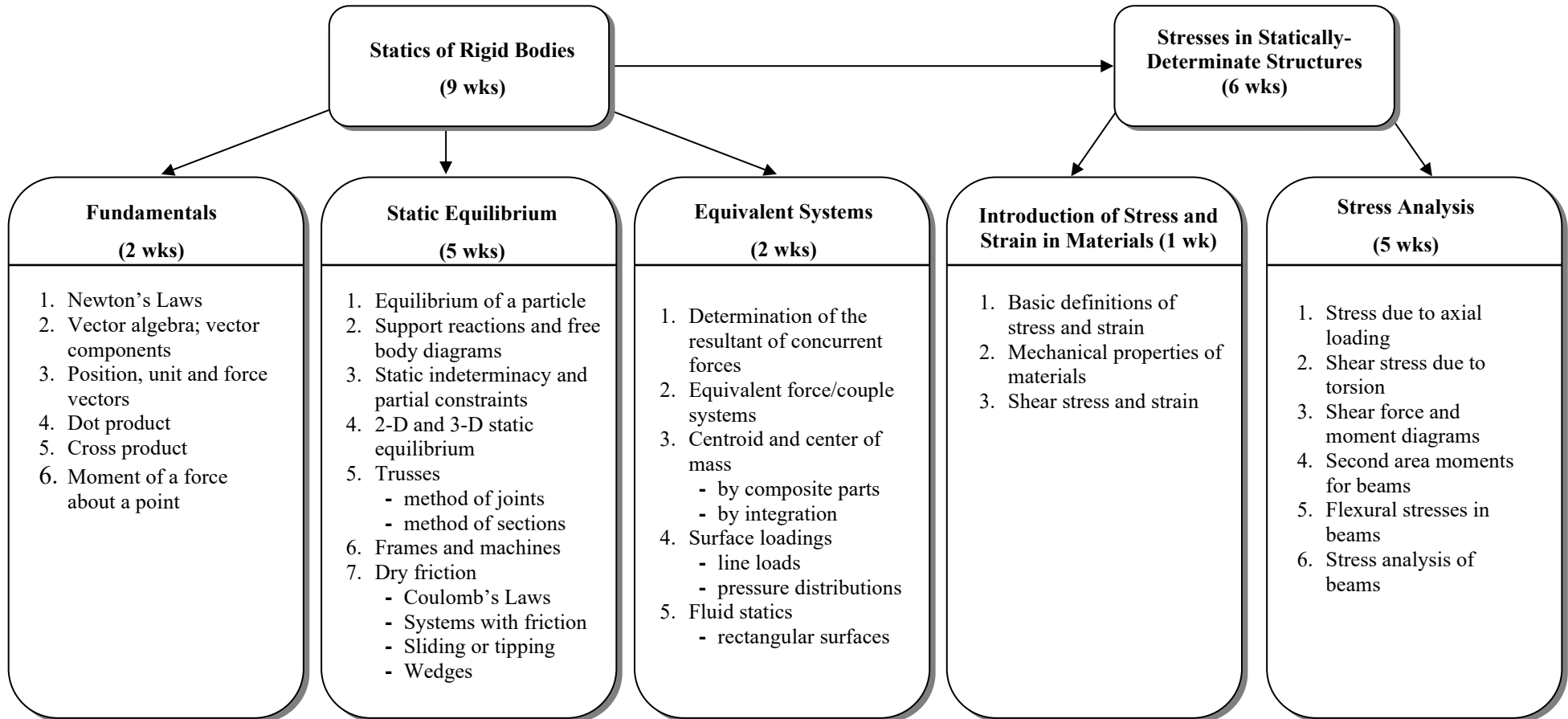
**Basic Needs Security**

Any student who faces challenges securing their food or housing and believes this may affect their performance in the course is urged to contact the Dean of Students for support. There is no appointment needed and Student Support Services is available to serve students 8am – 5pm, Monday through Friday.

**ME 27000**  
**BASIC MECHANICS I**

**Course Outcomes** [Related ME Program Outcomes in brackets]

1. Develop an understanding of *static equilibrium* and *stresses in statically determinate structures* and how to apply them to engineering systems. [A1, A2]
2. Learn a systematic approach to *problem solving*. [A2]
3. Foster effective mathematical and graphical *communication skills*. [B1]



# ME 270 – Basic Mechanics I

## Spring 2026

Period	Date	Topic	Reading	Homework
<b>STATICS</b>				
1	M	Jan. 12	Introduction, Unit Conversions	1.A-F
2	W	Jan. 14	Position, Unit, and Force Vectors	2.A-B
3	F	Jan. 16	Dot Product	2.C
B	M	Jan. 19	<b>Martin Luther King Jr. Day</b>	
4	W	Jan. 21	Particle Equilibrium (2-D)	3.A-E
5	F	Jan. 23	Particle Equilibrium (3-D)	3.A-E
6	M	Jan. 26	Moment About a Point	4.A-B
7	W	Jan. 28	Force Couples, Equivalent Systems	5.A-B
8	F	Jan. 30	Free Body Diagrams; Equilibrium of Rigid Bodies (2-D)	4.C-D
9	M	Feb. 2	Equilibrium of Rigid Bodies (2-D)	4.E-F
10	W	Feb. 4	Equilibrium of Rigid Bodies (3-D)	4.E-F
11	F	Feb. 6	Equilibrium of Rigid Bodies (3-D)	4.E-F
12	M	Feb. 9	Distributed Loading	5.D
13	W	Feb. 11	Centers of Mass of Centroids: By Composite Parts	5.C
14	F	Feb. 13	Centers of Mass of Centroids: By Integration	5.C
15	M	Feb. 16	Fluid Statics: Buoyancy	5.E-F
16	W	Feb. 18	Fluid Statics: Hydrostatic Loads	5.E-G
R	F	Feb. 20	<b>REVIEW FOR EXAM 1</b>	<b>Ch. 1-5</b>
17	M	Feb. 23	Friction: General	6.A-B
<b>E</b>	<b>M</b>	<b>Feb 23</b>	<b>EXAM 1 (8:00-9:30PM); (Covers Lectures 1-16)</b>	<b>Location</b>
<b>B</b>	<b>W</b>	<b>Feb. 25</b>	<b>NO LECTURE</b>	<b>TBD</b>
18	F	Feb. 27	Friction: Slipping and Tipping	6.C
19	M	Mar. 2	Friction Flat Belts	6.D
20	W	Feb. 4	Friction: Wedges	6.E-F
21	F	Mar. 6	Trusses: Method of Joints	7.A-C
22	M	Mar. 9	Trusses: Method of Sections	7.E
23	W	Mar. 11	Trusses: Zero-Force Members	7.D
24	F	Mar. 13	Frames and Machines: Simple Systems	8.A-D



Period	Date	Topic	Reading	Homework
B	M	Mar. 16	<b>SPRING BREAK</b>	
B	W	Mar. 18	<b>SPRING BREAK</b>	
B	F	Mar. 20	<b>SPRING BREAK</b>	
25	M	Mar. 23	Frames and Machines: Simple Systems	8.A-D <b>H25.A</b> , H25.B
26	W	Mar. 25	Internal Force/Couple Analysis	9.A <b>H26.A</b> , H26.B
R	F	Mar. 27	<b>REVIEW FOR EXAM 2</b>	<b>Ch. 6-9</b> <b>None Assigned</b>
27	M	Mar. 30	Shear Force and Bending Moment Diagrams (Pt. Loads)	9.B <b>H27.A</b> , H27.B
E	M	Mar. 30	<b>EXAM 2 (8:00 – 9:30 PM); (Covers Lectures 17-25)</b>	<b>Location</b> <b>TBD</b>
B	W	Apr. 1	<b>NO LECTURE</b>	
28	F	Apr. 3	Shear Force and Bending Moment Diagrams (Dist. Loads)	9.B <b>H28.A</b> , H28.B
29	M	Apr. 6	Shear Force and Bending Moment Diagrams (Graph. Meth.)	9.B-D <b>H29.A</b> , H29.B
30	W	Apr. 8	Stress-Strain Curves; Axial Stress and Strain	10.A-D <b>H30.A</b> , H30.B
31	F	Apr. 10	Axial Stress and Strain; Factor of Safety	10.D-E <b>H31.A</b> , H31.B
32	M	Apr. 13	Shear Stress and Strain	11.A-D <b>H32.A</b> , H32.B
33	W	Apr. 15	Shear Stress Due to Torsion in Circular and Tubular Shafts	11.E <b>H33.A</b> , H33.B
34	F	Apr. 17	Shear Stress Due to Torsion in Circular and Tubular Shafts	11.E <b>H34.A</b> , H34.B
35	M	Apr. 20	Bending Stresses in Beams	12.A <b>H35.A</b> , H35.B
36	W	Apr. 22	Bending Stresses in Beams	12.A <b>H36.A</b> , H36.B
37	F	Apr. 24	Second Moments of Area: By Composite Parts	12.B <b>H37.A</b> , H37.B
38	M	Apr. 27	Second Moments of Area: By Integration	12.B <b>No HW Assigned</b>
R	W	Apr. 29	<b>Review for Final Exam</b>	Ch. 1-12 <b>Practice Exams</b>
R	F	May 1	<b>Review for Final Exam</b>	Ch. 1-12 <b>Practice Exams</b>
E			<b>FINAL EXAM (May 4-May 9; details TBD); (Covers Lectures 1-38)</b>	

Coding: Integer = Lecture number; B = Break; E = Exam; R = Review lecture. HWs in **BOLD** are to be submitted for credit. The UNBOLDED HWs are for added review at your discretion. Homework numbers correspond to lecture numbers. Review lectures do not increase counter. Homework is due the class period after it is assigned.

**TEXT** - ME 270 textbook ("*Statics: A Lecturebook, 2019 Edition*") by Krousgrill, Rhoads and Gibert) is available through the University Bookstore.

**ME 270 BLOG** - For instructions on using the blog see page 11 for blog instructions. Once you have access to the blog, you can adjust your email settings to receive all, some or none of the posting, as according to your preference.

**Your Name (Last, First, Middle)    Problem Number**

**Date**

**Given:** concise statement (in your own words) of the information given.

**Find:** concise statement (in your own words) of the information sought.

**Solution:**

- Draw a schematic (where appropriate, a free body diagram) of the system and label appropriate coordinate axes. Use a straight edge whenever possible.
- State mathematical formulation of basic laws or definitions to be used.
- State your initial assumptions.
- Beginning with the basic equations, carry through the analysis, simplifying as far as possible before substituting in numbers.
- Substitute in numerical values (using a consistent set of units) to obtain numerical answers.
- Check your answers to be sure that they are reasonable.
- Label your answers and include appropriate units with the answers.
- Use "over bar" notation for all vectors appearing in your solution; e.g.,  $\vec{F}$ .

**NOTE:**

[1] Work problems directly on the sheet to be turned in. Give all the details of calculations.

[2] Neat work will help in avoiding careless errors (Mars Climate Orbiter).

[3] Use Engineering Grid Paper for all homework problems.

[4] One problem per page working on just the light side of the paper.

[5] Make sure your name, problem number, date, etc. appears on all pages.

?

Your Full Name?

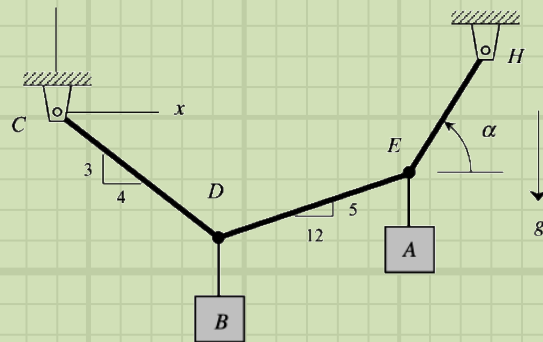
Problem H3.B?

Date?

Given: Blocks A and B each have a weight of  $W$  and are supported with the cable system shown.

Find: If the system is in static equilibrium,

- determine the tensions in cables CD and DE, and
- determine the angle  $\alpha$ .



?

Solution:

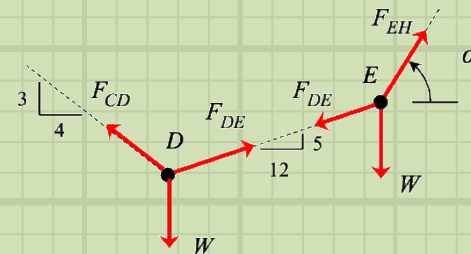
Free Body Diagrams (FBDs):

?

?

?

?



From the FBD of D:

$$\sum F_x = -\frac{4}{5}F_{CD} + \frac{12}{13}F_{DE} = 0 \Rightarrow F_{CD} = \frac{15}{13}F_{DE}$$

$$\sum F_y = \frac{3}{5}F_{CD} + \frac{5}{13}F_{DE} - W = 0 \Rightarrow \left[ \frac{3}{5} \left( \frac{15}{13} \right) + \frac{5}{13} \right] F_{DE} = W \Rightarrow F_{DE} = \frac{13}{14}W \quad F_{DE}?$$

$$\Rightarrow F_{CD} = \frac{15}{13}F_{DE} = \frac{15}{13} \left( \frac{13}{14}W \right) = \frac{15}{14}W \quad F_{CD}?$$

From the FBD of E:

$$\sum F_x = -\frac{12}{13}F_{DE} + F_{EH}\cos\alpha = 0 \Rightarrow F_{EH}\cos\alpha = \frac{12}{13} \left( \frac{13}{14}W \right) = \frac{6}{7}W$$

$$\sum F_y = -\frac{5}{13}F_{DE} + F_{EH}\sin\alpha - W = 0 \Rightarrow F_{EH}\sin\alpha = W + \frac{5}{13} \left( \frac{13}{14}W \right) = \frac{19}{14}W \quad ?$$

Dividing the above two equations gives:

$$\frac{F_{EH}\sin\alpha}{F_{EH}\cos\alpha} = \frac{6W/7}{19W/14} \Rightarrow \tan\alpha = \frac{12}{19} \Rightarrow \alpha = \tan^{-1} \left( \frac{12}{19} \right) = 32.3^\circ \quad \alpha?$$

?

—

## ***ME 270 – Course Blog***

The blog discussion threads for this course are intended to provide a forum for the exchange of ideas among the students in the class, and between the students and the TAs/instructors. From this blog, you can get/provide assistance from/to other people in the class. We have found that you can often learn as much from helping others as from getting help for yourself.

***LOGGING IN:*** You can access all of the information on the blog except adding blog posts without logging in. In order to log in, do the following:

1. Use your Purdue Career Account login. *Do NOT use the BoilerKey (two-factor) authentication.*
2. On the first login, you will need to receive approval prior to being able to post comments. We will get this approval done quickly as possible. It is recommended that you log on to the blog during the first week of class in order to get this approval process done in time for you to use the blog throughout the semester.

***ANONYMITY IN POSTING:*** When you first log onto the course blog and are approved by your instructor, your default *User Name* is set to that of your Purdue Career Account. This *User Name* will appear with each comment that you post on the blog. If you would like to post anonymously, you are able to choose a new “*Nickname*” that will be displayed instead of your *User Name* on the comments. To do so:

1. Go to your “**Edit my profile**” in the upper right of the Admin Bar under “**Howdy**”.
2. Add a nickname in the “**Nickname**” (*required*) box.
3. In the “**Display name publicly as**”, choose the desired nickname from the drop-down list.
4. Click “**Update Profile**” at the bottom of the page.

You may add additional *Nicknames*, and switch among these for different displays throughout the semester. If being anonymous to your colleagues is important to you for your postings, choose nicknames that will help you maintain your anonymity.