



Business Intelligence Competency Center  
 INFORMATION TECHNOLOGY

# Business Intelligence Advisory Committee

April 9, 2019



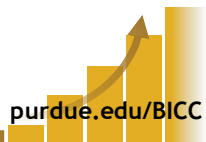
# Agenda

- **Introduction** – Andrea Pluckebaum
- **Where is BI going?** – Aaron Walz
- **Cognos Usage 2.0** – Zach Yater
- **Report from CDO** – Diane Beaudoin
  - Role of OIRAE
  - Role of CDO
  - Priorities and projects from Jay
  - New name, new processes
- **Reporting Experience Survey Results** – Aaron & Andrea
  - Prioritize Survey Results - All

# WHERE IS BI GOING?

**Common View – Deep Understanding – Better Decisions**

**PURDUE**  
UNIVERSITY®




# COGNOS – TEXT BOX PROMPT BLANK ROW WORKAROUND

# COGNOS USAGE 2.0

**Common View – Deep Understanding – Better Decisions**


**PURDUE**  
UNIVERSITY®



# REPORT FROM CDO

**Common View – Deep Understanding – Better Decisions**

**PURDUE**  
UNIVERSITY®



# GAMESHOW STYLE

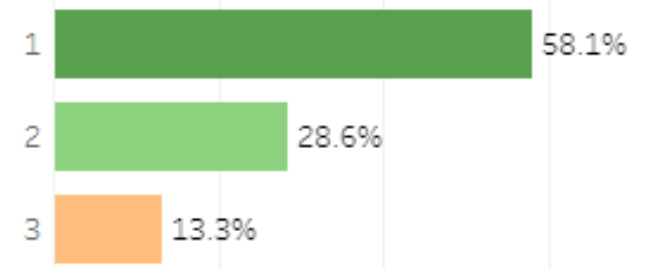
# REPORTING EXPERIENCE SURVEY RESULTS



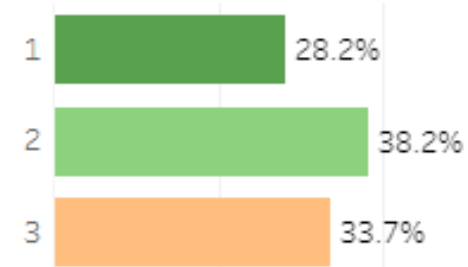
# Trivia Questions – Practice Rounds

How did most people rank Ease of Use, Flexibility, and Performance?

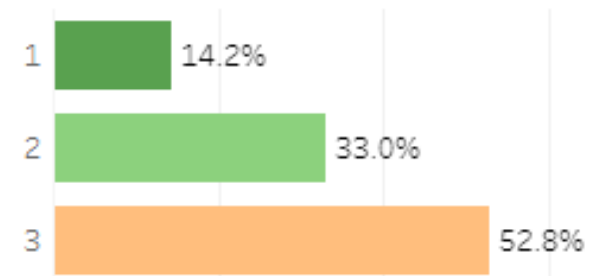
Ease of Use Rank



Flexibility Rank



Performance Rank

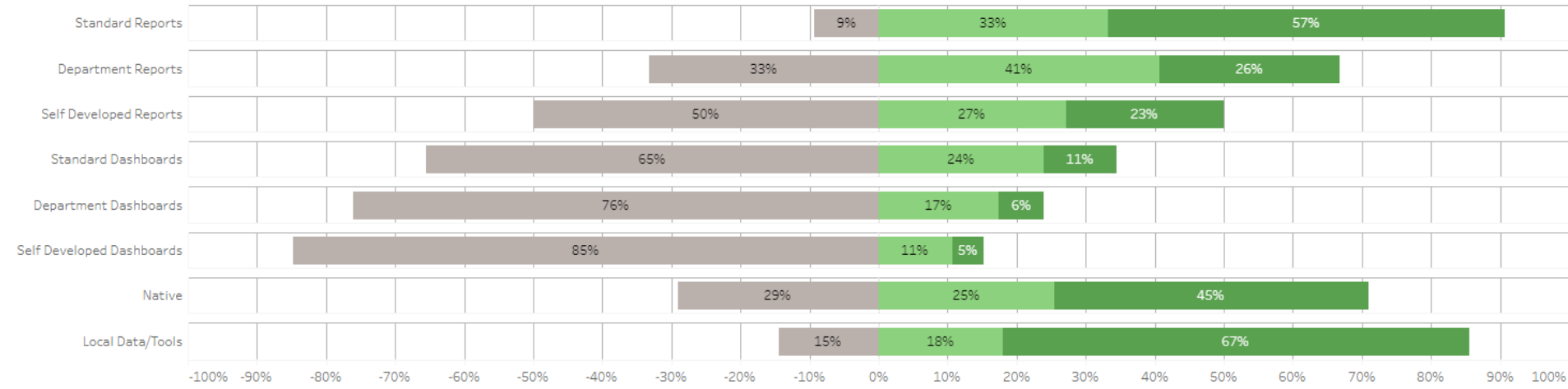




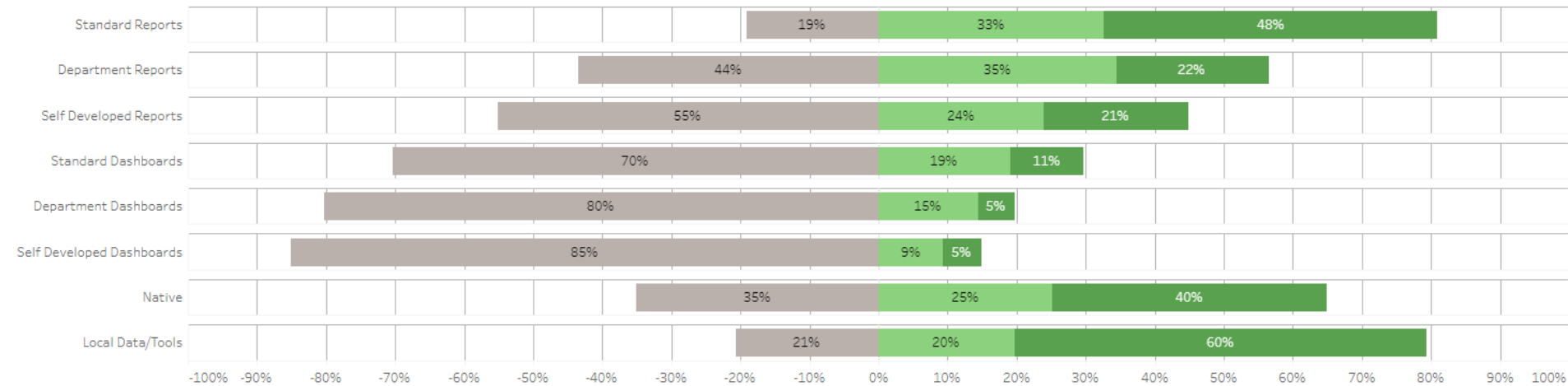
# Trivia Questions – Practice Rounds

## How do routine/day-to-day needs differ from ad hoc/one-off needs?

Which do you use for **routine/day-to-day** data needs?




Which do you use for **ad hoc/one-off** data needs?



# Trivia Questions – Practice Rounds

What is most often performed after receiving data? Formatting, Further Analysis, Load System/DB, Nothing

Which of the following do you perform after receiving data?

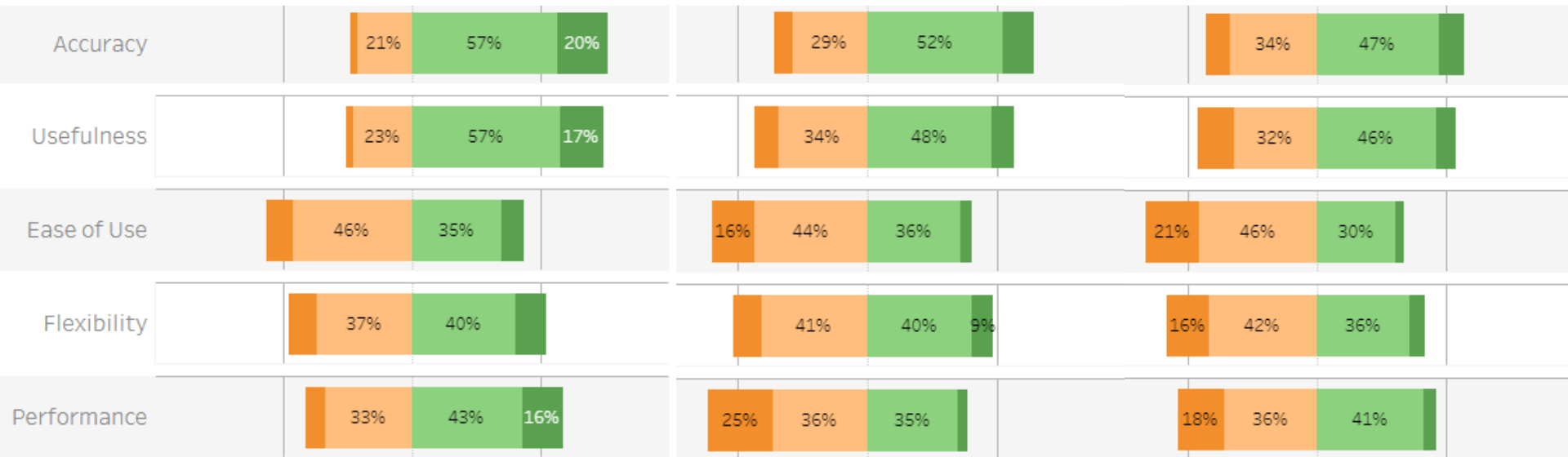


# Student

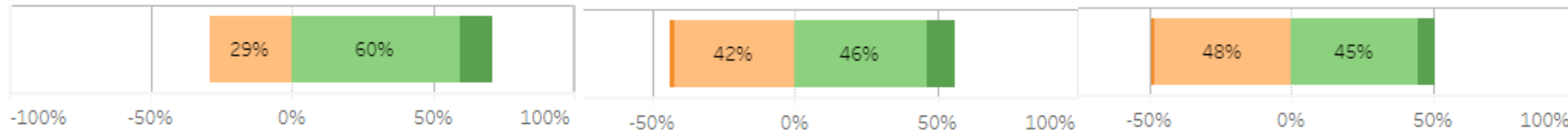
# Finance

# HR

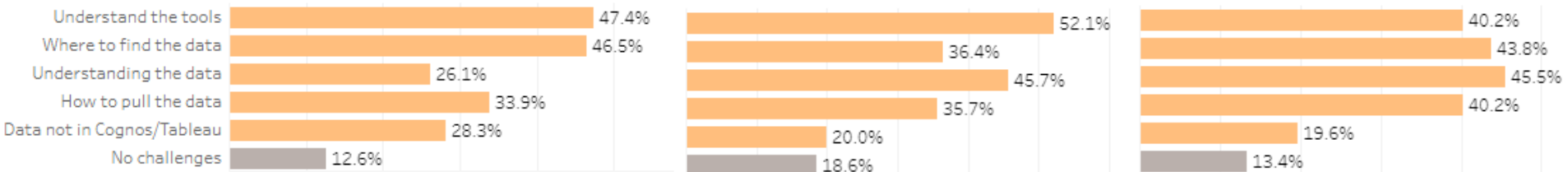
Rate your experience in the following categories:



Can you get the data you need?



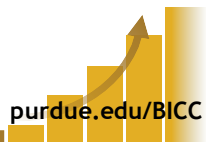
What challenges do you face with this data type?



# FINAL ROUND

**Common View – Deep Understanding – Better Decisions**

**PURDUE**  
UNIVERSITY®



# SURVEY SAYS

Name something you might put on top of a salad.

46

1

CROUTONS 24

CHEESE 22

4

5



# Trivia Questions

1. Which was the most popular data type?
2. Of the 309 people who completed the survey, how many of them selected that they use student data + at least one other data area?
3. In all of the free text responses, what was the most common first character?
4. Last character?

# Trivia Questions

1. Which was the most popular data type?



**STUDENT**

# Trivia Questions

2. Of the 309 people who completed the survey, how many of them selected that they use student data + at least one other data area?



91



# Trivia Questions

3. In all of the free text responses, what was the most common first character?



I

# Trivia Questions

## 4. Last character?



# PRIORITIZE SURVEY RESULTS

Questions?

