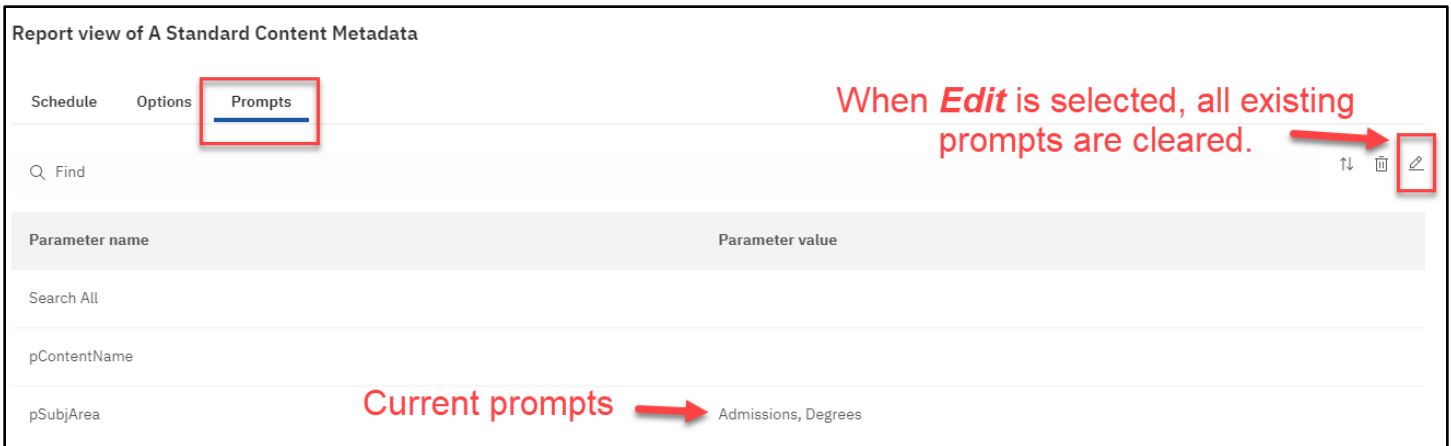
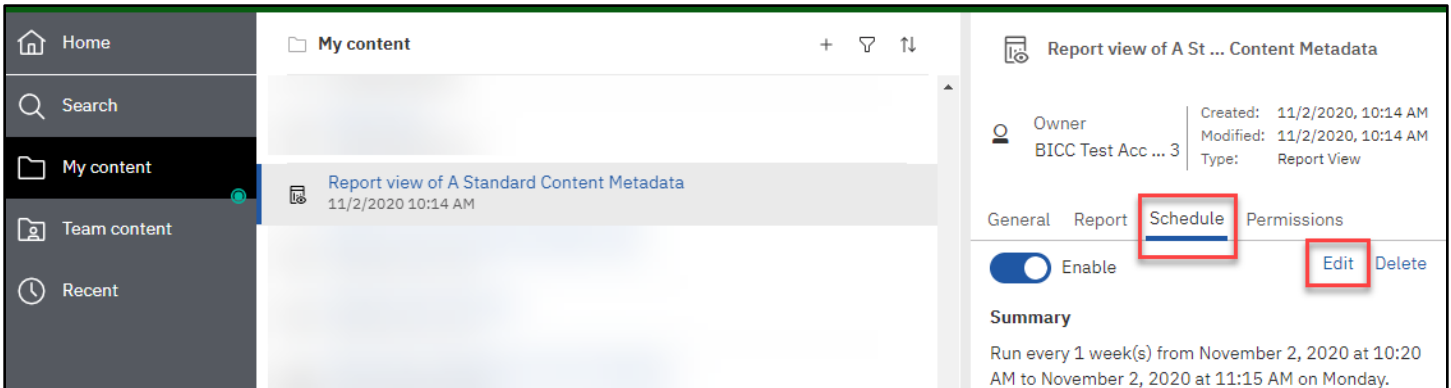
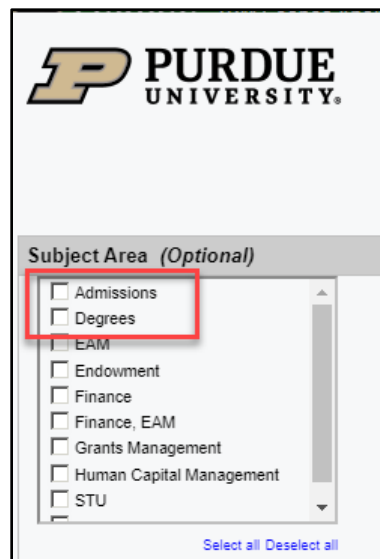


When in the Cognos Analytics interface and trying to edit **existing** prompt values on a scheduled report (including all **scheduled reports and scheduled report views**), users may find that when the **Edit** option is selected, the previously saved prompts are dissolved and cannot be revised.



When trying to edit an existing prompt value on a scheduled, all saved prompts dissolve once **Edit** is selected.

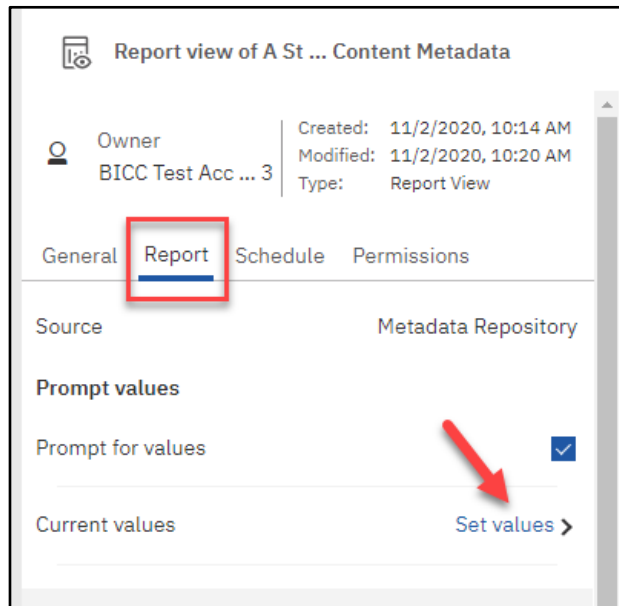
Users have to re-set **ALL** existing prompts each time a change is needed.



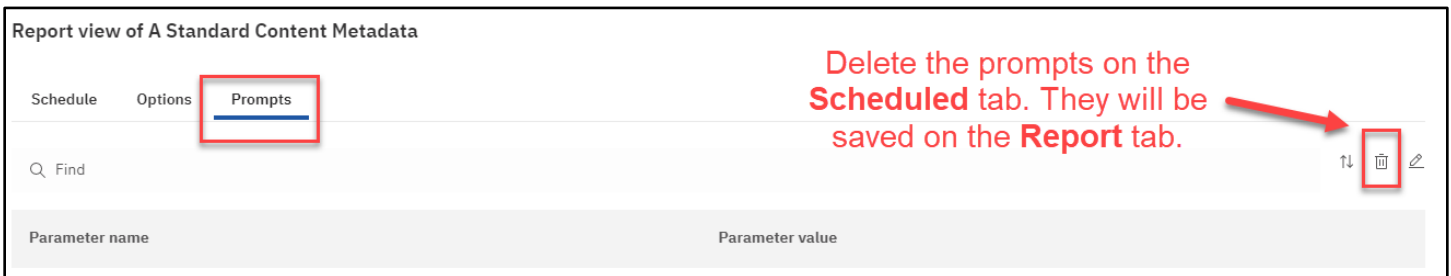
## Workaround - Use the Report tab to edit/save prompts.

This issue does **not** exist when saving or editing the prompts on the **Report** tab of a scheduled report or scheduled report view. The steps below describe an options for working through this issue.

1. Navigate to the **scheduled report** where you want to edit existing prompt values.
2. Click on the **ellipsis** to the right of the report title and select **Properties**.
3. Select **Report** on the menu and then select **Set Values**.



4. Select **Set** and add all previously saved prompts to this location.
5. Setting the prompts on the report tab, saves the prompts and allows future edits.
6. Once the prompts are saved on the **Report** tab, prompts that were originally saved on the **Schedule** will need removed.



7. Save the schedule without any selected prompts on the **Schedule** tab.