

THE OFFICE OF THE VICE PROVOST FOR
GRADUATE STUDENTS AND
POSTDOCTORAL SCHOLARS

NEW GRADUATE STUDENT WELCOME PACKET



PURDUE
UNIVERSITY®

WELCOME PACKET

Table of Contents

New Graduate Student Checklist 3

Accepting Your Offer of Admission 4

Account Set Ups 5-6

Purdue Mobile ID 7

State Immunization Requirements 8

Register for Courses..... 9

Parking..... 10-11

Housing..... 12

Transportation 13-14

Graduate Payroll Onboarding..... 15

Office Contacts.....16-23

Where Do I Go For?..... 24-25

Off-Campus Health Care.....26-27

Campus Safety..... 28-29

Car and Voter Registration.....30

Libraries, Shopping, Grocery & Bookstores 31-36

More Community Information.....37

Purdue Campus Maps and Legends..... 38-40

****Purdue University does not recommend or otherwise endorse any specific off-campus establishment.***

NEW GRADUATE STUDENT CHECKLIST

BEFORE ARRIVAL

1. Activate Your [Purdue Career Account](#)

You will need your PUID number, which is provided in the email for your career account setup. You should protect your PUID number in the same manner you would protect any other private information about yourself. Purdue Indianapolis students should also activate their [IU Account](#) for resources shared with IU, such as printing and building access. See [pages 5 & 6](#) for more information.

2. Download and Set Up the Microsoft Multifactor Authenticator (MFA) App

To accept your offer of admission in myPurdue, you must download and setup second factor of authentication (2FA) with the Microsoft Multifactor Authenticator (MFA) app. This is the two-factor authentication (2FA) that Purdue uses to provide access to email and other secure resources.

3. Accept Your Offer of Admission

Even if you have notified your program, you must officially [accept your offer](#) of admission. See [page 4](#) for more information.

4. Upload a Photo and Download Your Purdue Mobile ID

Purdue Indianapolis students must also obtain the Indianapolis-affiliated [CrimsonCard](#) for access to IU-shared resources. See [page 7](#) for more information.

5. Research Funding Opportunities (If Applicable)

Explore financial aid, fellowships, assistantships, and/or scholarships. Visit the [Fellowship Office](#), [Division of Financial Aid](#), and [Human Resources](#) websites. **Note: Online and professional program students are not eligible for assistantships or tuition remission.**

6. International Students: Complete your Notification of Intent (NOI) Form

Follow the link in your admission letter from the Office for Graduate Students and Postdoctoral Scholars ([OGSPS](#)). You'll also receive an email from the International Students and Scholars ([ISS](#)) office about a week after your admission.

7. Residential (On-Campus) and Hybrid Students: Fulfill Indiana Immunization Requirements

Submit official documentation of your immunizations to the [Purdue University Student Health \(PUSH\)](#) Center. International students may be required to receive vaccinations before arrival. See [page 8](#) for more information.

ACADEMIC PREPARATION

8. Register for Classes

Each program handles registration differently. Contact your [graduate program coordinator](#) for guidance. Use the [Dynamic Schedule](#) to search for courses.

- Be aware of the [open registration dates](#).
- Check for [registration holds](#) and resolve them promptly.
- Contact the correct [office](#) to learn how to clear holds.

See [page 9](#) for more information.

9. Pay Tuition and Fees

Pay your bill by the due date. To pay online or to print your invoice, go to the [myPurdue](#) portal and click on the Student Account Card, then select "View my Tuition Balance Payment Options". **Note: Payments from external sources may take up to two business days to process.**

10. Complete Bursar and Registrar Requirements in myPurdue

- Confirm your [Registration](#) (each semester)
- Set Up [Direct Deposit](#) (separate from payroll direct deposit)
- Affirm your [Financial Responsibility](#) (each semester)
- Update your [Emergency Contacts](#) (annually)
- Update your [Personal Information](#) (anytime)

RESIDENTIAL (ON-CAMPUS) AND HYBRID STUDENT ESSENTIALS

11. Plan Your Arrival

Ask [your program](#) when you're expected to arrive. Click [this link](#) if you need help getting to Purdue.

12. Find Housing

Secure accommodations and ensure utilities are activated before your move-in date.

13. Obtain a Parking Permit (If Needed)

- West Lafayette: [Purdue University parking permit](#)
- Indianapolis: [Indianapolis parking permit](#)

Note: You must be registered and live a certain distance from campus to be eligible for a parking permit.

14. Explore Campus

Familiarize yourself with campus resources, buildings, and services.

- [West Lafayette map](#)
- [Indianapolis map](#)

GRADUATE ASSISTANTS AND FELLOWSHIP* RECIPIENTS

15. Complete Graduate Payroll Onboarding**

If you received a [Graduate Staff](#) or [Fellowship* Appointment](#), visit the [Graduate Payroll Onboarding](#) website to ensure you're set up to receive your funding. International students must also complete the [Glacier Tax Summary Report](#) with employment with employment onboarding.

16. Complete Open Enrollment for HR health Insurance Benefits

If eligible, you must [sign up](#) during open enrollment to avoid a fee. If you miss the deadline, you must sign up for University-Sponsored Insurance (see #18 below).

* Not including True Fellowships (those NOT administered as assistantships).

** See [page 15](#) for more information.

HEALTH AND WELLNESS

17. Sign Up for Health Insurance

Residential (In-Person)/Hybrid students **not** enrolled in HR graduate staff benefits must enroll in [University-Sponsored Insurance](#) within the first few weeks of arrival. Visit the [Student Health Insurance Plan Waiver Criteria](#) page for waiver details. Graduate staff must enroll in contributed HR health insurance during open enrollment (see #15 above).

ORIENTATION AND FINAL STEPS

18. Attend Graduate Gold Rush

Held each fall semester on the Friday before classes begin. Watch your Purdue email for details. Online students and those starting in spring/summer can access the [Online Resource Fair](#).

19. Satisfy Any Conditions of Admission or Continued Enrollment

Conditions are listed on the **second page** of your admission decision letter, available in the [Graduate Application Portal](#). This may include providing your official transcripts. **Note: Official transcripts uploaded by the student to the application are not considered official for admission purposes.**

21. Complete the [Respect Boundaries & ISS Training \(International Students Only\) WebCerts on Brightspace](#)

Log in to [Brightspace](#), click on "WebCert" under "My Courses" and complete the assigned course by the deadline.

ACCEPTING YOUR OFFER OF ADMISSION

How to Accept Your Offer of Admission (Except Combined and Concurrent Students, see below)

1. Activate your [Purdue Career Account](#).
2. Download and set up the [Microsoft Multifactor Authenticator](#) (MFA).
3. Log in to [myPurdue](#). Click the "New Grad Student List Link" on the New Grad Student task list card. This card should be locked to your home page.
4. Read and "Agree to Terms" then click on the "Continue" button at the bottom of the page.
5. Click on "Accept Your Offer of Admission."
6. Select the appropriate program on the "Respond to Your Offer of Admission" page. The page will update confirming your admission choice.
7. Return to the New Grad Student Task List Card to complete the remainder of the information.



Accept Your Offer of Admission (Combined and Concurrent Degree Students)

1. Log in to the [Online Application System](#) portal.
2. In the [Status Portal](#), click on the appropriate application.
3. Click the "Accept/Decline Offer" button in your [Application Status Portal](#).
4. To accept your offer of admission, use the appropriate link to submit your enrollment response.

NEED MORE TIME?

If you're concerned about arriving on time, you may defer your admission for up to one year. Contact your [graduate program](#) to discuss options and funding implications. Learn more about [Admission Deferral Requests](#).

Declining Your Offer of Admission

1. Log in to the [Online Application System](#) portal.
2. On the [Status Portal](#), click on the appropriate application.
3. Click the "Accept/Decline Offer" button on your [Application Status Portal](#).
4. To decline your offer of admission, use the appropriate link to submit your response.

ACCOUNT SET UPS

To Activate Your Career Account

1. You will need your Purdue University Identification (PUID) Number, which was provided in your online admission decision letter. You can obtain your admission decision letter from the [Graduate Application Portal](#).
2. You will also need a [Purdue Career Account](#) set-up password. The set-up password was sent to you by email from the Office of Graduate Admissions after you viewed your admission letter. If you did not receive it, please be sure to view your admission letter or check the spam folder in your email.
3. Go to [Account Set-Up](#) and use your PUID and [Purdue Career Account](#) set-up password to activate and reset your account password. The career account alias and password are the first factor in the Purdue 2-factor authentication process.
5. If you have questions about setting up your [Purdue Career Account](#), email gradinfo@purdue.edu.

Microsoft Multi-Factor Authenticator (MFA)

The [Microsoft Multi-Factor Authenticator](#) is the second factor of Purdue's two-factor authentication process (2FA). Download the [Microsoft Multifactor Authenticator](#) (MFA) app to your smartphone and set it up for access to, Purdue email, [myPurdue](#), and other secure resources.

If you do not have a smartphone, contact Purdue Technology at it@purdue.edu or call (765) 494-4000 for alternative options.

Purdue Email

All individuals who maintain an affiliation with Purdue University are provided with an @purdue.edu email account, and new students should check their Purdue email account regularly for important updates.

Activate your Purdue email account following these instructions:

1. Go to [Microsoft Outlook](#) and log in using your @purdue.edu email address and password.
2. Use the [Microsoft Multifactor Authenticator](#) (MFA) to complete the second factor of the Microsoft Multifactor Authentication (MFA).

If you have questions related to service settings, you can view the instructions provided by [Purdue Information Technology](#). You may also contact the Purdue IT Service Desk by calling (765) 494-4000 or using the [Purdue IT Service Portal](#).

myPurdue

[myPurdue](#) is the portal system to access your academic registration and financial account information. You will need to use the two-factor authorization (2FA) login, first with your career account and password, and second with the [Microsoft Multifactor Authenticator](#) (MFA), to log in to the [myPurdue](#) portal. Some of the benefits of [myPurdue](#) include:

- Online course registration in real time.
- Online credit card payment for tuition.
- Access to your financial aid information.
- Access to review and update your personal information, such as emergency contacts, mailing address, email, ethnicity/race, and gender identity.

Indiana University (IU) Computing Account Set Up (Indianapolis Students Only)

Your **IU account** functions as your University ID within the IU system. It differs from your 10-digit PUID number. It provides access to Purdue's shared services, which are supplied by IU, including printing, and access to campus buildings.

To Activate Your **IU Computing Account**:

1. Create your **IU Account** (sometimes called the **Starter Kit**). You will need to know your 10-digit Indiana University (IU) ID Number. To find your IU ID number, log into the **myPurdue** portal. Your IU ID and IU email are visible on the Purdue Indianapolis Info Card. If the card is not visible, click "Discover More" or "Discover" from the menu and search for Purdue Indianapolis.
2. Access your **IU Account** and in the fields provided, enter your last name, date of birth, and PUID number, and then choose "Next." If you have multiple unhyphenated last names, enter all your last names with no spaces between them.
3. Read the "Acceptable Use Agreement" containing the rules and policies of IT account use at IU. After you have read the Agreement, click "Yes" to agree to these policies, and then choose "Next." This user agreement needs to be updated every two years.
4. Select a username from the available options, then choose "Next."
5. Enter a passphrase you want to use in both fields, then choose "Next."
6. Select at least three different passphrase questions from the drop-down list and type the correct answers into the fields provided. To continue, choose "Next."
7. Select a device to enroll in **Two-Step Factor Login (Duo)**, then choose "Next."
8. Use the Duo Control Panel to enroll your device, then choose "Next".
9. Verify your account after 20 minutes. Go to **Your Accounts**, and the account should be listed as "Created: Active Directory Service" with the email account you created. If these are not listed after 24 hours, contact the **IU Support Center**.



PURDUE MOBILE ID AND CRIMSON CARD

Purdue Mobile ID

1. Download the [Transact eAccounts App](#).
2. Follow the set-up steps by selecting Purdue University as your institution.
3. Log into transact eAccounts (use your Purdue career account and 2-factor authentication)
4. **Submit** your photo. The photo should resemble your government-issued photo ID.
 - Take a photo of your valid government-issued photo ID, such as a driver's license or passport. You may redact any sensitive information, but your name, date of birth, photo, and expiration date should be visible. Upload your redacted document.
5. Once submitted, check your email. You will receive an email notification within 2 – 3 business days indicating whether the photo has been approved or that a new submission is required.



Crimson Card (Indianapolis Students Only)

1. Locate your 10-digit Indiana University ID number in your [myPurdue](#) portal. To find your ID number, navigate to your Purdue Indianapolis Info Card.
2. **Create your IU computing account.** *Note: Since the information must be generated through the IU system, it may take up to 24 hours before you can log in to some services after creating your computing account.*
3. Prepare your [CrimsonCard](#) photo and ID verification documentation. Take or find a headshot picture that meets the [CrimsonCard photo requirements](#). The photo should resemble your driver's license, state ID photo, or passport.
4. Take a photo of your valid government-issued photo ID, such as a driver's license or passport. You may redact any sensitive information, but your name, date of birth, photo, and expiration date should be visible. Your saved file should be in JPG format and not exceed 1.5 MB.
5. Submit a [new card request](#) through your [IU CrimsonCard](#) account once your [IU computing account](#) is created and ready to use. Use your IU username and passphrase to log in and fill in the required fields.
6. Upload your photo for your [CrimsonCard](#). Find and select the headshot photo you want printed on your [CrimsonCard](#).
7. Upload your photo of your ID verification documents.
8. Check your email for information notifying you that your photo and documentation were either approved or denied.
 - If approved, pick up your card at the Campus Center (CE) 205.
 - If denied, resubmit a photo or have your picture taken in the [CrimsonCard](#) office. Your card will be printed and given to you at that time. Remember to bring your photo ID.
 - Contact [CrimsonCard](#) support if you experience difficulties.

STATE IMMUNIZATION REQUIREMENTS

Indiana state law requires all new, regularly enrolled students attending residential campuses of Indiana public universities to be immunized against rubeola (10-day measles), rubella (German measles), mumps, meningitis, diphtheria, and tetanus. This law requires the university to block the enrollment of any student who does not comply with immunization requirements. If your record is held for immunization noncompliance, registration for future courses cannot be completed until all requirements have been met.

Immunization proof must be legible, in English, and include the student's name. Students may upload their official immunization record OR a completed [Immunization Information Form](#), signed by an MD, DO, NP, or RN, to the [Patient Portal](#). The official immunization record does not need to be signed by a provider. If you need assistance, watch [this video](#) to view step-by-step instructions for uploading documents or contact the Purdue University Student Health ([PUSH](#)) Center.

International Students only - Tuberculosis Clearance

International students must have a QFT (Quantiferon blood test) or T-Spot (not PPD) with a negative result. This test must be completed in the United States and no more than three months before classes start. The test must be completed on the same date or at least 28 days after any live vaccine. Those with an abnormal TB test result will have additional steps to complete. Students who are not in compliance will not be able to register for future courses until the requirement has been met. State-required immunizations are available at The Purdue University Student Health ([PUSH](#)) center and through other healthcare providers.

Exemptions

A written statement requesting religious exemptions from immunizations is required, indicating the reason you cannot obtain immunizations, and must be hand-signed and dated. Once reviewed, you will find a response in the letters section of the [patient portal](#). A medical exemption will be granted upon receipt of a written statement from a healthcare provider indicating the nature and duration of the medical condition which contraindicates an immunization, along with the specific vaccine identified as detrimental to the student's health, certifying pregnancy or suspected pregnancy, or verifying that the student is currently completing the course of all required immunizations.

In the event of an outbreak of any of the vaccine-preventable diseases covered by this law on or near campus, students holding exemptions will be excluded from all campus activities, for their protection, until the outbreak is declared to be over.

Vaccine	Requirement
Rubeola (Measles, MMR)	Two doses of live vaccine administered after first birthday, and at least 28 days apart.
Rubella (MMR)	Two doses of live vaccine administered after first birthday, and at least 28 days apart.
Mumps (MMR)	Two doses of live vaccine administered after first birthday, and at least 28 days apart.
Tetanus Diphtheria (Td or Tdap)	No more than 10 years before starting classes.
Meningitis (Men Quad/Conjugate, MCV4)	One dose on or after 16th birthday, if 23 or younger.
Meningitis (Men Quad/Conjugate, MCV4)	Two doses of the same brand (Bexsero or Trumenba), if 23 or older.

State-required immunizations are available at The Purdue University Student Health ([PUSH](#)) Center (West Lafayette), [IU Campus Health](#) (Indianapolis), and through other healthcare providers. See pages 25 – 26 for a list of local health care providers. Visit the [PUSH](#) website for the most up-to-date information on immunization requirements.

REGISTER FOR COURSES

After consulting with your major professor and graduate program coordinator, if you are to register yourself for your courses, follow these instructions:

1. Log in to the [myPurdue](#) portal with your [Career Account](#) username and password as the first factor of authentication, then with the [Microsoft Multifactor Authenticator](#) (MFA) as the second factor.
2. Click the "Registration PIN" on the Register for Classes card. Select the term for which you want a Registration PIN. Make a note of your PIN. This can also be obtained by contacting your [graduate program coordinator](#).
3. Click on "Scheduling Assistant" on the Register for Classes card.
4. Select the term you wish to register for. **Note: Some semesters reference PWL and some reference PIN. Select the semester referencing your location: PWL - West Lafayette or PIN - Indianapolis.**
5. Enter your Registration PIN from Step 2.
6. Enter the courses you wish to register for in the "Course Request" grid. If you do not know the course abbreviation, click on "Look up Classes" on the tab on the left.
7. Enter the academic session (semester) and the subject code under the dropdown to find the courses you wish to take.
8. Enter the courses and click "Build Schedule" in the bottom right corner.
9. To look up another class, you can go back to the "Course Request" grid by clicking on the "Add/Drop Courses" in the bottom left corner.
10. Once you have all the classes you need to register for on your schedule, press the "Submit Schedule" button in the lower right corner of the screen. The schedule then undergoes a validation process.
11. Once validated, a green check icon will appear in the last column on the right. A green check means you are enrolled in the course.
12. If a course does not get validated, it will be listed with a red "X" on the right. You must go back and change that course according to the message in red at the bottom of the screen. Make sure that the courses you want are locked.



PARKING ON CAMPUS

West Lafayette

To park vehicles in parking lots or garages without getting a ticket, students must purchase a parking permit or park in a metered spot using the [ParkMobile app](#). Students will need to upload proof of a local address (e.g., a bill or rental agreement on which your name and local address are printed) into the online parking portal. For more information, visit the [Purdue Parking website](#). Parking permit options are outlined below:

- **C-Permits:** Any registered student whose local place of residence is outside of the defined [C-permit boundary](#) from campus may apply for a "C" permit. Vehicles must be registered for [License Plate Recognition](#) and linked to the purchased parking permit. "C" permit applications may be submitted online, and students must provide proof of their local address and upload it into the [Online Parking Portal](#). Permits must be returned to University Parking upon ineligibility. Refer to the [Permit FAQs](#) for additional information.
- **A&B-Permits:** Students employed by Purdue at least 30 hours per week are eligible to purchase an "A" permit per semester or a less expensive "B" permit. Student employees may complete the [Student A/B Permit Application](#) and upload it to the [Online Parking Portal](#) by choosing "Special Permit Requests." Permits must be returned to University Parking upon ineligibility.
- **Accessibility Parking:** Students who need short-term and long-term accessibility parking arrangements should contact the [Disability Resource Center \(DRC\)](#) office.

Note: Any person operating and/or parking a motor vehicle on campus must comply with all Purdue University [traffic and parking regulations](#).

Indianapolis

Parking permits are available to any residential (in-person) student with a vehicle and are issued on a first-come, first-served basis. Log in with your IU credentials to purchase a parking permit. For IU credentials, please visit the [Starter Kit](#) to begin the process. Obtain a parking permit as soon as possible, as some permit options may be limited or capped. For more parking information, please visit the [Parking in Indianapolis](#) webpage. Parking permit options are outlined below:

- **ST - Commuter Student Permit:**

Eligibility: Any student not living in a campus housing residence

Term: By semester or academic year.

Price: [Permit Rates](#)

Valid Parking:

- **ST and NC surface spaces and Student (ST) garages:** Barnhill, Sports (ST section only) Riverwalk (ST spaces only), Blackford, Gateway, and Lockefield (ST section only) garages.
- **EM surface spaces:** Monday through Friday, 4:00 pm - 9:00 am, all day on weekends, and on university holidays.
- **Additional Parking Permissions:** Valid in EM surface spaces during fall and spring breaks, and after the last day of finals for winter and summer breaks (until classes resume).

- **DST - Accessible Student Permit:**

Eligibility: Any student with proper documentation

Term: By month, semester, academic year, or annually.

Price: Permit Rates

Valid Parking : IU Indianapolis D spaces, garages, EM, ST, and NC surface spaces. May also park at ADA meters, but meter fees apply.

Required Documentation:

- Short-term: Permits may be issued up to sixty days from the date of a signed medical note.
- Long-term: BMV authorization will need to be presented with a state-issued ADA license plate or hanging ADA placard. The customer's name on the BMV documentation and the vehicle owner must match.

ADA license plate: Provide a copy of vehicle registration.

State placard: Bring your placard and BMV receipt. If the placard has an expiration date, the D permit will be issued with the same expiration date. Students may be eligible for additional services through the Office of Adaptive Educational Services.

- **MST - Motorcycle Student Permit Sticker**

Eligibility: Any student.

Term: By semester, annually or academic year.

Price: Free with the purchase of any other permit; otherwise, regular Permit Rates apply.



YOUR HOME AT PURDUE

HOUSING

West Lafayette and its neighboring city, Lafayette, boast a low **cost of living**. This makes finding housing on a graduate stipend easier. Consider both West Lafayette and Lafayette as options for housing. Many Lafayette apartments are less expensive than those in West Lafayette, and some are within walking distance of campus. If you aren't within walking distance, check the **bus routes** to see what housing is available near bus stops. Because the availability of **parking permits** may depend on how far you live from campus, you should familiarize yourself with **Purdue's parking regulations**.

Indianapolis and its surrounding areas have a lower **cost of living** compared to other cities of its size, making it more affordable for graduate students. This makes finding housing on a graduate stipend easier. Some apartments are within walking distance. If you aren't within walking distance, check the **bus routes** to see what housing is available near bus stops.

Begin your housing search by visiting the **Off-Campus Housing website** – a one-stop resource for off-campus housing information. You will find a fully searchable database that includes photos, maps, property owner email addresses, roommate search tools, etc.

Ashley Darnell is Purdue's Associate Director of Off-Campus Student Services. He will assist graduate students in finding suitable off-campus housing. If you have any questions, you may contact Ashley for assistance at adarnel@purdue.edu



Greater Lafayette Resources

- [West Lafayette and Lafayette](#)
- [Exponent Student Newspaper](#)
- [Journal and Courier Newspaper](#)

Indianapolis Resources

- [IndyStar Newspaper](#)
- [Indianapolis Recorder Newspaper](#)

Other Housing Resources

- [Purdue Off-Campus Housing Website](#)
- [Zillow](#)
- [Apartments.com](#)
- [RentCafe](#)

HIGHLIGHT

DID YOU KNOW?

The Greater Lafayette **cost-of-living index** is **85.7** and is **83.5** in Indianapolis, making them more affordable for graduate students.

TRANSPORTATION

Greater Lafayette

Campus Transit

[Purdue Campus Transit](#), offered by SP PLUS (SP+), is the free, new, on-campus service with [routes](#), schedules, and on demand offerings. Download the mobile app available from the [Apple App Store](#) and the [Google Play Store](#).

CityBus

[CityBus](#) provides several [routes](#) on and off campus in both West Lafayette and Lafayette. All routes are available to Purdue students for purchase with a semester pass at a discounted rate. Download the [EZfare app](#) to create an account and obtain your bus pass. Be sure to sign up using your Purdue email address for the discount.

Keep in mind as you search for housing (see page 12) that many graduate students take classes or work in labs at night and many bus routes do not run at night. During the summer, be sure to check the summer bus schedules as some campus routes do not run as frequently or at all during the summer.

ZipCars

Purdue is proud to partner with [ZipCar](#) to offer parking alternatives that also include access to ZipCars throughout the city. [Join ZipCar through Purdue University](#) to save on an annual membership.

Vevo Bicycles and Scooters

Purdue University partnered with [Vevo](#), a micro-mobility company, to provide [rental electric bicycles and scooters](#) to the West Lafayette campus community. A mixed fleet with hundreds of devices is generally **available for use between March and December when the weather is more favorable**. To use one of the electric scooters, download the [Vevo](#) Shared Electric Vehicles app ([Google Play](#) / [App Store](#)) on a smartphone and set up an account, including payment information. Subscriptions with discounted rides are available for frequent users. Individuals can learn more and sign up through the menu in the [Vevo](#) app.

Bicycles and Electric or Motor-Powered Vehicle (EMPV)

Riding a bicycle or EMPV can be a quick and cost-saving way to travel around campus. Registering your bicycle or EMPV with [Parking Operations](#) is strongly suggested.

Download the [529Garage](#) App on your smartphone via [Google Play](#) or the [App Store](#) or [Click Here](#) to begin your registration. Once you have completed the online information portion of the bicycle registration, pick up the registration sticker at any of the approved locations on campus. Information on approved pick-up locations may be found [here](#).

Take the time to familiarize yourself with the [rules and regulations](#) for operating your bicycle or EMPV on campus. Contact [Purdue Parking](#) for additional registration information.

Indianapolis

Jagline

Purdue partners with IU Indianapolis to operate the **Jagline** bus at the Purdue Indianapolis location. Students can ride the **Jagline** for free. Riding the bus is an excellent alternative to walking on cold or rainy days. Learn more about the **Jagline**.

IndyGo

The **IndyGo** bus line makes it easy to get around Indianapolis. Visit their **website** to explore the various routes and pass pricing.

Bicycles

Riding a bicycle can be a quick and cost-saving way to travel around campus. It is strongly suggested that you register your bicycle with **IU Parking Operations**.

Safe Ride with Lyft

The **Safe Ride** pilot program for Purdue students provided by Lyft will run through Sunday, May 31, nightly from 6 p.m. to 1 a.m. Each student will receive five credits per month for use within geo-fenced areas on the map.

Indianapolis and West Lafayette Shuttle Service

The **Purdue Campus Connect shuttle** is a free commuter shuttle for students who need to travel between the West Lafayette and Indianapolis locations. Provided by Royal Excursion, multiple round trips are offered daily during the week for fall and spring semesters, with a reduced schedule on the weekends. The 50-passenger buses are ADA compliant and include Wi-Fi, collaboration spaces, and restrooms. View the pick-up and drop-off location, as well as schedules, on the **commuter shuttle website**. Download the **Rides2U** app (**Google Play/App Store**) to reserve a seat and view when the shuttle is approaching pick-up and drop-off locations. Create an account using a Purdue email to ensure rides are free. Reservations are required.

Traveling to Campus

There are several ways to travel to campus. Once you have arrived, please refer to pages 37 – 39 for campus location maps.

Commercial Air Services

- **Purdue University Airport** (LAF) is on the West Lafayette campus.
- **Chicago O'Hare International Airport** (ORD) is approximately 140 miles north of Greater Lafayette (about 3 hours driving).
- **Indianapolis International Airport** (IND) is approximately 65 miles south of Greater Lafayette (a little over an hour driving).

Airport Shuttle Services

- **Chicago O'Hare International Airport (ORD)**
 - o **Lafayette Limo**
 - o **Lightning Limo**
 - o **Reindeer Shuttle**
- **Indianapolis International Airport (IND)**
 - o **Lafayette Limo**
 - o **Reindeer Shuttle**

Other Commercial Travel

- **Amtrak** train stations are in both Lafayette and Indianapolis. You can ride the **CityBus** (Lafayette/West Lafayette) or the **IndyGo** bus (Indianapolis) to your campus location from the station.
- **Greyhound** bus stations are in both Lafayette and Indianapolis. You can ride the **CityBus** (Lafayette/West Lafayette) or the **IndyGo** bus (Indianapolis) to your campus location from the station.

GRADUATE PAYROLL ONBOARDING

Note: Purdue Online and Professional Program students are not eligible for graduate student assistantships.

Onboarding

Payroll onboarding is required for all new international and domestic graduate students who will hold a graduate staff assistantship or a fellowship administered as an assistantship with the university. Please review the [Onboarding Process Map PDF](#). Additionally, detailed new hire [checklists](#) are available for [Grad Staff Appointments](#).

- Research/Teaching/Professional Assistantships and Purdue [Graduate Student Fellowships](#) (administered as assistantships, not True Fellowships).
- All steps of the onboarding process must be **completed within 3 days of beginning work**. Delayed completion of these steps can impact your pay.

If you have received an offer letter, you should also have received a Welcome Letter (delivered via email) from [Human Resources](#), which includes onboarding information. Below are more detailed instructions related to two critical steps in the process that were referenced in the communication. **Note: you will need a U.S. address for both steps.**

Contact the [Employment \(Payroll\) Center](#) associated with your college/program with questions and concerns.



Employment Verification

The [New Hire Wizard](#) and I-9 [Employment Eligibility Verification](#) form will need to be completed **before the first day of employment**. Instructions for both can be found in the Welcome Letter email provided by [Human Resources](#). Once both steps are complete, please book an appointment at one of the campus [Employment \(Payroll\) Centers](#). It is recommended that you book your appointment with the center associated with the college for your appointment. However, if no appointments are available, any center can assist you with this step.

International students on F-1 Visa types may find this [US Immigration Services](#) resource helpful in determining which documents are needed for Employment Verification. International students present in the U.S. with an F or J visa status, and those who are transferring to Purdue from another U.S. institution, must have their Purdue University-issued I-20 or DS-2019 before engaging in employment or participating in employment verification. Please contact [International Students and Scholars](#) (ISS) for more information.

Glacier (International Students Only)

Note: If you already have a Glacier account, a new email will not be sent. However, you still need to access the system to update the information for the new assignment.

Each international graduate student is required to complete the [Glacier Tax Summary Report](#). [Glacier](#) is an online tax compliance system. Failure to complete this step can result in inaccurate tax withholding, which may need to be adjusted on a future payroll, potentially impacting the amount of your paycheck.

Your Social Security Number (SSN) is required to complete the Glacier step. If you don't have an SSN, the [Employment \(Payroll\) Center](#) associated with your college/program will help you start the request process as part of your employment verification meeting.

Individuals should have received an email from the [Purdue Tax Office](#) (support@online-tax.net) with instructions for how to access the system. Once completed, if a tax treaty with your home country exists, it will be populated in your record. If you did not receive an email from the Tax Office, please contact them at intlhires@purdue.edu.

WEST LAFAYETTE AND INDIANAPOLIS

OFFICE CONTACTS

The Office of the Vice Provost for Graduate Students and Postdoctoral Scholars (OGSPS)

Office Address:

155 South Grant St.
Ernest C. Young Hall, Room 170
West Lafayette, IN 47907

Contact Information:

(765) 494-2600
gradinfo@purdue.edu

Hours of Operation:

Monday - Friday,
8:00 am - 12:00 pm and 1:00 pm - 5:00 pm

Resources:

[Graduate Admissions and Records](#)
[Graduate Fellowships](#)
[Graduate Professional Development](#)
[Graduate Assistance](#)
[Graduate Recruitment and Success](#)

International Students and Scholars (ISS)

Office Address:

Ernest C. Young Hall, 5th Floor,
155 South Grant St.
West Lafayette, IN 47907

Contact Information:

(765) 494-5770

Hours of Operation:

Monday - Wednesday, Friday,
8:30 am - 11:30 am
Monday - Friday,
1:00 pm - 4:30 pm

Resources:

Immigration Services

Information Technology

Contact Information:

(765) 494-4000
it@purdue.edu

Online Support:

it.purdue.edu/index.php

Hours of Operation: 24 hours a day, 7 days a week

Resources:

[Career Account / Email](#)
[Brightspace](#)
[Office 365 / OneDrive](#)
[Submit a Request or Report a Problem](#)
[Search the Self-Help Knowledge Base](#)

In-person Help Walk-up Service Desk Locations (West Lafayette):

- Hicks Undergraduate Library (HIKS), on the main floor near the Library's Desk.
- Humanities, Social Sciences, and Education Undergraduate Library (HSSE), main floor of Stewart Center near the printers.
- Wilmeth Active Learning Center (WALC), first and second floors

In-person Help Walk-up Service Desk Locations (Indianapolis):

- Engineering Technology Building in service support area
- IT Service Desk

Note: All times are listed in Eastern Time (ET) and are subject to change. Check websites for details.

WEST LAFAYETTE AND INDIANAPOLIS

OFFICE CONTACTS

Telehealth Medical and Behavioral Benefits

Note: This is included in the student health plan only; it is not available to graduate student staff enrolled in staff insurance.

Contact Information:

(765) 705-0584

Hours of Operation: 24 hours a day, 7 days a week

Resources:

Routine Medical Care

Physical Therapy

Office of Graduate Assistance (OGA)

Office Address:

155 South Grant St.

Ernest C. Young Hall, Room 170

West Lafayette, IN 47907

Hours of Operation:

Monday - Friday

8:00 am - 12:00 pm and 1:00 - 5:00 pm

Contact Information:

(765) 494-0245

gradassistance@purdue.edu

Resources:

Mentoring Issues

Research Concerns

Purdue Libraries

Office Address:

Varies by location

List of Libraries' Hours of Operation:

<https://lib.purdue.edu/hourslist/>

Contact Information:

Chat

(765) 303-0700 (text) (West Lafayette)

(765) 494-2900 (Indianapolis)

askalib@purdue.edu

Resources:

Journals

Course Reserves

Quick Links for Grad Students

LibAnswers

Room Reservations

Purdue Indianapolis Library

Division of Financial Aid

Office Address:

128 Memorial Mall Dr.

Stewart Center, Room G18

West Lafayette, IN 47907

Hours of Operation:

Monday - Friday,

10:00 am - 5:00 pm

Contact Information:

(765) 494-5050

facontact@purdue.edu

Resources:

Financial Eligibility Assistance

Scholarships / Grants / Loans

Note: All times are listed in Eastern Time (ET) and are subject to change. Check websites for details.

WEST LAFAYETTE

OFFICE CONTACTS

Office of the Bursar

Office Address:

128 Memorial Mall Dr.
Stewart Center, Room 194
West Lafayette, IN 47907

Hours of Operation:

Monday – Friday,
8:00 am - 5:00 pm

Contact Information:

(765) 494-7570
askbursar@purdue.edu

Resources:

Tuition Pay
Payment Plans
Tuition Remission

University Parking

Office Address:

128 Memorial Mall Dr.
Stewart Center, Room G054
West Lafayette, IN 47907

Hours of Operation:

Monday - Friday,
7:30 am - 4:30 pm

Contact Information:

(765) 494-5542
parking@purdue.edu

Resources:

Parking Permits
Bicycle Registration

ID Card Operations / Support

Office Address:

128 Memorial Mall Dr.
Stewart Center, Room 194
West Lafayette, IN 47907

Hours of Operation:

Monday - Friday,
8:00 am - 5:00 pm

Contact Information:

(765) 494-7570
askbursar@purdue.edu

Resources:

Obtain Mobile ID
Obtain Physical ID (if needed)

Office of the Dean of Students

Office Address:

656 Oval Dr.
Helen B. Schleman Hall, 2nd Floor
West Lafayette, IN 47907

Hours of Operation:

Monday - Friday,
8:00 am - 5:00 pm

Contact Information:

(765) 494-1747
odos@purdue.edu

Resources:

Academic Assistance
Emergency Financial Assistance
Safety and Well-being

Note: All times are listed in Eastern Time (ET) and are subject to change. Check websites for details.

WEST LAFAYETTE

OFFICE CONTACTS

Office of the Registrar

Office Address:

128 Memorial Mall Dr.
Stewart Center, Room 176
West Lafayette, IN 47907

Hours of Operation:

Monday – Friday,
10:00 am - 4:00 pm

Contact Information:

(765) 494-6165
registrar@purdue.edu

Resources:

Certification of Enrollment
Registration
Commencement
Academic Records

Certification of Enrollment:

certifications@purdue.edu

Academic Records & Registration:

registrar@purdue.edu

Commencement:

(765) 496-GRAD (4723)

Human Resources

Office Address:

2550 Northwestern Ave. Suite 1100
West Lafayette, IN 47907

Hours of Operation:

Monday – Friday,
10:00 am - 4:00 pm

Contact Information:

(765) 494-2222
hr@purdue.edu
tax@purdue.edu
[Employment Centers](#)

Resources:

Staff Benefits
Onboarding

Counseling and Psychological Services (CAPS)

Address:

601 Stadium Mall Dr.
PUSH, Room 224
West Lafayette, IN 47907

Hours of Operation:

Monday – Friday,
8:00 am – 5:00 pm

Contact Information:

(765) 494 - 6995 (phone)
(765) 496 - 2139 (fax)

Resources:

Evaluation
Therapy
Crisis Intervention
Online Resources

24/7 Emergency Services:

(765) 494 - 6995

For life threatening emergencies

Call 9-1-1

To reach a national suicide and crisis hotline

Call 9-8-8

Note: All times are listed in Eastern Time (ET) and are subject to change. Check websites for details.

WEST LAFAYETTE

OFFICE CONTACTS

Purdue University Student Health (PUSH) Center

Address:

601 Stadium Mall Dr.
West Lafayette, IN 47907

Hours of Operation:

Monday – Friday,
8:00 am - 5:00 pm

Contact Information:

(765) 494-1700
shc@purdue.edu

Resources:

Immunizations
Health and Wellness
Radiology

Recreational Sports (Co-Rec)

Office Address:

Co-Rec Building
355 North Martin Jischke Dr.
West Lafayette, IN 47906

Hours of Operation:

Monday – Friday, 6:00am - 8:00pm
Saturday – Sunday, 10:00 am – 5:00 pm
*Summer Hours May Vary; Check Website
For Details*

Contact Information:

(765) 494 - 3110
recwell@purdue.edu

Resources:

Workout for Free with Student ID

Purdue Pharmacy

Office Address:

575 W. Stadium Mall Dr.
Heine Pharmacy Building,
Room 118
West Lafayette, IN 47907

Hours of Operation:

Academic Semesters:
Monday – Friday, 8:00 am - 5:30 pm
Breaks and Summer:
Monday – Friday, 8:30 am - 4:30 pm

Contact Information:

(765) 494-1374

Resources:

Prescription Filling
Vaccinations
Over-the-Counter Medications

Disability Resource Center (DRC)

Office Address:

155 S. Grant St.
Young Hall Room 105
West Lafayette, IN 47907

Hours of Operation:

Monday – Friday,
8:00 am - 5:00 pm

Contact Information:

(765) 494-1247
drc@purdue.edu

Resources:

Disability Accommodations
Testing Accommodations
Peer Mentor Program

Note: All times are listed in Eastern Time (ET) and are subject to change. Check websites for details.

INDIANAPOLIS

OFFICE CONTACTS

Division of Financial Aid

Office Address:

625 W Michigan St.
Purdue One Stop
Innovation Hall, IO289
Indianapolis, IN 46202

Hours of Operation:

Monday – Friday,
9:00 am - 5:00 pm

Contact Information:

(765) 494-5050
facontact@purdue.edu

Resources:

Financial Eligibility Assistance
Scholarships/Grants/Loans

Crimson Card Operations / Support

Office Address:

420 University Blvd., Suite 205
IU Indianapolis Campus Center
Indianapolis, IN 46202

Hours of Operation:

24 hours a day 7 days a week
via email and phone only

Contact Information:

(317) 274-0400
crimsoncard@iu.edu

Resources:

Obtain Physical Card (if needed)
Download Mobile ID

Office of the Bursar

Office Address:

625 W Michigan St.
Purdue One Stop
Innovation Hall, IO289
Indianapolis, IN 46202

Hours of Operation:

Monday - Friday,
9:00 am - 5:00 pm

Contact Information:

(317) 274-0400
crimsoncard@iu.edu

Resources:

Tuition Payment and Remissions
Payment Plans
Tax Information

Office of the Registrar

Office Address:

625 W Michigan St.
Purdue One Stop
Innovation Hall, IO289
Indianapolis, IN 46202

Hours of Operation:

Monday – Friday, 9:00 am - 5:00 pm

Contact Information:

(765) 494-6165
registrar@purdue.edu

Resources:

Registration
Certification of Enrollment
Transcript Orders
Credit Evaluation

Note: All times are listed in Eastern Time (ET) and are subject to change. Check websites for details.

INDIANAPOLIS

OFFICE CONTACTS

University Parking

Office Address:

420 University Blvd.
IU Indianapolis Campus Center, Suite 205
Indianapolis, IN 46202

Hours of Operation:

Monday – Friday,
9:00 am - 5:00 pm

Contact Information:

(317) 274-4232
jagspark@iu.edu

Resources:

Parking Permits
Bicycle Registration

Office of the Dean of Students

Office Address:

420 University Blvd.
IU Indianapolis Campus Center, Suite 205
Indianapolis, IN 46202

Hours of Operation:

Monday - Friday, 8:30 am – 4:30 pm

Contact Information:

(765) 495-7797
studentlifeindy@purdue.edu

Resources:

Academic Assistance
Financial Assistance
Safety and Well-being

Disability Resource Center (DRC)

Office Address:

799 West Michigan St
Engineering Technology (ET) Building,
Suite 331
Indianapolis, IN 46202

Hours of Operation:

Monday-Friday,
8:00 am - 5:00 pm

Contact Information:

(765) 494-1247
drc@purdue.edu

Resources:

Disability Accommodations
Testing Accommodations
Peer Mentor Program

Campus Health (Shared with Indiana University)

Office Address:

980 Indiana Ave.,
Lockfield Village, First Floor
Indianapolis, IN 46202

Hours of Operation:

Monday – Wednesday,
9:00 am - 4:00 pm

Contact Information:

(317) 274-8214
healthsv@iu.edu

Resources:

Prescription Filling
Counseling on Medications
Medical Device Education

Note: All times are listed in Eastern Time (ET) and are subject to change. Check websites for details.

INDIANAPOLIS

OFFICE CONTACTS

Counseling and Psychological Services (CAPS)

Address:

199 West Michigan St.
Engineering and Technology
Building (ET)
Suit 324 (Entrance at ET 331)
Indianapolis, IN 46202

Hours of Operation:

Monday – Friday, 8:00 am – 5:00 pm

Resources:

Evaluation
Therapy
Crisis Intervention
Online Resources

Contact Information:

(765) 494 - 6995 (phone)
(765) 496 - 2139 (fax)

24/7 Emergency Services:

(765) 494 - 6995

For life threatening emergencies

Call 9-1-1

To reach a national suicide and crisis hotline

Call 9-8-8

Note: All times are listed in Eastern Time (ET) and are subject to change. Check websites for details.

WHERE DO I GO FOR . . .

Address Changes:

Log in to the [myPurdue](#) portal, navigate to the Personal Information Card, and click “My Personal Information” to make any necessary updates.

Basic Needs Program

[The Basic Needs Program](#) helps students access vital resources like food assistance, housing, transportation, and more.

basicneeds@purdue.edu

Checking Your Class Schedule:

Log in to the [myPurdue](#) portal, navigate to the Student Schedule Card, and click “View Registration Information.”

Financial Aid:

Contact the [Division of Financial Aid](#), (765) 494-5050, facontact@purdue.edu.

Hold Release:

A hold refers to the restriction of a student’s eligibility to enroll in classes or obtain academic transcripts at Purdue University. Log in to [myPurdue](#) to view current holds. If you do not recognize the reason for the hold, contact the [Office of the Registrar](#) to verify the source and resolve the hold. Then, contact the office that originated the hold.

Installment Payment Plan (tuition and fees only):

[The Purdue University Installment Plan](#) offers an alternative way to ease the burden of having to make one large payment each semester. Visit the [Installment Plan](#) website for additional information.

I-20 / Visa Questions (West Lafayette):

Contact [International Students and Scholars \(ISS\)](#) Office, Young Hall, 5th Floor, (765) 494-5770

I-20 / Visa Questions (Indianapolis):

Contact [International Students and Scholars \(ISS\)](#) Office, (765) 494-5770

Obtaining a Purdue University Transcript:

Log in to the [myPurdue](#) portal, navigate to the Academic Operations Hub, and click “eTranscript Order.”

Registration Pin:

Contact your [graduate program](#).

WHERE DO I GO FOR . . .

Residency Classification for Tuition and Fees:

Contact the Office of the Registrar, Stewart Center, Room 176, (765) 496-0509, residency@purdue.edu.

Restricting Your Purdue Directory Information:

Contact the [Office of the Registrar](#), 128 Memorial Mall, Stewart Center Room 176, (765) 494-6165, registrar@purdue.edu

Sponsorships/Outside Awards:

Contact the [Office of the Bursar](#), (765) 494-7570, outsideawards@purdue.edu

Student Identification Card Photo (West Lafayette):

Visit [ID Card Operations/Support](#), 28 Memorial Mall, Stewart Center, Room 194, (765) 494-7570, askbursar@purdue.edu

Tuition and Fee Invoice:

For Purdue West Lafayette and Purdue Indianapolis: Contact the Office of the Bursar (128 Memorial Mall, Stewart Center Room 194, (765) 494-7570, askbursar@purdue.edu) or log in to the [myPurdue](#) portal and navigate to the Student Account Card to view and print an invoice.

Tuition and Fee Remission:

Contact your [graduate program coordinator](#).

Tuition and Fee Payments:

Pay online with an electronic checking or savings account, free of charge. Another option is to pay online with a Visa, Mastercard, Discover, or American Express. However, a convenience fee applies when paying via credit card.

Note: If making a payment online, please visit the [Payment Options](#) page on the Bursar's website for detailed instructions.

Send a wire transfer as payment to your account. Visit our [Wire Transfers](#) page for more details.

Pay by check, traveler's check, or cashier's check in person or by mail. Pay in person at the teller window in room 194 of the Stewart Center. By mail, send your check to:

Purdue University
Office of the Bursar
128 Memorial Mall
Stewart Center, Room 194
West Lafayette, IN 47907-2040

NOTE: Be sure to include the student's PUID number on all checks or wire transfers.

GREATER LAFAYETTE

OFF-CAMPUS HEALTHCARE

IU Health Urgent Care

253 Sagamore Parkway W.
West Lafayette, IN 47906
(765) 448-8000

Franciscan ExpressCare

909 Sagamore Parkway W.
West Lafayette, IN 47906
(765) 463-6262

Minute Clinic (Inside CVS Pharmacy)

512 Sagamore Parkway W.
West Lafayette, IN 47906
(765) 637-3551

Unity Immediate Care Center

1321 Unity Place, Suite B
Lafayette, IN 47905
(765) 446-1362

Meijer Pharmacy

2636 US-52
West Lafayette, IN 47906
(765) 497-3551

Payless Pharmacy

1032 Sagamore Parkway West
West Lafayette, IN 47906
(765) 464-1456

53 Beck Lane
Lafayette, IN 47909
(765) 474-0677

2200 Greenbush St.
Lafayette, IN 47904
(765) 446-4693

CVS Pharmacy

512 Sagamore Parkway W.
West Lafayette, IN 47906
(765) 497-3551

720 Northwestern Ave., Suite #6
West Lafayette, IN 47906
(765) 447-3834

1725 Salem St.
Lafayette, IN 47904
(765) 474-3834

3630 S. 18th St
Lafayette, IN 47904
(765) 447-4411

Franciscan Hospital

1701 South Creasy Lane
Lafayette, IN 47905
(765) 502-4000

IU Health Arnett Hospital

5165 McCarty Lane
Lafayette, IN 47905
(765) 448-8000

Walgreens Pharmacy

1000 Sagamore Parkway West
West Lafayette, IN 47906
(765) 497-2300

1801 South St.
Lafayette, IN 47904
(765) 448-1366

Purdue Pharmacy

575 W. Stadium Mall Drive
Heine Pharmacy Building, Room 118
West Lafayette, IN 47907
(765) 494-1374

INDIANAPOLIS

OFF-CAMPUS HEALTHCARE

IU Health Urgent Care Center

222 W. Michigan St.
Indianapolis, IN 46204
(317) 287-3237

IU University Hospital

550 N. University Blvd
Indianapolis, IN 46202
(317) 944-5000

IU Methodist Retail Pharmacy

1801 N. Senate Blvd.
Indianapolis, IN 46202
(317) 962-5606

IU Hospital Retail Pharmacy

550 N. University Blvd
Indianapolis, IN 46202
(317) 944-3445

IU Health Methodist Hospital

1701 N. Senate Blvd.
Indianapolis, IN 46202
(317) 962-2000

Eskenazi Health

720 Eskenazi Avenue
Indianapolis, IN 46202
(317) 880-0000

Minute Clinic (Inside CVS Pharmacy)

1545 North Meridian St.
Indianapolis, IN 46202
(317) 923-1491

CVS Pharmacy

1545 North Meridian St.
Indianapolis, IN 46202
(317) 923-1491

336 South Delaware St.
Indianapolis, IN 46204

2215 Shelby St.
Indianapolis, IN 46203
(317) 780-3265

3808 East Washington St.
Indianapolis, IN 46201
(317) 357-5437

Walgreens Pharmacy

1530 North Meridian St.
Indianapolis, IN 46202
(317) 261-1753

335 Massachusetts Ave
Indianapolis, IN 46204
(317) 631-6000

3003 W Kessler Blvd N Dr.
Indianapolis, IN 46222
(317) 925-3788

2920 E. 38th St.
Indianapolis, IN 46218
(317) 545-6167



CAMPUS SAFETY

Safe Walk Program

The [Purdue Student Security Patrol \(PSSP\)](#) sponsors safe walks for students and staff 24 hours a day 7 days a week.
To request a Safe Walk in West Lafayette, call (765) 494 - SAFE (7233).
To request a Safe Walk in Indianapolis, call (317) 274 - SAFE (7233).

The [Campus Emergency Status](#) for the West Lafayette and Indianapolis locations are updated with current information. Emergency procedure guides for [West Lafayette](#) and [Indianapolis](#) are also available.

Safezone App

SafeZone is an app members of the campus community can download for emergency management resources. Comparable to emergency blue light telephones in West Lafayette, this wireless option provides an easy and consistent way to receive help at the Indianapolis location. The location-based app also provides support for mental health and wellbeing incidents. Download on the [App Store](#) or [Google Play](#).

Emergency Sirens

The [All-Hazards Emergency Warning Sirens](#) are warnings to take immediate shelter inside a building in a safe location and seek additional information.

All-hazards Warning Sirens

1. Outdoor sirens will sound for a period over approximately three minutes. When sirens are heard, seek shelter first, then seek more information through [PurdueALERT](#), including local radio and TV stations.
2. The all-clear signal is announced by radio and television stations. The sirens stop and remain silent.

The [Emergency Management Siren Tests in Tippecanoe County \(Greater Lafayette\)](#) are conducted on the first Saturday of every month for three minutes, provided the skies are clear. [Marion County \(Indianapolis\)](#) conducts tests of the warning sirens each Friday at 11:00 am (EST). University buildings or residence halls may occasionally conduct a practice fire alarm or fire drill.

Fire Alarm

In the case of a fire alarm, evacuate the building immediately and move to a safe location.

Severe Weather

- A severe [Thunderstorm Watch](#) means severe thunderstorms are **possible**. Continue activities and monitor the situation.
- A severe [Thunderstorm Warning](#) means severe thunderstorms are **imminent**. Seek shelter immediately.
- A [Tornado Watch](#) means atmospheric conditions are **favorable** for the formation of tornadoes in a given area. Stay informed by monitoring the weather through radio, TV, or weather apps.
- A [Tornado Warning](#) means that a tornado has been **sighted** and poses a **definite threat** to a given area. If it is in the area, take shelter immediately.

What to do during a Tornado Warning/Watch:

1. Move to the predetermined shelter location as designated in your [Building Emergency](#).
2. The shelter location is usually the basement, sub-walk, or lowest level of the building, away from windows and exterior doors.
3. Interior hallways and restrooms on the lowest level offer the next best shelter.
4. In a high-rise building, vacate the top floors and move to a lower floor or basement.
5. If time permits, occupants of wood-frame or brick buildings with wood floors should leave the building and go directly to a more substantial concrete building, preferably with a basement.
6. Be prepared to kneel facing the wall and cover your head.
7. Share the notification with others. Assist people with disabilities, if possible.
8. Try to obtain additional clarifying information, including text, email, the [WL Campus Emergency Status](#) page, TV, radio, or weather apps.
9. If in a vehicle, get out and seek shelter in a sturdy building. If a building is not available, lie flat in a depression, such as a ditch or ravine, to offer some protection. Be aware of potential flooding.

CAMPUS SAFETY

Earthquakes

Earthquakes are rare in Indiana. Even so, everyone must initiate emergency precautions within a few seconds after the initial tremor is felt, assuming the worst-case scenario.

During the Earthquake:

1. If indoors, DROP to the floor under a desk or table, or in a doorway. COVER your head and face with your arms, and HOLD. Stay away from windows, shelves and heavy equipment.
2. If outdoors, move quickly away from buildings, utility poles, overhead wires, parking garages and other structures.
3. If in a vehicle, stop in the safest place available, preferably an open area away from power lines and trees. Stop as quickly as safety permits and stay in the vehicle for the shelter it provides.

After the initial shock:

1. Be prepared for aftershocks. Aftershocks are usually less intense than the main quake, but can cause further structural damage.
2. Always protect yourself.
3. Evaluate the situation and call 911 for emergency assistance, if necessary.
4. Open windows to ventilate the building. Watch out for broken glass.
5. If anyone has been caught in the elevators or was trapped by falling objects, call 911.
6. If the structural integrity appears to be deteriorating rapidly, evacuate the building.
7. Damaged facilities should be reported to the Purdue Public Safety Dispatch Center at (765)-494-8221.
8. If trapped in a building, stay calm.
 - If a window is available, place an article of clothing (shirt, coat, etc.) outside the window as a marker for rescue crews.
 - If there is no window, tap on the wall at regular intervals.
 - Emergency personnel will check buildings immediately after a significant quake.

Shelter in Place

Shelter in place refers to a designated area of safety when it is not safe to go outside, such as an interior room with no or few windows, and taking refuge in that location. If you are told to shelter in place, follow the instructions provided below. Different situations require different locations.

A shelter in place may be requested for events such as an active threat (for example, an active shooter incident), tornado warning, hazardous materials release, or as directed by emergency personnel.

You must immediately seek shelter in the nearest facility or building (preferably in a room with no windows) when:

1. Hearing the outdoor all-hazards emergency warning sirens.
2. Directed by other **PurdueALERT** emergency warning notification layers.
3. Directed by emergency personnel.

Try to obtain additional clarifying information by all possible means, including the **WL Campus Emergency Status** webpage, television, radio, email, and other relevant sources.

Follow the shelter-in-place procedures in the Active Threat, Tornado Warning, or Hazardous Materials release located in this document, as applicable.

Sign Up for Text Message Alerts

To receive text messages in case of an emergency:

1. Go to **Purdue Emergency Preparedness**.
2. Click the "Purdue Alert Sign-Up" icon and log in with your **career account** login credentials. (See p. 5)
3. Click "Add/Update Cell Phone Number(s)" under the "Purdue Emergency Notification Subscription."
4. Enter your cellular telephone number. (Please contact your service provider to ensure that your phone can receive such messages and to determine if there is an additional cost.)
4. Check your location (West Lafayette or Indianapolis).
5. Click "Save."

CAR AND VOTER REGISTRATION

Driver's License

Indiana requires all new license, permit, or ID card applicants to provide documents that prove identity, lawful status, SSN, and residency. In return, the [Bureau of Motor Vehicles \(BMV\)](#) will issue a [Real ID](#)-compliant credential.

Call the **BMV** toll-free at: 1-888-myBMV-41 (1-888-692-6841) and speak with a customer service representative for help or visit any Indiana license branch for assistance.

Car Registration

Customers have many ways to access the [Bureau of Motor Vehicles \(BMV\)](#) services. Simple transactions, such as registration renewals and updates to certain customer information, can be completed using the enhanced and secure [BMV](#) website.

Voter Registration

Eligibility to vote in Indiana is based on meeting the following requirements:

- Being both a U.S. citizen and a resident of Indiana; and
- Being at least 18 years of age on or before the next General or Municipal - Election, and
- Not being currently in prison after being convicted of a crime; and
- Living in the voting precinct for at least 30 days before the election; and
- Being registered to vote.

Applications are available from various locations. [Forms](#) may be completed at the following:

- [Bureau of Motor Vehicles \(BMV\)](#) (if conducting a “credential transaction” such as getting an identification card),
- [Lafayette](#), [West Lafayette](#), and [Indianapolis](#) city clerks' offices, and
- Voter Registration Office in the:
 - Tippecanoe County Office Building, 20 N 3rd St, Lafayette, IN 47901
 - City-County Building, 200 E. Washington St., Indianapolis, IN 46204
- [Registering to vote online is also available.](#)

LIBRARIES, SHOPPING, GROCERY & BOOKSTORES

Libraries

Lafayette-Tippecanoe County

Public Library

627 South Street
Lafayette, IN 47901
(765) 429-0100

West Lafayette Public Library

208 W. Columbia Street
West Lafayette, In 47906
(765) 493-2261

The Indianapolis Public Libraries

Purdue University Libraries

Purdue Indianapolis Library

Shopping

Tippecanoe Mall

2415 Sagamore Parkway S.
Lafayette, IN 47905

The Fashion Mall at Keystone

8702 Keystone Crossing
Indianapolis, IN 46240

Circle Centre Mall

49 W. Maryland St.
Indianapolis, IN 46204

Castleton Square Mall

6020 E. 82nd St.
Indianapolis, IN 46250

Grocery - Greater Lafayette

Aldi

210 Sagamore Parkway W.
West Lafayette, IN 47906
(855) 955-2534

957 Sagamore Pkwy S
Lafayette, IN 47905
(855) 955-2534

Fresh Thyme Market

2410 N. Salisbury St., Suite 100
West Lafayette, IN 47906
(608) 949-5165

220 South Creasy Ln
Lafayette, IN 47905
(765) 446-1351

La Chiquita

1440 Sagamore Parkway N #2
Lafayette, IN 47904
(765) 448-6248

Purdue University Farmer's Market

Memorial Mall
West Lafayette, IN 47907
May – October
Thursdays, 11:00 am – 3:00 pm

LIBRARIES, SHOPPING, GROCERY & BOOKSTORES

Grocery - Greater Lafayette

Meijer

2636 US-52
West Lafayette, IN 47906
(765) 637-4200

4901 IN-26
Lafayette, IN 47905
(765) 449-9200

Walmart

2801 Northwestern Ave.
West Lafayette, IN 47906
(765) 463-0201

4205 Commerce Dr.
Lafayette, IN 47905
(765) 446-0100

2347 Veterans Memorial Pkwy S.
Lafayette, IN 47909
(765) 477-9379

Sam's Club

3819 South St.
Lafayette, IN 47905
(765) 449-4309

Mi Ranchito Supermarket

402 N. Earl Ave.
Lafayette, IN 47904
(765) 446-0088

Target

300 West State. St., Suite 100
West Lafayette, IN 47906
(765) 701-4257

3630 South St.
Lafayette, IN 47905
(765) 446-8551

Payless

1032 Sagamore Parkway W.
West Lafayette, IN 47906
(765) 463-1556

2200 Greenbush St.
Lafayette, IN 47904
(765) 447-4693

2513 Maple Point Dr.
Lafayette, IN 47905
(765) 447-7533

65 Beck Lane
Lafayette, IN 47909
(765) 474-8269

West Lafayette Farmer's Market

3065 N. Salisbury St.
West Lafayette, IN 47906
May – October
Wednesdays, 3:30 pm – 7:00 pm

LIBRARIES, SHOPPING, GROCERY & BOOKSTORES

Grocery - Greater Lafayette

Safari Global Market

1221 Sagamore Parkway N.
Lafayette, IN 47904
(765) 838-0036

Downtown Lafayette Farmer's Market

5th St. (Between Main and Columbia St.)
May - October
Saturdays 8:00 am - 12:30 pm

Indian & International Grocery

1070 Sagamore Parkway W.
West Lafayette, IN 47906
(765) 421-1107

Oasis Mexican Grocery

2338 Sagamore Parkway W.
West Lafayette, IN 47906
(765) 250-3397

Hana Market

3457 Bethel Dr. A
West Lafayette, IN 47906
(765) 463-7434

Better World Market

402 Brown St.
West Lafayette, IN 47906
(765) 464-6818

Grocery - Indianapolis

Whole Foods Market

320 E. Market St.
Indianapolis, IN 46204
(317) 559-9360

Kroger

227 W. Michigan St.
Indianapolis, IN 46204
(317) 262-5215

Fresh Thyme Market

6301 N. College Ave. #101
Indianapolis, IN 46220
(317) 554-1646

8150 Rockville Rd.
Indianapolis, IN 46241
(317) 271-9591

4225 E. 82nd St.
Indianapolis, IN 46250
(317) 845-4452

524 E. 16th St.
Indianapolis, IN 46202
(317) 923-6858

LIBRARIES, SHOPPING, GROCERY & BOOKSTORES

Grocery - Indianapolis

Needler's Fresh Market

320 N. New Jersey St.
Indianapolis, IN 46204
(317) 262-488

Meijer

5550 N. Keystone Ave.
Indianapolis, IN 46220
(317) 610-2200

Saraga International Grocery

3605 Commercial Dr.
Indianapolis, IN 46222
(317) 388-9999

5349 W. Pike Plaza Rd.
Indianapolis, IN 46254
(317) 387-2400

Trader Joe's

5473 E. 82nd St.
Indianapolis, IN 46201
(317) 595-8950

Walmart

5555 Michigan Rd.
Indianapolis, IN 46254
(317) 387-2400

Safeway

1276 Shelby St.
Indianapolis, IN 46203
(317) 788-7544

4545 Lafayette Rd.
Indianapolis, IN 46254
(317) 328-0325

5040 E. 16th St.
Indianapolis, IN 46250
(317) 353-8272

Aldi

5235 N. Keystone Ave.
Indianapolis, IN 46220
(855) 955-2534

3008 W. Kessler Blvd. N Dr.
Indianapolis, IN 46222
(317) 924-8272

The Fresh Market

5415 N. College Ave.
Indianapolis, IN 46220
(317) 259-9270

Carniceria Guanajuato

5210 W. Pike Plaza Rd.
Indianapolis, IN 46254
(317) 490-5060

One World Market of Indiana

8466 Castleton Corner Dr.
Indianapolis, IN 46250
(317) 842-3442

LIBRARIES, SHOPPING, GROCERY & BOOKSTORES

Grocery - Indianapolis

Indy Fresh Market

6160 E. 38th St.
Indianapolis, IN 46226
(317) 493-1332

Viet Hua Food Market

6336 E. 82nd St.
Indianapolis, IN 46250
(317) 596-2222

Aimmart International

1435 W. 86th St.
Indianapolis, IN 4626
(317) 316-7718

International Food Halal Supermarket

4861 W. 38th St.
Indianapolis, IN 46254
(317) 672-7685

Value Food Market

3739 E. Washington St.
Indianapolis, IN 46201
(317) 602-5454

Money Saver International Food

4640 W. 38th St.
Indianapolis, IN 46201
(317) 426-2125

Bookstores

Once registered for classes, find what books you will need to buy. There are several bookstores on campus, or you can find your textbooks online at a website such as [Amazon](https://www.amazon.com). To find books required for specific courses when the course number and professor's name are known, visit [purdueu.com](https://www.purdueu.com) and click on "Textbooks." Additionally, the campus bookstores will offer the option to rent textbooks. Visit [Follett's](https://www.follett.com) or the [University Bookstore](https://www.universitybookstore.com) for a list of textbooks available to rent (only select titles will be available).

A Purdue Mortarboard is also available at many of the bookstores listed below. The Purdue Mortarboard is an academic calendar that also features all official University holidays and breaks, athletic events, the hours of operation and telephone numbers for many Purdue University offices.

LIBRARIES, SHOPPING, GROCERY & BOOKSTORES

Bookstores - West Lafayette

University Bookstore (UBS)

360 West State Street
West Lafayette, IN 47906
(765) 743-9618

purdueu.com

bkstr.com/purduestore/home

Follett's Purdue Bookstore

1265 West State Street
West Lafayette, IN 47906
(765) 743-9642

University Bookstore (UBS)

720 Northwestern Avenue
West Lafayette, IN 47906
(765) 743-9432

purdueu.com

Amazon Pick Up Location

1198 Third St., Room 169
KRACH Leadership Center
West Lafayette, IN 47907
(866) 216-1072

amazon.com/ulp

Bookstores - Indianapolis

IU Indianapolis Bookstore

720 University Blvd., Suite 155
Indianapolis, IN 46202
(317) 742-8858

bkstr.com/indianastore/iui

Bookstores - Online

Amazon

amazon.com

[Amazon Pickup Locations](#)

Barnes & Noble

barnesandnoble.com

[Barnes & Noble Store](#)

MORE COMMUNITY INFORMATION

GREATER LAFAYETTE _____

[Lafayette and West Lafayette Chamber of Commerce](#)

[Convention and Visitors Bureau](#)

[Lafayette and West Lafayette - Dining Guide](#)

[Greater Lafayette Area Places of Worship](#)

INDIANAPOLIS _____

[Indianapolis Chamber of Commerce](#)

[Indianapolis Visitor Guide](#)

[Downtown Indianapolis Restaurant Guide](#)

[Downtown Indianapolis Places of Worship](#)

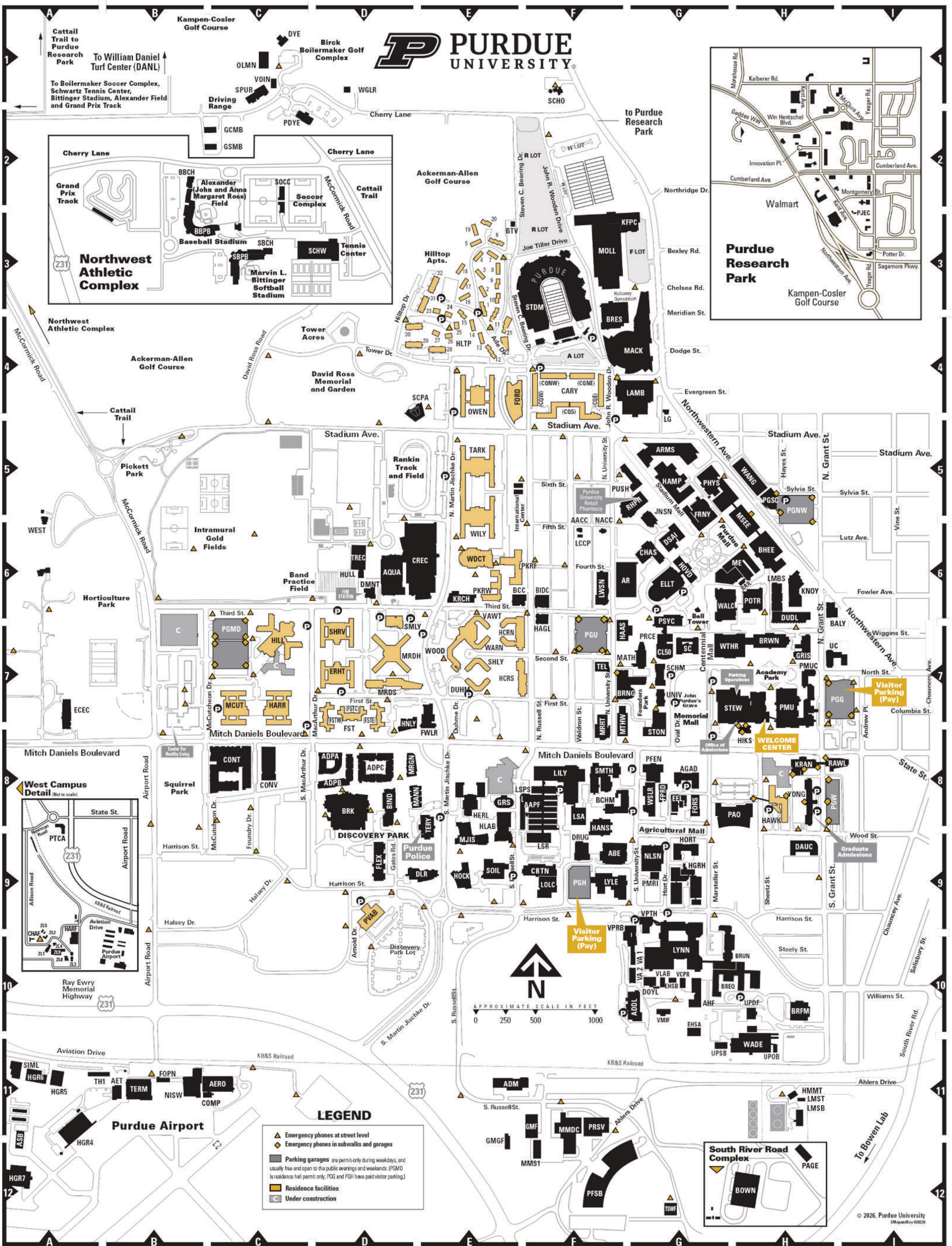
PURDUE CAMPUS MAPS & LEGENDS _____

purdue.edu/campus-map/graphics/campusmap.pdf

purdue.edu/campus-map/



PURDUE UNIVERSITY



- LEGEND**
- ▲ Emergency phones at street level
 - ◆ Emergency phones in subwalks and garages
 - Parking garages are permit-only during weekdays, and usually free and open to the public evenings and weekends. (PGMD is residence hall permit only; PGG and PGI have paid visitor parking.)
 - Residence facilities
 - Under construction

West Lafayette Campus

BUILDING NAMES AND ABBREVIATIONS

MODIFICATION DATE: FEBRUARY, 2026

AACC Asian American and Asian Resource and Cultural Center **F6**
AAPF Ag Alumni Seed Phenotyping Facility **F8**
ABE Agricultural and Biological Engineering **F9**
ADDL Willie M. Reed Animal Disease Diagnostic Laboratory **G10**
ADM ADM Agricultural Innovation Center **E11**
AET Amelia Earhart Terminal **B11**
■ Admissions, Office of (Stewart Center 102) **H7**
ADPA-C Aspire at Discovery Park **D8**
AERO Aerospace Science Laboratory **C11**
AGAD Agricultural Administration Building **G8**
AHF Animal Holding Facility **G10**
AQUA Burke (Morgan J.) Boilermaker Aquatic Center **D6**
AR Armory **F6**
ARMS Armstrong (Neil) Hall of Engineering **G5**
ASB Airport Service Building (Shop Services) **A11-12**
■ Assistive Technology Center **H7**
BALY Bailey (Ralph and Bettye) Hall **H6-7**
BCC Black Cultural Center **F6**
BCHM Biochemistry Building **F8**
BHEE Brown (Max W & Maileen) Family Hall **H6**
BIDC Bechtel Innovation Design Center **F6**
BIND Bindley Bioscience Center **D8**
BOWN Bowen (Robert L. & Terry L.) Laboratory **H12** (Inset)
BREQ Brunner (David and Bonnie) Equine Hospital **G10**
BRES Brees (Drew and Brittany) Student-Athlete Academic Center **F3**
BRFM Brunner (David and Bonnie) Farm Animal Hospital **H10**
BRUN Brunner (David and Bonnie) Small Animal Hospital **G10**
BRK Birk Nanotechnology Center **D8**
BRNG Beering (Steven C.) Hall of Liberal Arts and Education **G7**
BRWN Brown (Herbert C.) Laboratory of Chemistry **H7**
BTV Boiler Television Building **E3**
■ Car/Van Rentals and Charter Bus (MMDC) **F11**
† **CHAF** Chaffee Hall **A9**
CHAS Chaney-Hale Hall of Science **G6**
CL50 Class of 1950 Lecture Hall **G7**
COMP Composites Laboratory **C11**
CONT Continuum **C8**
CONV Convergence **C8**
CREC Córdova (France A.) Recreational Sports Center **E6**
CRTN Creighton (Hobart and Russell) Hall of Animal Sciences **F9**
† **DANL** Daniel (William H.) Turfgrass Research Center **B1**
DAUC Dauch (Dick and Sandy) Alumni Center **H9**
DLR Hall for Discovery and Learning Research **E9**
DMNT DeMent (Clayton W.) Fire Station **D6**
DOYL Doyle (Leo Philip) Laboratory **G10**
DRUG Drug Discovery **F9**
DSAI Hall of Data Science and AI **G6**
DUDL Dudley Hall **H6**
DYE Pete Dye Clubhouse **C1**
ECEC Purdue University Early Care and Education Center **A7**
EEL Entomology Environmental Laboratory **G8**
EHSA Equine Health Sciences Annex **G10**
EHSB Equine Health Sciences Building **G10**
ELLT Elliott (Edward C.) Hall of Music **G6**
FLEX Flex Laboratories **D9**
FOPN Flight Operations Building **B11**
FORS Forestry Building **G8**
FPRD Forest Products Building **G8**
FRNY Forney Hall of Chemical Engineering **G5**
FWLR Fowler (Harriet O. and James M., Jr.) Memorial House **E7**
GCMB Golf Course Maintenance Barn **C2**
GMF Grounds Maintenance Facility **F11**
GMGF Grounds Maintenance Greenhouse Facilities **E11**
■ The Graduate School (Young Hall - first floor) **H8**
■ Grand Prix Track (see Northwest Athletic Complex Inset)
GRIS Grissom Hall **H7**
GRS Grounds Service Building **E8**
GSMB Golf Storage Maintenance Building **C2**
HAAS Haas (Felix) Hall **G7**
HAGL Hagle (Marc and Sharon) Hall **F6**
HAMP Hampton (Delon and Elizabeth) Hall of Civil Engineering **G5**
HANS Hansen (Arthur G.) Life Sciences Research Building **F9**
HERL Herrick Acoustics **E8**
HGR4-7 Hangars, Numbers 4 through 7 **A11,12**
HGRH Horticultural Greenhouse **G9**
HIKS Hicks (John W.) Undergraduate Library **H8**
HLAB Herrick Laboratories **E8**
HMMT Hazardous Materials Management Trailer **H11**
HNLY Hanley (Bill and Sally) Hall **E7**
HOCK Hockmeyer (Wayne T. and Mary T.) Hall of Structural Biology **E9**
HORT Horticulture Building **G9**
HOVD Hovde (Frederick L.) Hall of Administration **G6**
HULL Hull All-American Marching Band **D6**
JNSN Johnson (Helen R.) Hall of Nursing **G6**
KFPC Kozuch Football Performance Complex **F3**
KNOY Knoy (Maurice G.) Hall of Technology **H6**
KRAN Krannert Building **H8**

KRCH Krach Leadership Center **E6**
LAMB Lambert (Ward L.) Fieldhouse and Gymnasium **G4**
LCCP Latino Cultural Center at Purdue **F6**
LG Lambert Green **G4**
■ Library, Main (see HIKS) **H8**
LILY Lilly Hall of Life Sciences **F8**
LMBS Lambertus Hall **H6**
LMSB Laboratory Materials Storage Building **H11**
LMST Laboratory Materials Storage Trailer **H11**
LOLC Land O'Lakes Center for Experiential Learning and Purina Pavilion **F9**
LSA Life Science Animal Building **F8**
LSPS Life Science Plant and Soils Laboratory **F8**
LSR Life Science Ranges (Greenhouse and Service Building) **F8**
LWSN Lawson (Richard and Patricia) Computer Science Building **F6**
LYLE Lyles-Porter Hall **F9**
LYNN Lynn (Charles J.) Hall of Veterinary Medicine **G10**
MACK Mackey (Guy J.) Arena **F, G4**
MANN Mann (Gerald D. and Edna E.) Hall **D8**
MATH Mathematical Sciences Building **G7**
ME Mechanical Engineering Building **H6**
MJIS Jischke (Martin C.) Hall of Biomedical Engineering **E9**
MMDC Materials Management and Distribution Center **F11**
MMS1 Materials Management Storage Building 1 **F12**
MOLL Mollenkopf Athletic Center **F3**
MRGN Morgan (Burton D.) Center for Entrepreneurship **D8**
MRRT Marriott Hall **F7,8**
MSEE Materials and Electrical Engineering Building **H5**
MTHW Matthews Hall **F8**
NACC Native American Educational and Cultural Center **F6**
NISW Niswonger Aviation Technology Building **B11**
NLSN Nelson (Philip E.) Hall of Food Science **G9**
OLMN Ollman (Melvin L.) Golfcart Barn **C1**
PAGE Page (Thomas A.) Pavilion **H12** (Inset)
■ Parking Operations (STEW) **H7**
PAO Pao (Yue-Kong) Hall of Visual and Performing Arts **H8**
PDYE Pete Dye Clubhouse **C2**
PFEN Pfendler (David C.) Hall of Agriculture **G8**
PFSB Physical Facilities Service Building **F12**
PGSC Purdue Graduate Student Center **H5**
■ Pharmacy (Purdue University Retail Pharmacy - RHPH) **G5**
PHYS Physics Building **G5**
PIEC Jischke (Patty) Early Care and Education Center **Purdue Research Park** (Inset)
PMRI Purdue Magnetic Resonance Imaging Facility **G9**
PMU Purdue Memorial Union **H7**
PMUC Purdue Memorial Union Club **H7**
POTR Potter (A.A.) Engineering Center **H6**
PRCE Peirce Hall **G7**
PRSV Printing Services Facility **F11**
PSYC Psychological Sciences Building **G6, 7**
PTCA Purdue Technology Center Aerospace **A8** (West Campus inset)
PUSH Purdue University Student Health Center **F, G5**
PVAB Purdue Village Administration Building **D9**
RAIL American Railway Building **H6**
RAWL Rawls (Jerry S.) Hall **H8**
RHPH Heine (Robert E.) Pharmacy Building **G5**
SC Stanley Coulter Hall **G7**
SCHM Helen B. Schleman Hall **G7**
SCHO Global Policy Research Institute (Schowe House) **F1**
SCPA Slayer Center of Performing Arts **E4**
SIML Holleman-Niswonger Simulator Center **A11**
SMLY Smalley (John C.) Center for Housing and Food Services Administration **D6**
SMTH Smith Hall **F8**
SOIL Soil Erosion Laboratory, National **E9**
SPUR Spurgeon (Tom) Golf Training Center **C1**
STDM Ross-Ade Stadium (includes Ross-Ade Pavilion [RAP]) **F3**
STEW Stewart Center (includes Welcome Center) **H7**
STON Stone (Winthrop E.) Hall **G8**
■ Student Health Center (see PUSH) **G5**
TEL Telecommunications Building **F7**
TERM Terminal Building **B11**
TERY Terry (Oliver P.) House **E8, 9**
TREC Turf Recreation Exercise Center **D6**
TSWF Transportation Service Wash Facility **G12**
UC University Church **I7**
UNIV University Hall **G7**
UPOB Utility Plant Office Building **H11**
UPOF Utility Plant Office Facility **H10**
UPSB Utility Plant Storage Building **G11**
VA1 Veterinary Animal Isolation Building 1 **G10**
VA2 Veterinary Animal Isolation Building 2 **G10**
VCPR Veterinary Center for Paralysis Research **G10**
VLAB Veterinary Laboratory Animal Building **G10**
VMIF Veterinary Medicine Isolation Facility **G10**

VOIN Voinoff (Samuel) Golf Pavilion **C1**
VPRB Veterinary Pathobiology Research Building **F9, 10**
VPTH Veterinary Pathology Building **G9**
WADE Wade (Walter W.) Utility Plant **H11**
WALC Wilmeth (Thomas S. and Harvey D.) Active Learning Center **G6**
WANG Wang (Seng-Liang) Hall **H5**
■ Welcome Center (see STEW) **H7**
WEST Westwood (President's Home) **A5, 6**
WGLR Women's Golf Locker Room **D1**
WSLR Whistler (Roy L.) Hall of Agricultural Research **G8**
WTHR Wetherill (Richard Benbridge) Laboratory of Chemistry **G7**
YONG Young (Ernest C.) Hall **H8**

West Campus Detail (A8-10 inset)

HARF Hypersonics and Applied Research Facility
† **ZL1** Combustion Research Laboratory
† **ZL2** Gas Dynamics Research Laboratory
† **ZL3** High Pressure Research Laboratory
† **ZL4** Propulsion Research Laboratory
† **ZL5** Turbomachinery Fluid Dynamics Laboratory
† **ZL8** High Pressure Combustion Laboratory
† **ZL9** Zucrow High Speed Propulsion Lab

Residence & Dining Facilities

CARY Cary (Franklin Levering) Quadrangle **F4**
*** DUHM** Duhme (Ophelia) Residence Hall **E7**
ERHT Earhart (Amelia) Residence Hall **D7**
FORD Ford (Fred and Mary) Dining Court **E4**
FST First Street Towers **D7**
HARR Harrison (Benjamin) Residence Hall **C7**
HAWK Hawkins (George A.) Hall **H8**
HCRN Honors College and Residences North **E7**
HCRS Honors College and Residences South **E7**
HILL Hillenbrand Residence Hall **C7**
HILP Hilltop Apartments **E3**
MCUT McCutcheon (John T.) Residence Hall **C7**
MRDH Meredith (Virginia C.) Residence Hall **D7**
MRDS Meredith (Virginia C.) Residence Hall South **D7**
OWEN Owen (Richard) Residence Hall **E4**
PKRF Parker (Frieda) Residence Hall (formerly Griffin Residence Halls) **E6**
PKRW Parker (Winifred) Residence Hall (formerly Griffin Residence Halls) **E6**
PVAB Purdue Village Administration Building **D9**
PVCC Purdue Village Community Center **C8**
PVIL Purdue Village **C, D9, 10**
*** SHLY** Shealy (Frances M.) Residence Hall **E7**
SHRV Shreve (Eleanor B.) Residence Hall **D7**
SMLY Smalley (John C.) Center for Housing and Food Services Administration **D6**
TARK Tarkington (Newton Booth) Residence Hall **E5**
*** VAWT** Vawter (Everett B.) Residence Hall **E6**
*** WARN** Warren (Martha E. and Eugene K.) Residence Hall **E7**
WDCT Wiley Dining Court **E6**
WILY Wiley (Harvey W.) Residence Hall **E6**
*** WOOD** Wood (Elizabeth G. and William R.) Residence Hall **E7**

Northwest Athletic Complex (C2-3 inset)

BBCH Purdue Baseball Clubhouse
BBPB Purdue Baseball Press Box
SBCH Purdue Softball Clubhouse
SBPB Purdue Softball Press Box
SCHW Schwartz (Dennis J. and Mary Lou) Tennis Center
SOCC Purdue Women's Soccer Building

Parking Garages

Parking garages are for permitted parking during weekdays. Parking becomes free and open to the public on most nights and weekends. The Grant Street garage (PGG) has paid visitor parking at all times. **Visitors may purchase day parking passes in advance at purdue.edu/parking. Visitor passes are not valid in the Grant Street garage.**

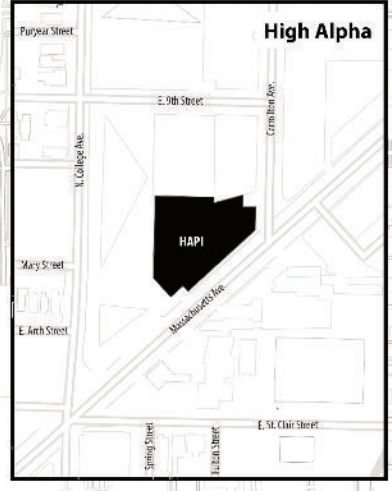
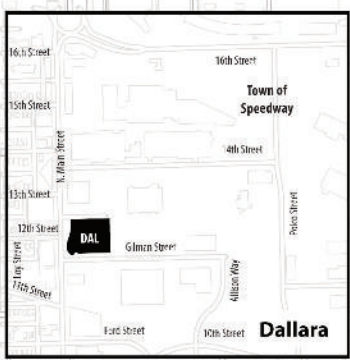
PGG Parking Garage, Grant Street **I7**
PGH Parking Garage, Harrison Street **F9**
PGMD Parking Garage, McCutcheon Drive **C7** (residence hall permit required)
PGNW Parking Garage, Northwestern Avenue **H5**
PGU Parking Garage, University Street **F7**
PGW Parking Garage, Wood Street **H8**

* Windsor Residence Halls

† Part of Maurice J. Zucrow Laboratories

PURDUE UNIVERSITY




INDIANAPOLIS CAMPUS AND FACILITIES



BUILDING INDEX

- AD** University Hall D9
 - AMP** the AMP at 16 Tech A4
 - BS** Business/SPEA D9
 - CA** Cavanaugh Hall D9
 - CE** Campus Center D9
 - DAL** Dallara (Inset top left)
 - EL** Science & Engineering Laboratory Building E9
 - ES** Education/Social Work D9
 - ET** Engineering/Technology Building E9
 - HAPI** High Alpha/Bottlevorks District (Inset top right)
 - HO** University Tower D
 - HR** Eskenazi Hall E10
 - IF** IU Athletic and Fitness Center D11
 - IH** Inlow Hall (Lawrence) F9
 - IO** Innovation Hall F9
 - IP** Hine Hall D8
 - IT** Informatics and Communications Technology Complex F9
 - LD** Science Building E9
 - LE** Lecture Hall D9
 - LUX** LUX on Capitol HB
 - MT** Madam Walker Legacy Center F8
 - NH (HM)** North Hall E8
 - NU** Nursing School C8
 - OT** Ott Building (IU Police) D6
 - PE** Natatorium D10
 - RG** Health Sciences Building - Campus Health C7
 - SL** Engineering, Science & Technology Building E9
 - UC** Taylor Hall (Joseph T.) D9
 - UH** University Hospital & Pharmacy C8
 - UL** University Library E9
- ASB** Future site of Academic Success Building F8

LEGEND

-  Campus Facilities
-  Residence Facilities
-  Parking Facilities

