



Fall 2003
International Student and Scholar
Enrollment & Statistical Report

A total of 5,094 students from abroad, representing 126 countries and 681 international faculty and staff representing 70 nations, claim Purdue University as their home this fall semester.

The University's total international student enrollment ranks:

- 1st among all public institutions
- 1st in the Big Ten
- 2nd in the nation

The international student body comprises 13.1% of the total number of enrolled students, an all time high.

International undergraduate students comprise 6.7% of the total undergraduate body, or 2,081 students. A total of 3,013 international graduate and professional students represents 37.7% of all students at this level of study.

Slightly more than 70% of all international students hail from Asia. Engineering (45.5%), Science (14.7%), Management (13.3%), Liberal Arts (6.8%), and Agriculture (4.6%) enroll the highest percentages of students from abroad. Thirty-six countries have 20 or more students represented and all but two of the top ten sending countries are Asian.

India ranks first (1,027) in total enrollment while the People's Republic of China (797) is second. South Korea (600), Indonesia (262), Malaysia (243), Taiwan (197), Turkey (143), Canada (137), Pakistan (105), and Japan (89) round out the top ten.

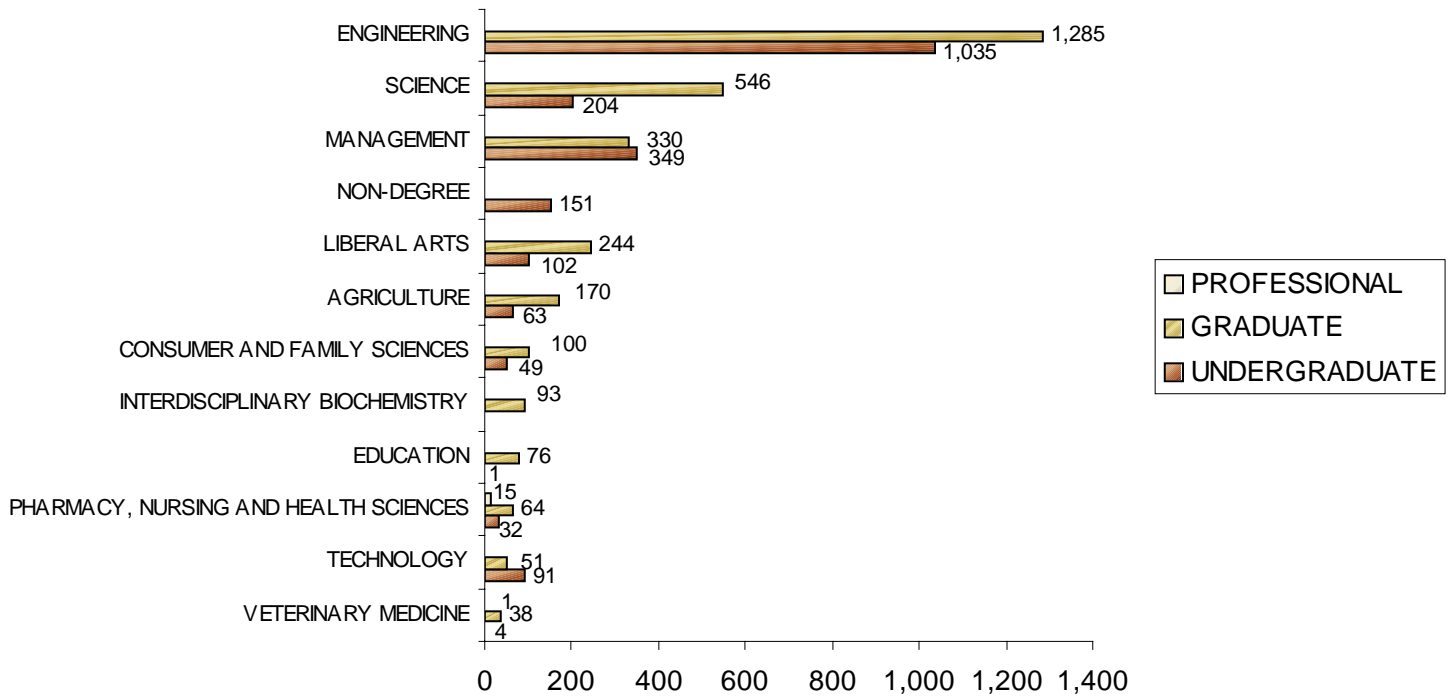
China (120), India (102), South Korea (91), Canada (30), Japan (27), Russia (23), France (22), Spain (22), Germany (19), Brazil (16), United Kingdom (16), and Taiwan (15) are the top ten sending countries for international faculty and staff. The majority of international scholars are in life sciences (138), engineering (113), agriculture (105), and physical sciences (93).

Questions and comments concerning this report should be directed to Dr. Michael A. Brzezinski, Director, Office of International Students & Scholars, 765-494-7084 or mbrzezinski@purdue.edu.

Total Enrollment by School

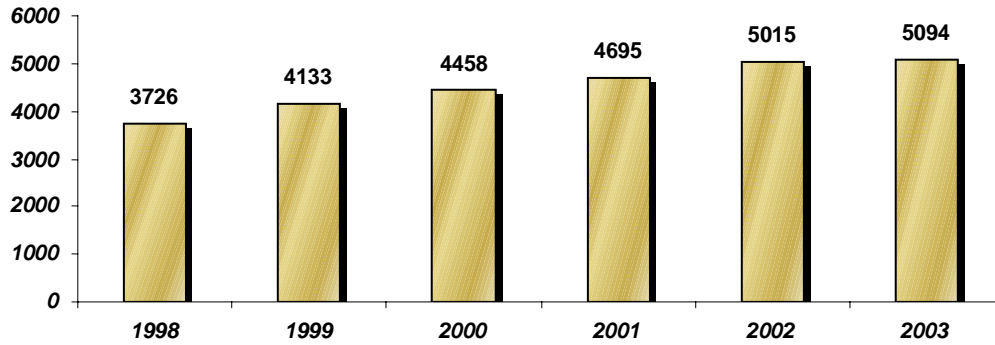
	UNDERGRADUATE	GRADUATE	PROFESSIONAL	Total
AGRICULTURE	63	170		233
CONSUMER AND FAMILY SCIENCES	49	100		149
EDUCATION	1	76		77
ENGINEERING	1,035	1,285		2,320
LIBERAL ARTS	102	244		346
MANAGEMENT	349	330		679
PHARMACY, NURSING AND HEALTH SCIENCES	32	64	15	111
SCIENCE	204	546		750
TECHNOLOGY	91	51		142
VETERINARY MEDICINE	4	38	1	43
NON-DEGREE	151			151
INTERDISCIPLINARY BIOCHEMISTRY		93		93
Total	2,101	2,897	16	5,094

Enrollment by School

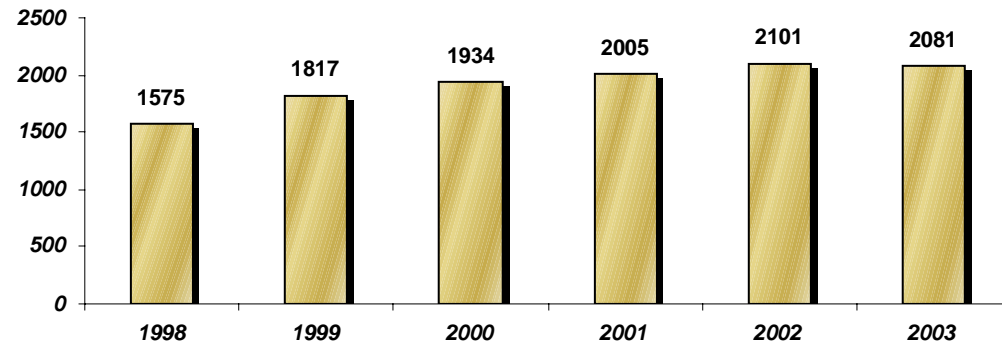


International Student Enrollment 1998-2003

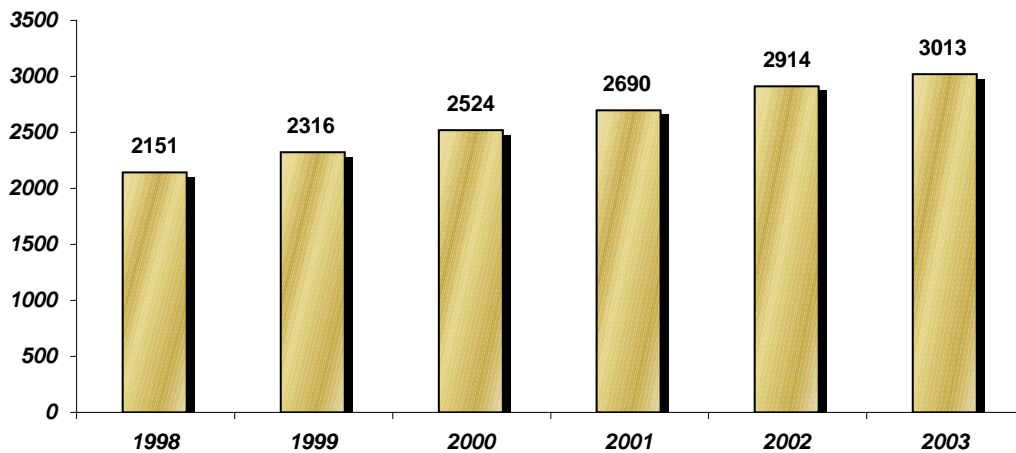
Total Enrollment



Total Undergraduate Enrollment

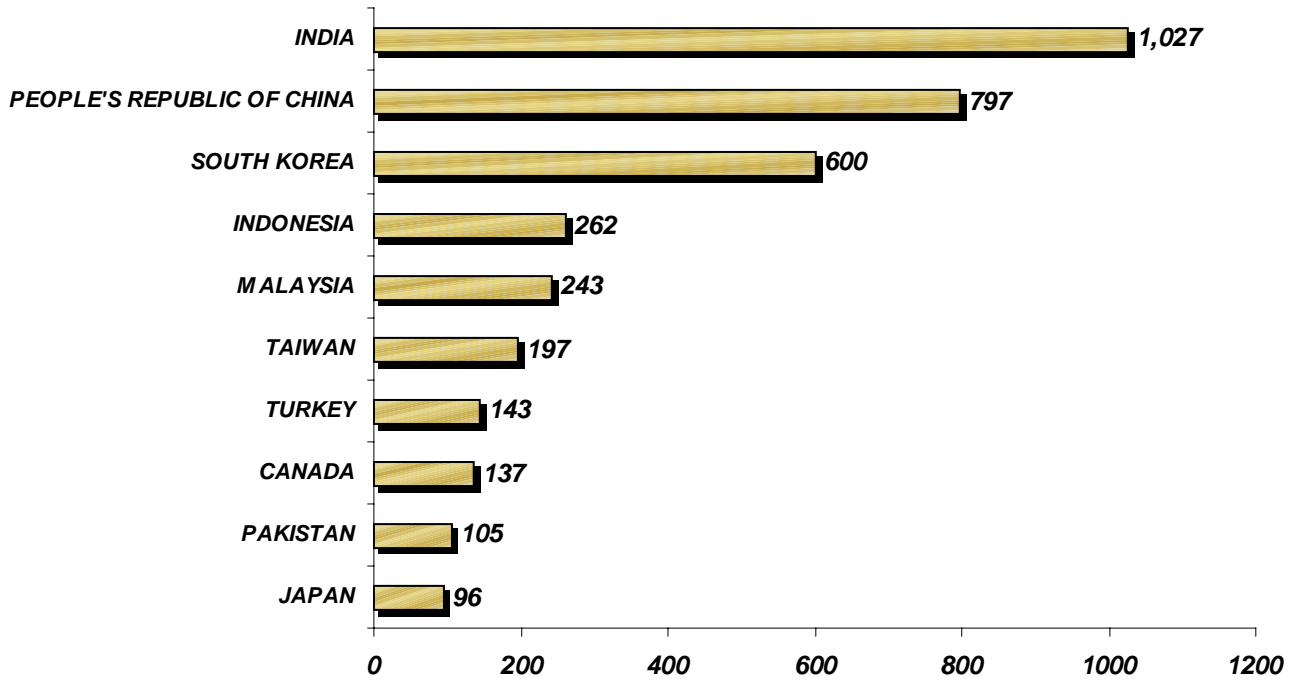


Total Graduate & Professional Enrollment

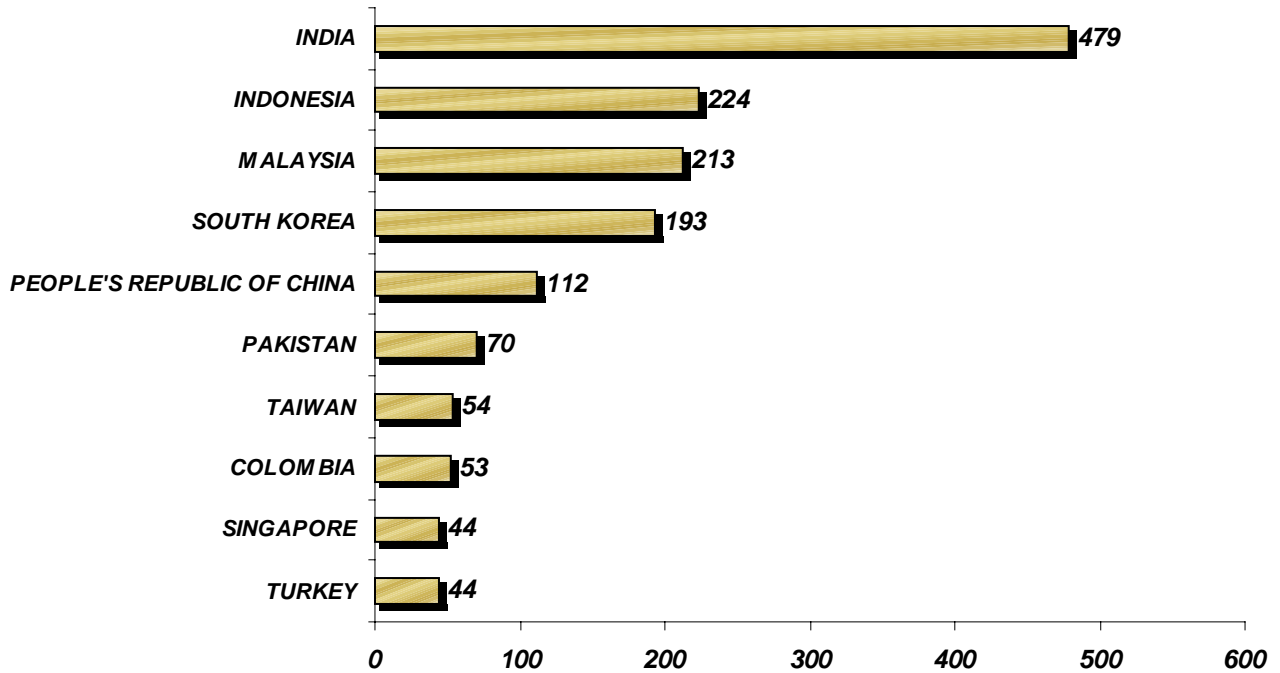


Top Ten Enrollment by Country

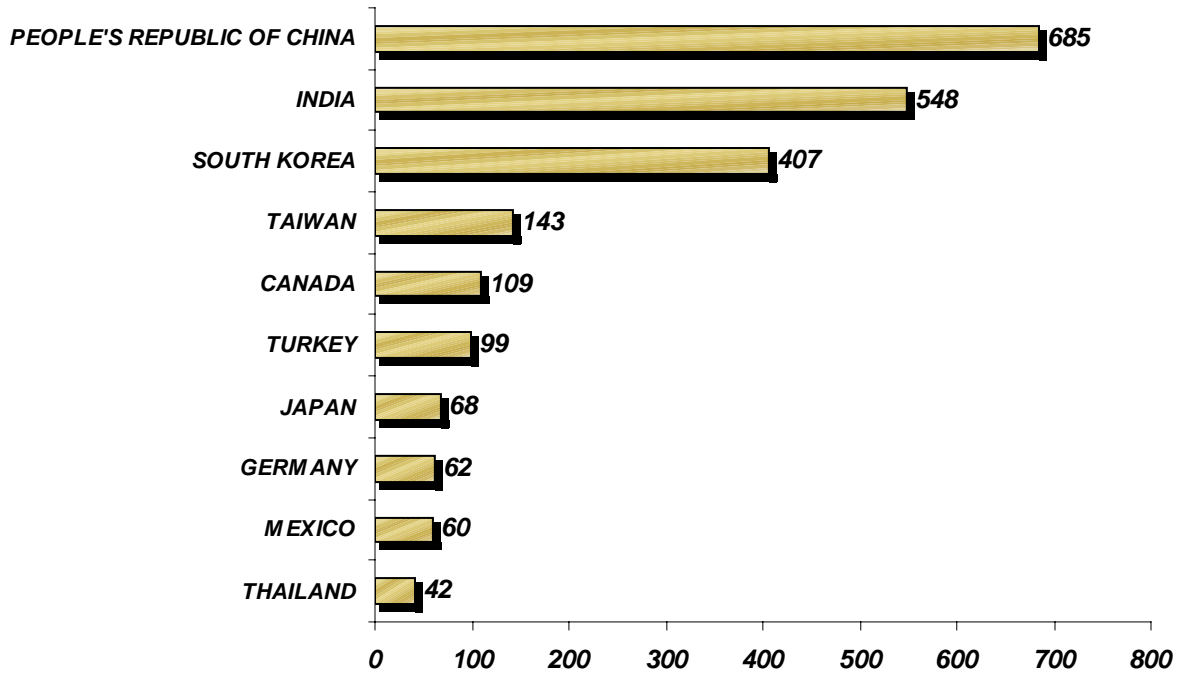
Top Ten by Total Enrollment



Top Ten by Undergraduate Enrollment



Top Ten by Graduate Enrollment



Enrollment by Country

Total Enrollment by Country - 126 Countries			
AFGHANISTAN	1	MACAO (SAR-PRC)	4
ALBANIA	4	MACEDONIA	1
ANGOLA	1	MALAWI	1
ARGENTINA	22	MALAYSIA	243
ARMENIA	1	MALDIVES	2
AUSTRALIA	21	MALI	2
AUSTRIA	7	MAURITIUS	1
BAHRAIN	3	MEXICO	86
BANGLADESH	31	MOLDOVA	2
BARBADOS	1	MONGOLIA	6
BELARUS	4	MOROCCO	4
BELGIUM	7	MOZAMBIQUE	3
BELIZE	3	NEPAL	4
BOLIVIA	18	NETHERLANDS	15
BOSNIA AND HERZEGOVINA	2	NEW ZEALAND	4
BOTSWANA	4	NICARAGUA	10
BRAZIL	42	NIGER	1
BULGARIA	8	NIGERIA	22
BURKINA FASO	1	NORWAY	2
BURMA	1	OMAN	4
CAMEROON	1	PAKISTAN	105
CANADA	137	PANAMA	26
CHILE	12	PARAGUAY	1
COLOMBIA	82	PEOPLE'S REPUBLIC OF CHINA	797
COSTA RICA	23	PERU	37
COTE d'IVOIRE	1	PHILIPPINES	10
CROATIA	4	POLAND	22
CYPRUS	17	PORTUGAL	4
CZECH REPUBLIC	5	QATAR	1
DENMARK	6	REPUBLIC OF SOUTH AFRICA	7
DOMINICAN REPUBLIC	3	REPUBLIC OF THE CONGO	1
ECUADOR	36	ROMANIA	32
EGYPT	29	RUSSIA	45
EL SALVADOR	14	SAUDI ARABIA	15
ETHIOPIA	10	SENEGAL	3
FINLAND	1	SIERRA LEONE	2
FRANCE	39	SINGAPORE	55
GAMBIA	1	SLOVENIA	1
GEORGIA	1	SOUTH KOREA	600
GERMANY	78	SPAIN	19
GHANA	16	SRI LANKA	28
GREECE	17	SAINT VINCENT AND THE GRENADINES	1
GUATEMALA	34	SUDAN	1
HAITI	2	SWEDEN	15
HONDURAS	9	SWITZERLAND	3
HONG KONG (SAR-PRC)	41	SYRIA	3
HUNGARY	10	TAIWAN	197
ICELAND	3	TANZANIA	4
INDIA	1,027	THAILAND	66
INDONESIA	262	TOGO	1
IRAN	21	TRINIDAD AND TOBAGO	5
IRELAND	9	TUNISIA	1
ISRAEL	2	TURKEY	143
ITALY	25	UGANDA	2
JAMAICA	4	UKRAINE	16
JAPAN	96	UNITED ARAB EMIRATES	10
JORDAN	21	UNITED KINGDOM	38
KAZAKHSTAN	2	URUGUAY	1
KENYA	11	UZBEKISTAN	2
KUWAIT	17	VENEZUELA	15
LEBANON	13	VIETNAM	2
LIBERIA	1	YUGOSLAVIA	6
LITHUANIA	1	ZAMBIA	3
LUXEMBOURG	1	ZIMBABWE	4
Total			5094

Hong Kong and Macao are listed separately for historical purposes only and are not counted as countries.

Undergraduate Enrollment by Country			
ALBANIA	1	MALI	1
ANGOLA	1	MEXICO	26
ARGENTINA	3	MOROCCO	1
AUSTRALIA	12	NEPAL	1
AUSTRIA	3	NETHERLANDS	5
BAHRAIN	3	NEW ZEALAND	3
BANGLADESH	10	NICARAGUA	8
BELARUS	1	NIGER	1
BELIZE	2	NIGERIA	13
BOLIVIA	14	NORWAY	1
BOTSWANA	3	OMAN	3
BRAZIL	15	PAKISTAN	70
BULGARIA	1	PANAMA	22
BURMA	1	PARAGUAY	1
CANADA	28	PEOPLE'S REPUBLIC OF CHINA	112
CHILE	5	PERU	11
COLOMBIA	53	PHILIPPINES	1
COSTA RICA	14	POLAND	14
COTE d'IVOIRE	1	QATAR	1
CROATIA	2	REPUBLIC OF SOUTH AFRICA	3
CYPRUS	4	REPUBLIC OF THE CONGO	1
DENMARK	6	ROMANIA	2
DOMINICAN REPUBLIC	2	RUSSIA	6
ECUADOR	20	SAUDI ARABIA	12
EGYPT	2	SENEGAL	2
EL SALVADOR	11	SIERRA LEONE	1
ETHIOPIA	4	SINGAPORE	44
FRANCE	7	SOUTH KOREA	193
GERMANY	16	SPAIN	5
GHANA	3	SRI LANKA	11
GREECE	5	SAINT VINCENT AND THE GRENADINES	1
GUATEMALA	27	SUDAN	1
HONDURAS	5	SWEDEN	11
HONG KONG (SAR-PRC)	30	SWITZERLAND	1
HUNGARY	1	SYRIA	3
INDIA	479	TAIWAN	54
INDONESIA	224	TANZANIA	2
IRAN	6	THAILAND	24
IRELAND	6	TRINIDAD AND TOBAGO	2
ISRAEL	2	TURKEY	44
ITALY	5	UKRAINE	1
JAPAN	28	UNITED ARAB EMIRATES	10
JORDAN	5	UNITED KINGDOM	27
KAZAKHSTAN	1	UZBEKISTAN	1
KENYA	3	VENEZUELA	6
KUWAIT	15	VIETNAM	1
LEBANON	7	YUGOSLAVIA	1
MACAO (SAR-PRC)	2	ZAMBIA	1
MALAYSIA	213	ZIMBABWE	3
Total			2081

Hong Kong and Macao are listed separately for historical purposes only and are not counted as countries.

Graduate & Professional Enrollment by Country			
AFGHANISTAN	1	LUXEMBOURG	1
ALBANIA	3	MACAO (SAR-PRC)	2
ARGENTINA	19	MACEDONIA	1
ARMENIA	1	MALAWI	1
AUSTRALIA	9	MALAYSIA	30
AUSTRIA	4	MALDIVES	2
BANGLADESH	21	MALI	1
BARBADOS	1	MAURITIUS	1
BELARUS	3	MEXICO	60
BELGIUM	7	MOLDOVA	2
BELIZE	1	MONGOLIA	6
BOLIVIA	4	MOROCCO	3
BOSNIA AND HERZEGOVINA	2	MOZAMBIQUE	3
BOTSWANA	1	NEPAL	3
BRAZIL	27	NETHERLANDS	10
BULGARIA	7	NEW ZEALAND	1
BURKINA FASO	1	NICARAGUA	2
CAMEROON	1	NIGERIA	9
CANADA	109	NORWAY	1
CHILE	7	OMAN	1
COLOMBIA	29	PAKISTAN	35
COSTA RICA	9	PANAMA	4
CROATIA	2	PEOPLE'S REPUBLIC OF CHINA	685
CYPRUS	13	PERU	26
CZECH REPUBLIC	5	PHILIPPINES	9
DOMINICAN REPUBLIC	1	POLAND	8
ECUADOR	16	PORTUGAL	4
EGYPT	27	REPUBLIC OF SOUTH AFRICA	4
EL SALVADOR	3	ROMANIA	30
ETHIOPIA	6	RUSSIA	39
FINLAND	1	SAUDI ARABIA	3
FRANCE	32	SENEGAL	1
GAMBIA	1	SIERRA LEONE	1
GEORGIA	1	SINGAPORE	11
GERMANY	62	SLOVENIA	1
GHANA	13	SOUTH KOREA	407
GREECE	12	SPAIN	14
GUATEMALA	7	SRI LANKA	17
HAITI	2	SWEDEN	4
HONDURAS	4	SWITZERLAND	2
HONG KONG (SAR-PRC)	11	TAIWAN	143
HUNGARY	9	TANZANIA	2
ICELAND	3	THAILAND	42
INDIA	548	TOGO	1
INDONESIA	38	TRINIDAD AND TOBAGO	3
IRAN	15	TUNISIA	1
IRELAND	3	TURKEY	99
ITALY	20	UGANDA	2
JAMAICA	4	UKRAINE	15
JAPAN	68	UNITED KINGDOM	11
JORDAN	16	URUGUAY	1
KAZAKHSTAN	1	UZBEKISTAN	1
KENYA	8	VENEZUELA	9
KUWAIT	2	VIETNAM	1
LEBANON	6	YUGOSLAVIA	5
LIBERIA	1	ZAMBIA	2
LITHUANIA	1	ZIMBABWE	1
Total			3013

Hong Kong and Macao are listed separately for historical purposes only and are not counted as countries.

New International Student Enrollment by Country

New International Student Enrollment by Country			
AFGHANISTAN	1	KUWAIT	7
ARGENTINA	4	LEBANON	2
ARMENIA	1	LIBERIA	1
AUSTRALIA	6	MACAO (SAR-PRC)	1
AUSTRIA	1	MALAYSIA	28
BANGLADESH	5	MAURITIUS	1
BELARUS	2	MEXICO	19
BELGIUM	4	MOLDOVA	1
BELIZE	2	NETHERLANDS	1
BOLIVIA	6	NEW ZEALAND	1
BRAZIL	5	NIGERIA	2
BULGARIA	3	OMAN	1
CAMEROON	1	PAKISTAN	11
CANADA	40	PANAMA	2
CHILE	3	PEOPLE'S REPUBLIC OF CHINA	144
COLOMBIA	15	PERU	14
COTE D'IVOIRE	1	PHILIPPINES	3
COSTA RICA	8	POLAND	16
CYPRUS	3	PORTUGAL	1
CZECH REPUBLIC	1	REPUBLIC OF SOUTH AFRICA	1
DENMARK	6	ROMANIA	5
ECUADOR	8	RUSSIA	9
EGYPT	2	SAUDI ARABIA	8
EL SALVADOR	2	SENEGAL	2
ETHIOPIA	1	SIERRA LEONE	1
FINLAND	1	SINGAPORE	14
FRANCE	12	SOUTH KOREA	151
GEORGIA	1	SPAIN	5
GERMANY	32	SRI LANKA	6
GHANA	2	SWEDEN	11
GREECE	7	SWITZERLAND	2
GUATEMALA	4	TAIWAN	42
HAITI	1	TANZANIA	1
HONG KONG (SAR-PRC)	12	THAILAND	12
HUNGARY	1	TRINIDAD AND TOBAGO	1
ICELAND	1	TURKEY	23
INDIA	201	UKRAINE	2
INDONESIA	34	UNITED ARAB EMIRATES	1
IRAN	4	UNITED KINGDOM	18
IRELAND	7	VENEZUELA	4
ITALY	2	VIETNAM	2
JAMAICA	2	YUGOSLAVIA	1
JAPAN	36	ZAMBIA	1
JORDAN	5	ZIMBABWE	1
KAZAKHSTAN	1		
Total			1077

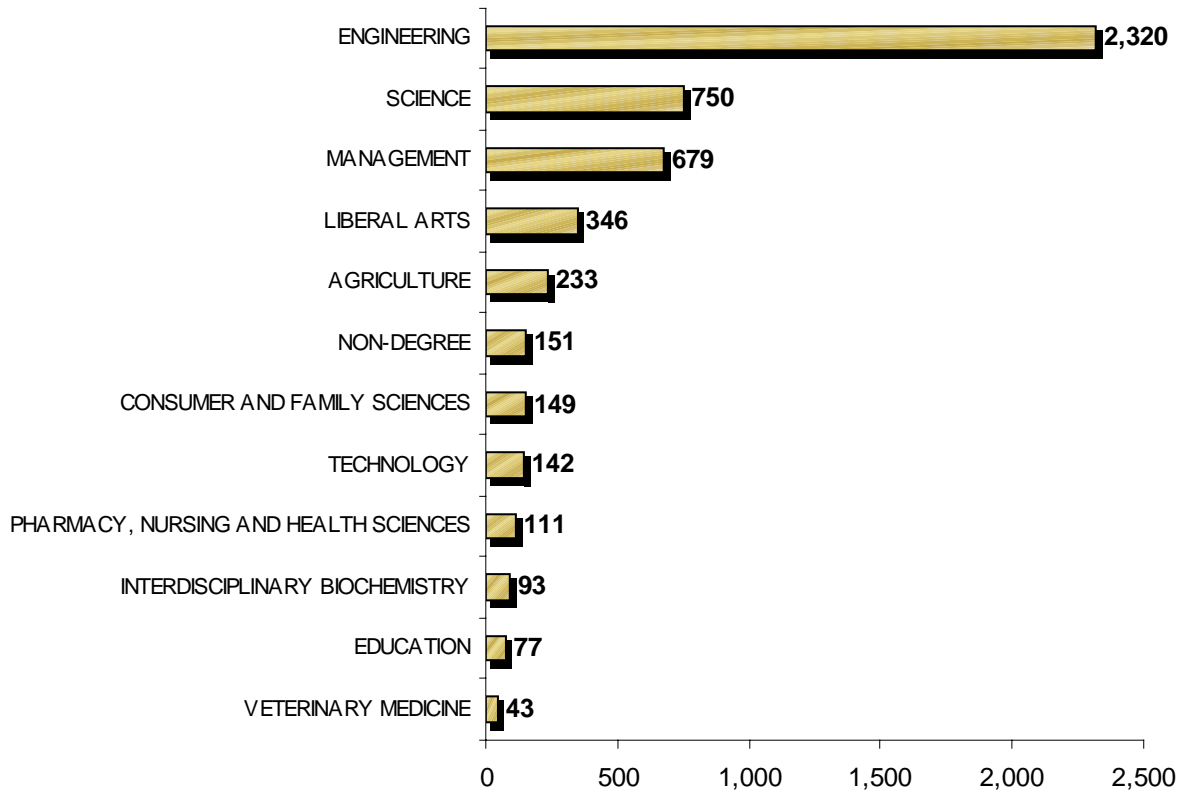
Hong Kong and Macao are listed separately for historical purposes only and are not counted as countries.

Enrollment by Curricula

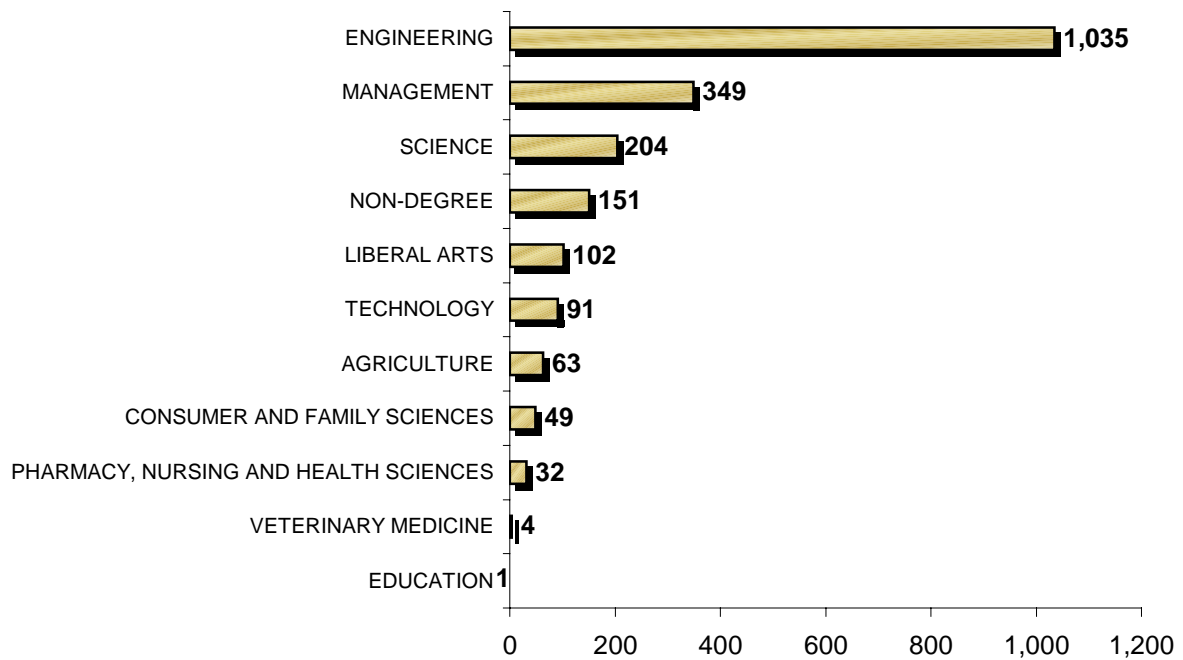
	UNDERGRADUATE	GRADUATE	PROFESSIONAL	Total
AGRICULTURE	63	170		233
CONSUMER AND FAMILY SCIENCES	49	100		149
EDUCATION	1	76		77
ENGINEERING	1,035	1,285		2,320
LIBERAL ARTS	102	244		346
MANAGEMENT	349	330		679
NON-DEGREE	151			151
PHARMACY, NURSING AND HEALTH SCIENCES	32	64	15	111
SCIENCE	204	546		750
TECHNOLOGY	91	51		142
INTERDISCIPLINARY BIOCHEMISTRY		93		93
VETERINARY MEDICINE	4	38	1	43
Total	2,101	2,897	17	5,094

Enrollment by Curricula

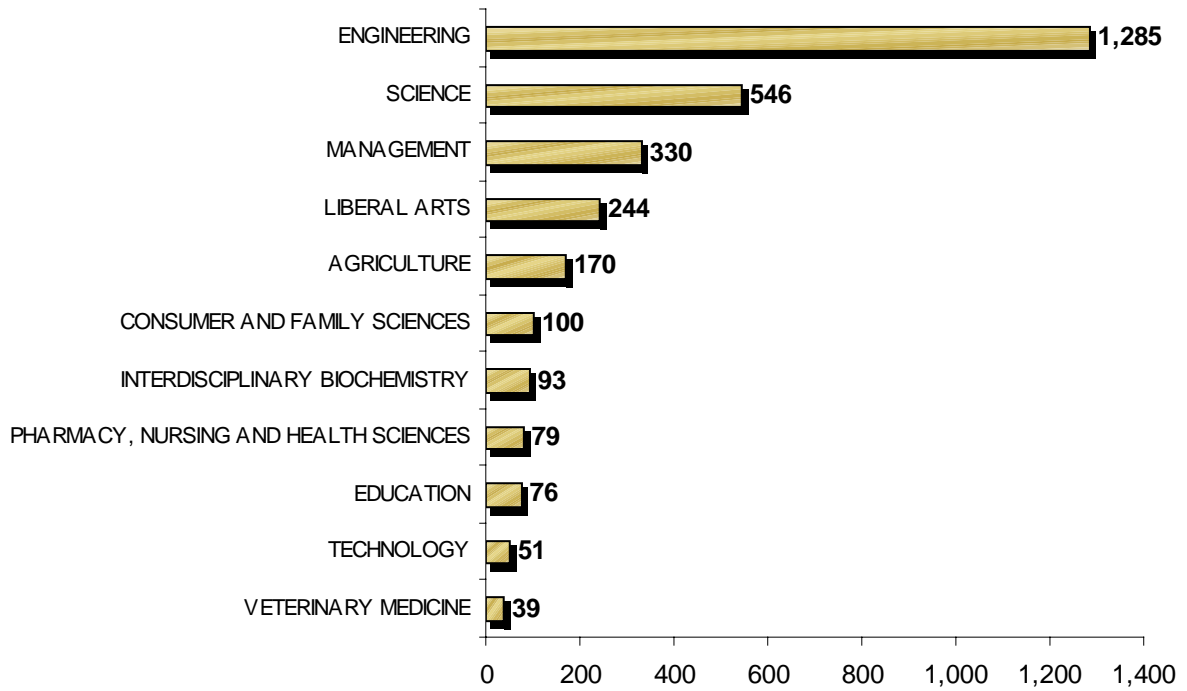
Total Enrollment by Curricula



Total Undergraduate Enrollment by Curricula



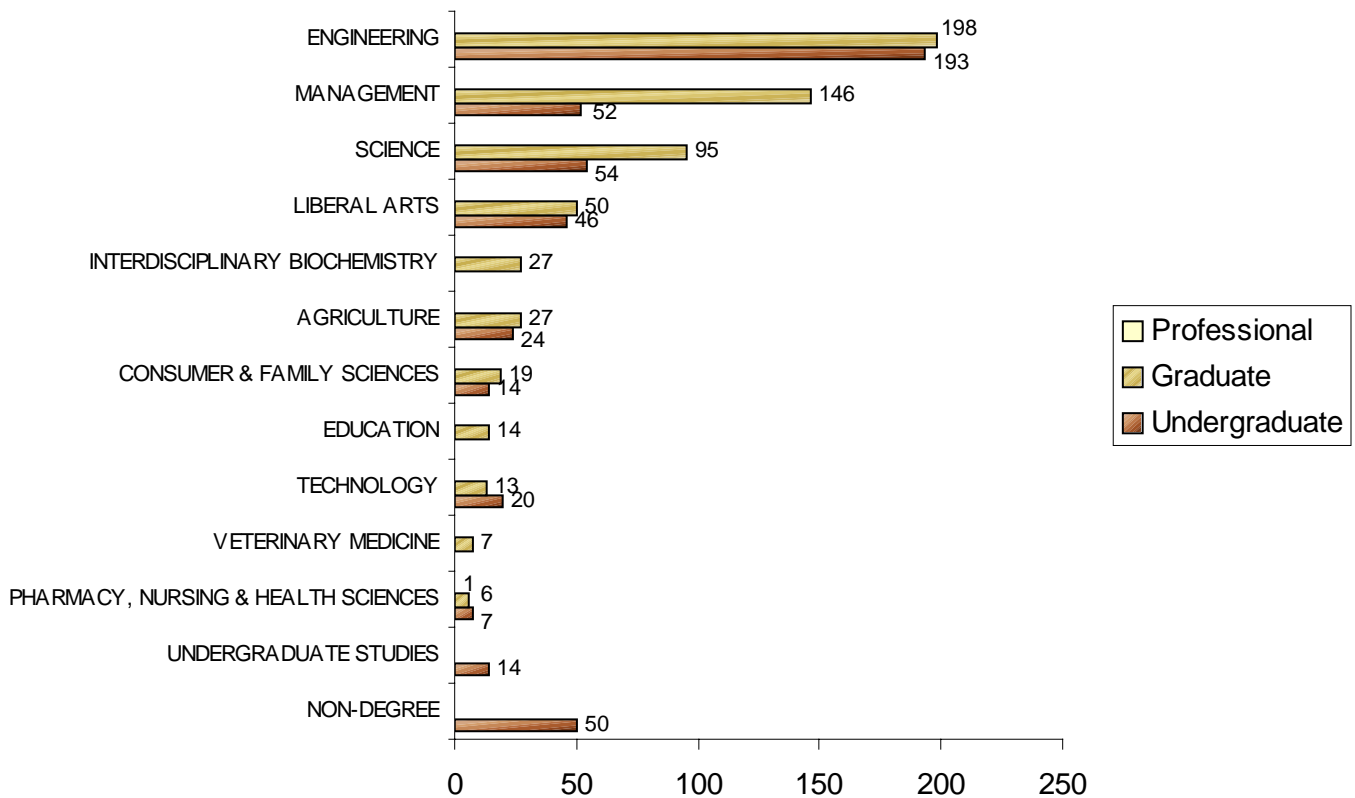
Total Graduate & Professional Enrollment by Curricula



New International Student Enrollment by Curricula

School	Undergraduate	Graduate	Professional	Total
AGRICULTURE	24	27	0	51
CONSUMER & FAMILY SCIENCES	14	19	0	33
EDUCATION	0	14	0	14
ENGINEERING	193	198	0	391
INTERDISCIPLINARY BIOCHEMISTRY	0	27	0	27
LIBERAL ARTS	46	50	0	96
MANAGEMENT	52	146	0	198
NON-DEGREE	50	0	0	50
PHARMACY, NURSING & HEALTH SCIENCES	7	6	1	14
SCIENCE	54	95	0	149
TECHNOLOGY	20	13	0	33
UNDERGRADUATE STUDIES	14	0	0	14
VETERINARY MEDICINE	0	7	0	7
TOTAL	474	602	1	1077

New International Student Enrollment by Curricula





AGRICULTURE

	Undergraduate	Graduate	Professional	Total
ARGENTINA		2		2
AUSTRALIA		2		2
BANGLADESH		1		1
BELGIUM		5		5
BOLIVIA		1		1
BRAZIL		6		6
CAMEROON		1		1
CANADA		14		14
COLOMBIA	1	1		2
COSTA RICA		2		2
CZECH REPUBLIC		2		2
DENMARK	2			2
ECUADOR	1	4		5
EGYPT		1		1
EL SALVADOR		1		1
ETHIOPIA		3		3
FRANCE		3		3
GERMANY		1		1
GHANA		3		3
GREECE	2	1		3
GUATEMALA	2	2		4
HAITI		1		1
HONDURAS		1		1
HONG KONG (SAR-PRC)	1			1
HUNGARY	1	1		2
INDIA	1	24		25
INDONESIA	20	2		22
IRAN	1			1
IRELAND	5	2		7
ISRAEL	1			1
JAMAICA		1		1
JAPAN	3	2		5
JORDAN		2		2
KENYA		4		4
LEBANON		1		1
MALAYSIA	4	2		6
MEXICO	2	1		3
MONGOLIA		1		1
MOZAMBIQUE		3		3
NEPAL	1	1		2
NICARAGUA	1	2		3
NIGERIA		2		2
PAKISTAN		1		1



AGRICULTURE, CONTINUED

	Undergraduate	Graduate	Professional	Total
PANAMA	2			2
PEOPLE'S REPUBLIC OF CHINA		29		29
PHILIPPINES		1		1
ROMANIA		1		1
RUSSIA		2		2
SAUDI ARABIA	1			1
SIERRA LEONE		1		1
SOUTH KOREA	1	12		13
SWEDEN	5	1		6
TAIWAN	1	2		3
TANZANIA		1		1
THAILAND		2		2
TRINIDAD AND TOBAGO	1			1
TURKEY	1	3		4
UKRAINE		2		2
UNITED KINGDOM	1	1		2
URUGUAY		1		1
VENEZUELA		1		1
ZIMBABWE	1			1
TOTAL	63	170		233



CONSUMER and FAMILY SCIENCES

	Undergraduate	Graduate	Professional	Total
BRAZIL	1	2		3
BULGARIA		1		1
CANADA	2	2		4
CHILE	1			1
COLOMBIA	1	1		2
CYPRUS		2		2
ECUADOR	1	1		2
FRANCE	3	1		4
GERMANY	1			1
GUATEMALA	1			1
HONDURAS		1		1
INDIA	8	6		14
INDONESIA	1	1		2
JAPAN	1			1
KUWAIT	2			2
MALAYSIA		1		1
MEXICO	1	1		2
NETHERLANDS	1			1
OMAN		1		1
PAKISTAN		1		1
PANAMA		1		1
PEOPLE'S REPUBLIC OF CHINA		28		28
PERU	2	2		4
PHILIPPINES		1		1
POLAND	3	1		4
PORTUGAL		1		1
ROMANIA		1		1
RUSSIA		1		1
SENEGAL	1			1
SINGAPORE		1		1
SOUTH KOREA	9	21		30
SRI LANKA	2			2
SWEDEN	2			2
TAIWAN	2	16		18
THAILAND	1			1
TURKEY	1	3		4
UNITED KINGDOM	1			1
ZIMBABWE		1		1
TOTAL	49	100		149



EDUCATION				
	Undergraduate	Graduate	Professional	Total
AFGHANISTAN		1		1
ARGENTINA		1		1
BRAZIL		3		3
BURKINA FASO		1		1
CANADA		1		1
CYPRUS		1		1
ECUADOR		1		1
GERMANY		2		2
GHANA		2		2
GREECE		1		1
ICELAND		1		1
INDIA	1	3		4
INDONESIA		1		1
ITALY		1		1
JAMAICA		1		1
JAPAN		7		7
MACAO (SAR-PRC)		1		1
MALDIVES		1		1
MEXICO		2		2
MONGOLIA		3		3
MOROCCO		1		1
NEW ZEALAND		1		1
PEOPLE'S REPUBLIC OF CHINA		13		13
RUSSIA		2		2
SINGAPORE		1		1
SOUTH KOREA		10		10
TAIWAN		4		4
TURKEY		3		3
UGANDA		1		1
UKRAINE		3		3
UNITED KINGDOM		1		1
VENEZUELA		1		1
TOTAL	1	76		77



ENGINEERING

	Undergraduate	Graduate	Professional	Total
ALBANIA	1	1		2
ANGOLA	1			1
ARGENTINA	1	7		8
AUSTRALIA	6	3		9
AUSTRIA	3	1		4
BANGLADESH	9	10		19
BELIZE	1			1
BOLIVIA	1	2		3
BOSNIA AND HERZEGOVINA		2		2
BOTSWANA	1	1		2
BRAZIL	9	5		14
BULGARIA		1		1
CANADA	7	58		65
CHILE	2	3		5
COLOMBIA	25	14		39
COSTA RICA	6	1		7
COTE d'IVOIRE	1			1
CYPRUS	3	8		11
DOMINICAN REPUBLIC	1	1		2
ECUADOR	8	2		10
EGYPT	1	9		10
EL SALVADOR	6	2		8
ETHIOPIA		2		2
FRANCE	2	10		12
GERMANY	11	3		14
GHANA	1	5		6
GREECE	2	7		9
GUATEMALA	11	2		13
HONDURAS	2	2		4
HONG KONG (SAR-PRC)	14	8		22
ICELAND		1		1
INDIA	274	307		581
INDONESIA	124	29		153
IRAN	3	11		14
ITALY	3	3		6
JAMAICA		1		1
JAPAN	10	14		24
JORDAN	3	7		10
KENYA	2	1		3
KUWAIT	4	1		5
LEBANON	4	3		7
LUXEMBOURG		1		1
MACAO (SAR-PRC)	1			1
MALAYSIA	177	20		197
MAURITIUS		1		1
MEXICO	16	46		62
MOROCCO		1		1
NETHERLANDS	2			2
NEW ZEALAND	2			2
NICARAGUA	2			2
NIGERIA	4	4		8
NORWAY	1			1



ENGINEERING, CONTINUED

	Undergraduate	Graduate	Professional	Total
OMAN	3			3
PAKISTAN	27	29		56
PANAMA	13	3		16
PEOPLE'S REPUBLIC OF CHINA	17	238		255
PERU	3	6		9
PHILIPPINES		3		3
POLAND	1			1
PORTUGAL		1		1
QATAR	1			1
REPUBLIC OF SOUTH AFRICA	2	1		3
ROMANIA	2	1		3
RUSSIA	1	3		4
SAUDI ARABIA	7	1		8
SENEGAL	1	1		2
SINGAPORE	33	4		37
SOUTH KOREA	54	212		266
SPAIN	3	4		7
SRI LANKA	3	7		10
SAINT VINCENT AND THE GRENADINES	1			1
SUDAN	1			1
SWITZERLAND		1		1
SYRIA	2			2
TAIWAN	22	70		92
TANZANIA	1			1
THAILAND	13	27		40
TRINIDAD AND TOBAGO	1			1
TUNISIA		1		1
TURKEY	35	44		79
UKRAINE		1		1
UNITED ARAB EMIRATES	6			6
UNITED KINGDOM	8	2		10
VENEZUELA	4	2		6
YUGOSLAVIA	1	1		2
ZAMBIA	1	1		2
TOTAL	1,035	1,285		2,320



<i>INTERDISCIPLINARY BIOCHEMISTRY</i>				
	Undergraduate	Graduate	Professional	Total
BANGLADESH		1		1
BRAZIL		1		1
CANADA		2		2
EGYPT		1		1
FRANCE		1		1
INDIA		11		11
INDONESIA		1		1
JAPAN		2		2
MALAYSIA		2		2
PEOPLE'S REPUBLIC OF CHINA		26		26
PERU		1		1
PHILIPPINES		1		1
ROMANIA		1		1
SOUTH KOREA		13		13
SWEDEN		2		2
TAIWAN		14		14
THAILAND		5		5
TRINIDAD AND TOBAGO		1		1
TURKEY		4		4
UNITED KINGDOM		2		2
YUGOSLAVIA		1		1
TOTAL		93		93




LIBERAL ARTS				
	Undergraduate	Graduate	Professional	Total
ALBANIA		1		1
ARGENTINA		2		2
AUSTRALIA	1	1		2
AUSTRIA		2		2
BANGLADESH		3		3
BELARUS		1		1
BOLIVIA	4			4
BRAZIL		3		3
BULGARIA		2		2
CANADA	6	9		15
CHILE		3		3
COLOMBIA	7	7		14
COSTA RICA	1	1		2
CROATIA	1	2		3
CYPRUS		1		1
CZECH REPUBLIC		1		1
EGYPT		2		2
EL SALVADOR	2			2
ETHIOPIA	3			3
FINLAND		1		1
FRANCE	1	6		7
GERMANY		6		6
GHANA		1		1
GREECE		1		1
GUATEMALA	1			1
HONG KONG (SAR-PRC)	3			3
HUNGARY		1		1
INDIA	9	27		36
INDONESIA	3			3
IRELAND		1		1
ITALY		1		1
JAPAN	8	11		19
JORDAN		2		2
KENYA	1	2		3
KUWAIT	1	1		2
LEBANON		1		1
LITHUANIA		1		1
MACAO (SAR-PRC)	1			1
MACEDONIA		1		1
MALAYSIA	3	1		4
MEXICO	1	3		4
MOROCCO		1		1
NIGERIA	1	1		2
PAKISTAN	2	1		3
PANAMA	1			1
PARAGUAY	1			1




LIBERAL ARTS, CONTINUED

	Undergraduate	Graduate	Professional	Total
PEOPLE'S REPUBLIC OF CHINA	1	49		50
PERU	1	1		2
PORTUGAL		2		2
REPUBLIC OF SOUTH AFRICA		1		1
ROMANIA		5		5
RUSSIA		10		10
SAUDI ARABIA		1		1
SINGAPORE		2		2
SOUTH KOREA	15	29		44
SPAIN		6		6
SRI LANKA		1		1
TAIWAN	6	10		16
THAILAND	4			4
TURKEY		8		8
UGANDA		1		1
UKRAINE		1		1
UNITED ARAB EMIRATES	1			1
UNITED KINGDOM	11	1		12
UZBEKISTAN		1		1
YUGOSLAVIA		2		2
ZAMBIA		1		1
ZIMBABWE	1			1
TOTAL	102	244		346



MANAGEMENT				
	Undergraduate	Graduate	Professional	Total
ARGENTINA		5		5
AUSTRALIA	3	1		4
AUSTRIA		1		1
BANGLADESH	1	1		2
BELGIUM		1		1
BOLIVIA	7	1		8
BOTSWANA	1			1
BRAZIL	4	3		7
BULGARIA		1		1
CANADA	4	6		10
CHILE		1		1
COLOMBIA	16	4		20
COSTA RICA	4	3		7
CYPRUS	1			1
CZECH REPUBLIC		2		2
DENMARK	4			4
ECUADOR	6	1		7
EGYPT	1			1
EL SALVADOR	3			3
FRANCE		4		4
GEORGIA		1		1
GERMANY	3	43		46
GUATEMALA	10	1		11
HAITI		1		1
HONDURAS	3			3
HONG KONG (SAR-PRC)	3			3
HUNGARY		3		3
ICELAND		1		1
INDIA	85	43		128
INDONESIA	30	1		31
ISRAEL	1			1
ITALY	2	8		10
JAPAN	1	24		25
JORDAN	1			1
KAZAKHSTAN		1		1
KUWAIT	8			8
LEBANON	2			2
MALAYSIA	11	1		12
MEXICO	2	2		4
MOLDOVA		1		1
NETHERLANDS		9		9
NICARAGUA	5			5
NIGERIA	5			5
NORWAY		1		1
PAKISTAN	25			25
PANAMA	5			5
PEOPLE'S REPUBLIC OF CHINA	22	50		72



MANAGEMENT, CONTINUED

	Undergraduate	Graduate	Professional	Total
PERU	4	13		17
PHILIPPINES		1		1
POLAND	1	3		4
REPUBLIC OF SOUTH AFRICA		1		1
ROMANIA		3		3
RUSSIA	2	7		9
SAUDI ARABIA	1			1
SINGAPORE	2			2
SLOVENIA		1		1
SOUTH KOREA	35	37		72
SPAIN	2	2		4
SRI LANKA	2			2
SWEDEN	2			2
SYRIA	1			1
TAIWAN	10	11		21
THAILAND	3	3		6
TURKEY	1	13		14
UKRAINE		4		4
UNITED ARAB EMIRATES	1			1
UNITED KINGDOM	3			3
VENEZUELA		4		4
VIETNAM		1		1
TOTAL	349	330		679



NON-DEGREE				
	Undergraduate	Graduate	Professional	Total
ARGENTINA	2			2
CANADA	3			3
CHILE	2			2
COLOMBIA	2			2
COSTA RICA	2			2
DOMINICAN REPUBLIC	1			1
ECUADOR	1			1
GHANA	1			1
GUATEMALA	2			2
INDIA	17			17
INDONESIA	2			2
IRAN	1			1
JAPAN	3			3
JORDAN	1			1
LEBANON	1			1
MEXICO	3			3
NEW ZEALAND	1			1
PEOPLE'S REPUBLIC OF CHINA	46			46
PERU	1			1
POLAND	1			1
RUSSIA	2			2
SINGAPORE	2			2
SOUTH KOREA	46			46
SRI LANKA	1			1
SWITZERLAND	1			1
TAIWAN	4			4
THAILAND	1			1
TURKEY	1			1
TOTAL	151			151



PHARMACY, NURSING, AND HEALTH SCIENCES

	Undergraduate	Graduate	Professional	Total
BELARUS		1		1
BELIZE	1			1
BOLIVIA	1			1
CANADA	2	4	2	8
ECUADOR		1		1
EGYPT		1		1
ETHIOPIA	1			1
GAMBIA			1	1
GHANA	1			1
HONG KONG (SAR-PRC)	2			2
INDIA	6	14	2	22
INDONESIA	1			1
IRAN	1			1
JAPAN		1	1	2
JORDAN		1		1
KENYA			1	1
MACAO (SAR-PRC)			1	1
MALAWI			1	1
MALAYSIA		1	1	2
MEXICO		1		1
NIGERIA	1	1	1	3
PEOPLE'S REPUBLIC OF CHINA	9	23	1	33
ROMANIA		1		1
RUSSIA		1		1
SAUDI ARABIA		1		1
SIERRA LEONE	1			1
SINGAPORE		1		1
SOUTH KOREA	5	6	2	13
SWEDEN		1		1
TAIWAN		1		1
THAILAND		2		2
TOGO		1		1
UNITED KINGDOM			1	1
TOTAL	32	64	15	111



School of Science

SCIENCE				
	Undergraduate	Graduate	Professional	Total
ALBANIA		1		1
ARGENTINA		2		2
ARMENIA		1		1
AUSTRALIA		1		1
BANGLADESH		5		5
BELGIUM		1		1
BELIZE		1		1
BOTSWANA	1			1
BRAZIL		3		3
BULGARIA	1	2		3
BURMA	1			1
CANADA	1	5		6
COLOMBIA		1		1
COSTA RICA	1	2		3
CYPRUS		1		1
ECUADOR	2	5		7
EGYPT		12		12
FRANCE	1	6		7
GERMANY	1	6		7
GHANA		1		1
GREECE		2		2
GUATEMALA		2		2
HONG KONG (SAR-PRC)	5	3		8
HUNGARY		4		4
INDIA	58	85		143
INDONESIA	32	1		33
IRAN		4		4
IRELAND	1			1
ITALY		7		7
JAPAN	2	4		6
LEBANON		1		1
LIBERIA		1		1
MALAYSIA	11	1		12
MALDIVES		1		1
MEXICO	1	3		4
MOLDOVA		1		1
MONGOLIA		2		2
MOROCCO	1			1
NEPAL		2		2
NIGER	1			1
PAKISTAN	12	2		14
PANAMA	1			1
PEOPLE'S REPUBLIC OF CHINA	13	208		221
PERU		3		3
PHILIPPINES	1	2		3
POLAND		4		4
REPUBLIC OF SOUTH AFRICA	1	1		2



School of Science

<i>SCIENCE, CONTINUED</i>				
	Undergraduate	Graduate	Professional	Total
ROMANIA		16		16
RUSSIA	1	13		14
SAUDI ARABIA	3			3
SINGAPORE	4	1		5
SOUTH KOREA	19	61		80
SPAIN		2		2
SRI LANKA	2	9		11
SWEDEN	2			2
SWITZERLAND		1		1
TAIWAN	8	11		19
TANZANIA	1	1		2
THAILAND	1	1		2
TRINIDAD AND TOBAGO		2		2
TURKEY	3	21		24
UKRAINE	1	3		4
UNITED ARAB EMIRATES	2			2
UNITED KINGDOM	3	3		6
UZBEKISTAN	1			1
VENEZUELA	2			2
VIETNAM	1			1
YUGOSLAVIA		1		1
ZIMBABWE	1			1
TOTAL	204	546		750



TECHNOLOGY

	Undergraduate	Graduate	Professional	Total
AUSTRALIA	2			2
BAHRAIN	3			3
BARBADOS		1		1
BELARUS	1	1		2
BOLIVIA	1			1
BRAZIL	1			1
CANADA		3		3
CROATIA	1			1
ECUADOR	1	1		2
FRANCE		1		1
GHANA		1		1
GREECE	1			1
HONG KONG (SAR-PRC)	2			2
INDIA	20	22		42
INDONESIA	11	2		13
JAMAICA		1		1
JAPAN		1		1
JORDAN		2		2
KAZAKHSTAN	1			1
MALAYSIA	7			7
MALI	1	1		2
MEXICO		1		1
NETHERLANDS	2			2
NIGERIA	2			2
PAKISTAN	4	1		5
PEOPLE'S REPUBLIC OF CHINA	4	9		13
POLAND	8			8
REPUBLIC OF THE CONGO	1			1
SINGAPORE	3			3
SOUTH KOREA	9	1		10
SRI LANKA	1			1
TAIWAN	1			1
THAILAND	1	1		2
TURKEY	2			2
VENEZUELA		1		1
TOTAL	91	51		142



<i>VETERINARY MEDICINE</i>				
	Undergraduate	Graduate	Professional	Total
AUSTRALIA		1		1
BRAZIL		1		1
CANADA	3	2	1	6
COLOMBIA	1	1		2
EGYPT		1		1
ETHIOPIA		1		1
GERMANY		1		1
INDIA		4		4
JAPAN		1		1
JORDAN		2		2
NETHERLANDS		1		1
PEOPLE'S REPUBLIC OF CHINA		11		11
ROMANIA		1		1
SINGAPORE		1		1
SOUTH KOREA		3		3
TAIWAN		4		4
THAILAND		1		1
UKRAINE		1		1
TOTAL	4	38	1	43

Enrollment by Region

	Undergraduate	Graduate	Professional	Total
AFRICA	47	88	4	139
ASIA	1,499	2,064	8	3,571
EUROPE	176	437	1	614
LATIN AMERICA & CARIBBEAN	248	239	0	487
MIDDLE EAST	67	44	0	111
NORTH AMERICA	28	106	3	137
OCEANIA	16	19	0	35
TOTAL	2,081	2,997	16	5,094



AFRICA

Undergraduate	47
Graduate	88
Professional	4
Total	139

	Under-graduate	Graduate	Profes-sional	Total		Under-graduate	Graduate	Profes-sional	Total
ANGOLA	1			1	MOZAMBIQUE		3		3
BOTSWANA	3	1		4	NIGER	1			1
BURKINA FASO		1		1	NIGERIA	13	8	1	22
CAMEROON		1		1	REPUBLIC OF SOUTH AFRICA	3	4		7
EGYPT	2	27		29	REPUBLIC OF THE CONGO	1			1
ETHIOPIA	4	6		10	SENEGAL	2	1		3
GAMBIA			1	1	SIERRA LEONE	1	1		2
GHANA	3	13		16	SUDAN	1			1
COTE d'IVOIRE	1			1	TANZANIA	2	2		4
KENYA	3	7	1	11	TOGO		1		1
LIBERIA		1		1	TUNISIA		1		1
MALAWI			1	1	UGANDA		2		2
MALI	1	1		2	ZAMBIA	1	2		3
MAURITIUS		1		1	ZIMBABWE	3	1		4
MOROCCO	1	3		4					



ASIA

Undergraduate	1499
Graduate	2064
Professional	8
Total	3571

	Under-graduate	Graduate	Professional	Total		Under-graduate	Graduate	Professional	Total
BANGLADESH	10	21		31	NEPAL	1	3		4
BURMA	1			1	PAKISTAN	70	35		105
HONG KONG (SAR-PRC)	30	11		41	PEOPLE'S REP OF CHINA	112	684	1	797
INDIA	479	546	2	1,027	PHILIPPINES	1	9		10
INDONESIA	224	38		262	SINGAPORE	44	11		55
JAPAN	28	67	1	96	SOUTH KOREA	193	405	2	600
KAZAKHSTAN	1	1		2	SRI LANKA	11	17		28
MACAO (SAR-PRC)	2	1	1	4	TAIWAN	54	143		197
MALAYSIA	213	29	1	243	THAILAND	24	42		66
MALDIVES		2		2	UZBEKISTAN	1	1		2
MONGOLIA		6		6	VIETNAM	1	1		2



EUROPE

Undergraduate	176
Graduate	437
Professional	1
Total	614

	Under-graduate	Graduate	Profes-sional	Total		Under-graduate	Graduate	Profes-sional	Total
ALBANIA	1	3		4	ITALY	5	20		25
ARMENIA		1		1	LITHUANIA		1		1
AUSTRIA	3	4		7	LUXEMBOURG		1		1
BELARUS	1	3		4	MACEDONIA		1		1
BELGIUM		7		7	MOLDOVA		2		2
BOSNIA AND HERZEGOVINA		2		2	NETHERLANDS	5	10		15
BULGARIA	1	7		8	NORWAY	1	1		2
CROATIA	2	2		4	POLAND	14	8		22
CYPRUS	4	13		17	PORTUGAL		4		4
CZECH REPUBLIC		5		5	ROMANIA	2	30		32
DENMARK	6			6	RUSSIA	6	39		45
FINLAND		1		1	SLOVENIA		1		1
FRANCE	7	32		39	SPAIN	5	14		19
GEORGIA		1		1	SWEDEN	11	4		15
GERMANY	16	62		78	SWITZERLAND	1	2		3
GREECE	5	12		17	TURKEY	44	99		143
HUNGARY	1	9		10	UKRAINE	1	15		16
ICELAND		3		3	UNITED KINGDOM	27	10	1	38
IRELAND	6	3		9	YUGOSLAVIA	1	5		6



LATIN AMERICA & CARIBBEAN

Undergraduate	248
Graduate	239
Professional	0
Total	487

	Under-graduate	Graduate	Profes-sional	Total		Under-graduate	Graduate	Profes-sional	Total
ARGENTINA	3	19		22	HAITI		2		2
BARBADOS		1		1	HONDURAS	5	4		9
BELIZE	2	1		3	JAMAICA		4		4
BOLIVIA	14	4		18	MEXICO	26	60		86
BRAZIL	15	27		42	NICARAGUA	8	2		10
CHILE	5	7		12	PANAMA	22	4		26
COLOMBIA	53	29		82	PARAGUAY	1			1
COSTA RICA	14	9		23	PERU	11	26		37
DOMINICAN REPUBLIC	2	1		3	SAINT VINCENT AND THE GRENADINES	1			1
ECUADOR	20	16		36	TRINIDAD AND TOBAGO	2	3		5
EL SALVADOR	11	3		14	URUGUAY		1		1
GUATEMALA	27	7		34	VENEZUELA	6	9		15



MIDDLE EAST

Undergraduate	67
Graduate	44
Professional	0
Total	111

	Under-graduate	Graduate	Profes-sional	Total		Under-graduate	Graduate	Profes-sional	Total
AFGHANISTAN		1		1	LEBANON	7	6		13
BAHRAIN	3			3	OMAN	3	1		4
IRAN	6	15		21	QATAR	1			1
ISRAEL	2			2	SAUDI ARABIA	12	3		15
JORDAN	5	16		21	SYRIA	3			3
KUWAIT	15	2		17	UNITED ARAB EMIRATES	10			10

NORTH AMERICA



Undergraduate	28
Graduate	106
Professional	3
Total	137

	Under-graduate	Graduate	Professional	Total
CANADA	28	106	3	137



OCEANIA

Undergraduate	16
Graduate	19
Professional	0
Total	35

	Under-graduate	Graduate	Professional	Total
AUSTRALIA	12	9		21
NEW ZEALAND	3	1		4

International Faculty and Staff

Areas	Count	Areas	Count
Agriculture	105	Library Science	2
Business and Management	31	Life Sciences/Biological Sciences	138
Communication	1	Mathematics	37
Computer & Information Sciences	32	Philosophy and Religion	2
Education	6	Physical Sciences	93
Engineering	113	Psychology	2
Foreign Languages and Literatures	10	Social Sciences and History	6
Health Sciences	72	Other	4
Home Economics	21	Total	681
Letters	6		

Areas listed correspond to Institute of International Education (IIE) reporting guidelines.

International Faculty and Staff by Country

COUNTRY	COUNT	COUNTRY	COUNT
Afghanistan	2	Jamaica	1
Algeria	1	Japan	27
Argentina	8	Jordan	1
Australia	12	Kenya	1
Austria	2	Lebanon	1
Bangladesh	2	Malaysia	3
Belarus	4	Mali	1
Belgium	4	Mexico	9
Benin	1	Morocco	2
Brazil	16	Netherlands	3
Bulgaria	1	Niger	1
Canada	30	Nigeria	2
Chile	1	Norway	1
Colombia	7	Pakistan	3
Congo	1	People's Republic of China	120
Costa Rica	1	Peru	2
Croatia	1	Philippines	2
Czech Republic	3	Poland	10
Denmark	3	Romania	4
Ecuador	3	Russia	23
Egypt	4	South Africa	1
El Salvador	1	South Korea	91
Ethiopia	3	Spain	22
Finland	3	Sweden	4
France	22	Switzerland	2
Germany	19	Taiwan	15
Ghana	2	Thailand	3
Greece	4	Trinidad & Tobago	1
Hong Kong (SAR-PRC)	5	Turkey	13
Hungary	5	Ukraine	8
India	102	United Kingdom	16
Indonesia	2	Uzbekistan	1
Iran	1	Venezuela	1
Ireland	2	Vietnam	1
Italy	6	Yugoslavia	1
		Total	681

Grand Totals

UNDERGRADUATE STUDENTS	2081
GRADUATE STUDENTS	2997
PROFESSIONAL STUDENTS	16
FACULTY & STAFF	681
TOTAL	5775