



Fall 2006  
International Student and Scholar  
Enrollment & Statistical Report

A total of 4824 students from abroad, representing 123 countries and 845 international faculty and staff representing 76 nations, claim Purdue University as their home this fall semester.

The University's total international student enrollment ranks:

- 2nd among all public institutions
- 2nd in the Big Ten
- 3rd in the nation

The international student body comprises 12.3% of the total number of enrolled students. International undergraduate students comprise 5.9% of the total undergraduate body, or 1860 students. A total of 2964 international graduate and professional students represent 37.3% of all students at this level of study.

Engineering (41.3%), Science (16.1%), Management (13.4%), Liberal Arts (8.6%), and Agriculture (6.4%) enroll the highest percentages of students from abroad. Thirty-three countries have 20 or more students represented and all but two of the top ten sending countries are Asian.

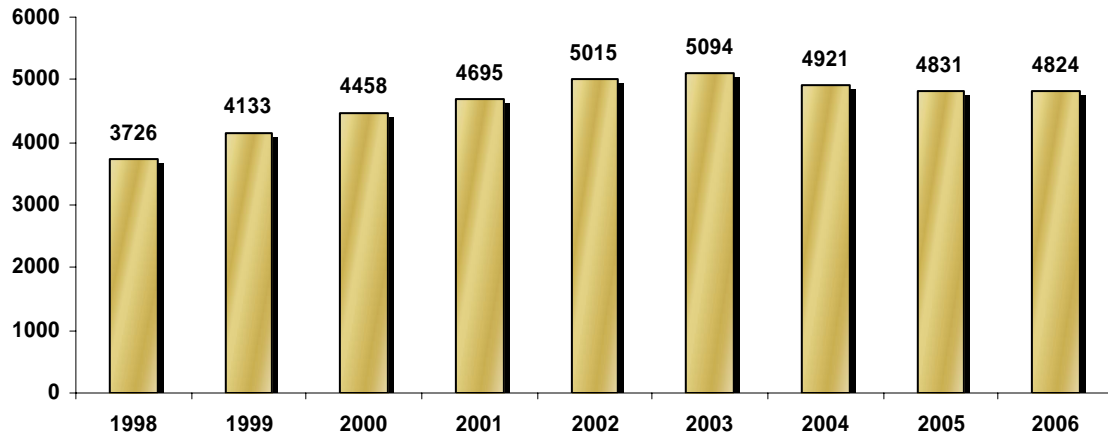
India ranks first (1085) in total enrollment while China (767) is second. South Korea (722), Taiwan (231), Indonesia (204), Malaysia (114), Turkey (106), Canada (98), Pakistan (84), and Japan (72) round out the top ten.

China (177), South Korea (134), India (101), Germany (32), Russia (31), Taiwan (27), Canada (25), France (23), Japan (23), and Italy (22) are the top ten sending countries for international faculty and staff. The majority of international scholars are in engineering (223), agriculture (123), life sciences (145), and physical sciences (103).

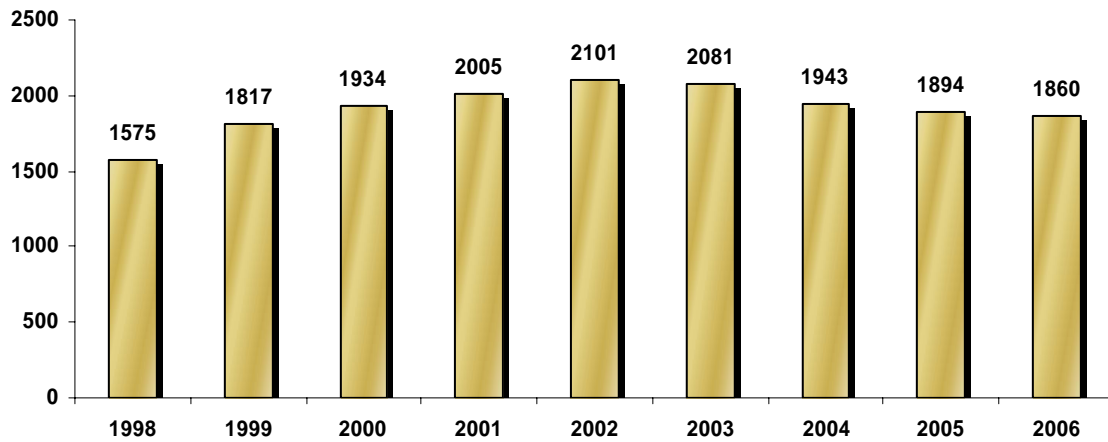
Questions and comments concerning this report should be directed to Dr. Michael A. Brzezinski, Director, International Students and Scholars, 765-494-7084 or [mbrzezinski@purdue.edu](mailto:mbrzezinski@purdue.edu)

# International Student Enrollment 1998-2006

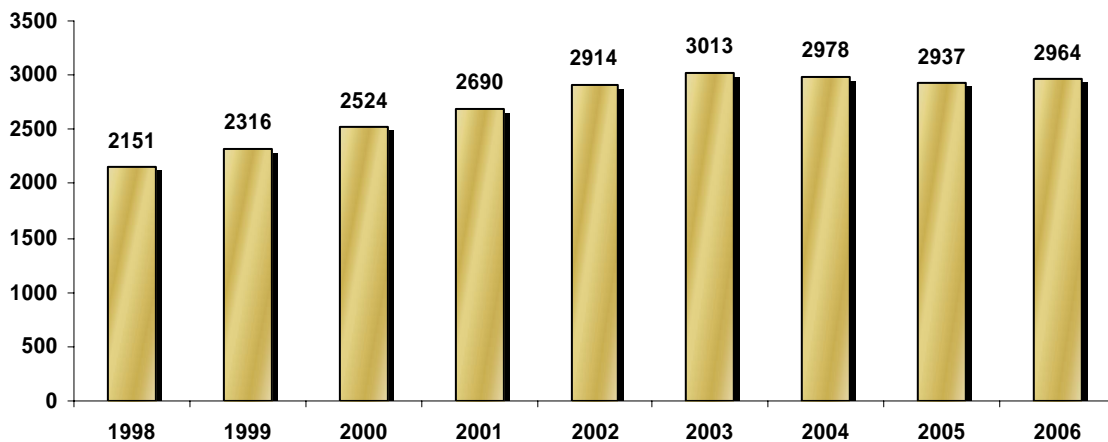
## Total Enrollment



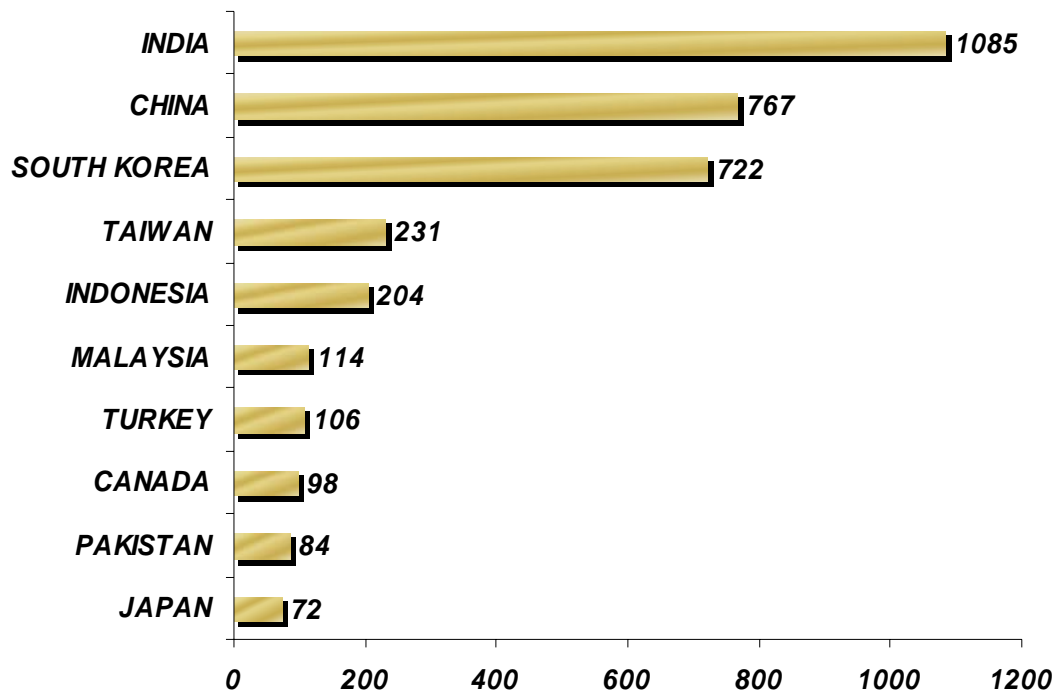
## Total Undergraduate Enrollment



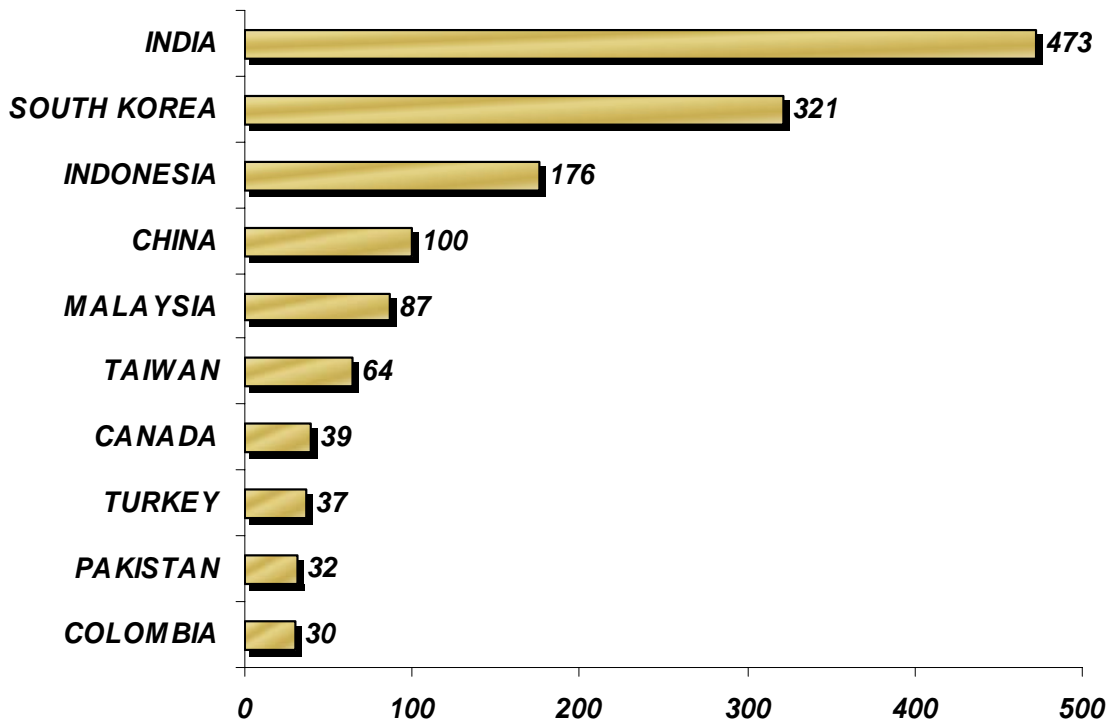
## Total Graduate Enrollment



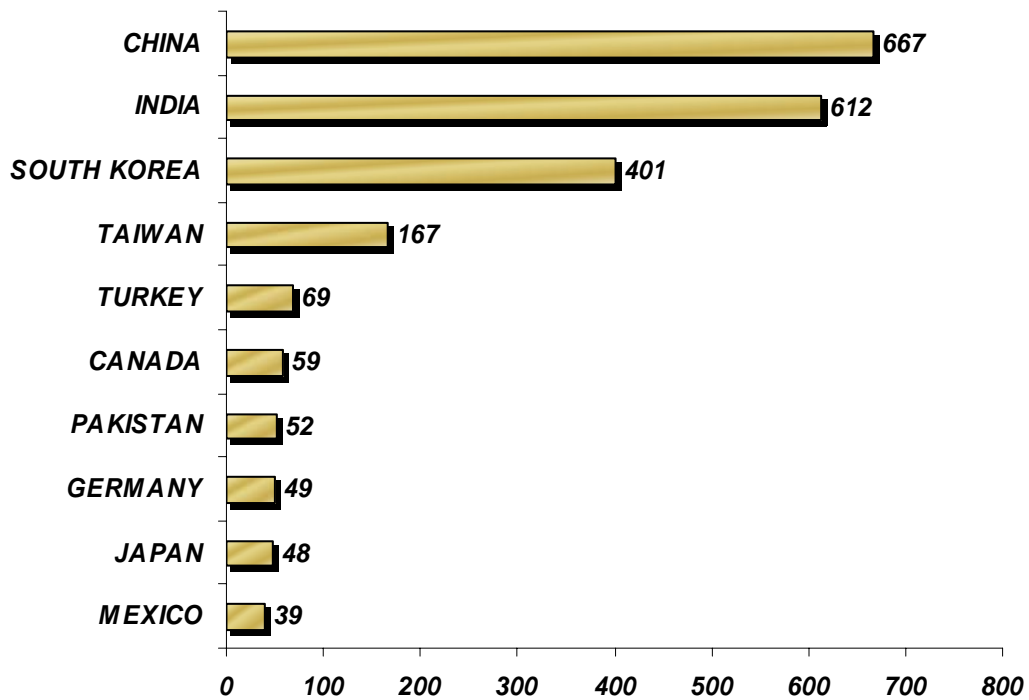
### Top Ten by Enrollment



### Top Ten by Undergraduate Enrollment



### Top Ten by Graduate & Professional Enrollment



# Enrollment by Country

Total Enrollment by Country - 123 Countries			
AFGHANISTAN	1	KUWAIT	31
ALBANIA	1	KYRGYZSTAN	1
ANGOLA	1	LEBANON	14
ANTIGUA AND BARBUDA	1	LIBERIA	2
ARGENTINA	10	LITHUANIA	1
ARMENIA	5	MACAO*	3
AUSTRALIA	29	MACEDONIA	1
AUSTRIA	5	MALAWI	1
BAHRAIN	6	MALAYSIA	114
BANGLADESH	35	MALI	1
BELARUS	6	MEXICO	55
BELGIUM	7	MONGOLIA	5
BELIZE	3	MOROCCO	2
BENIN	1	MOZAMBIQUE	2
BOLIVIA	11	NEPAL	13
BOSNIA AND HERCEGOVINA	1	NETHERLANDS	23
BOTSWANA	2	NEW ZEALAND	5
BRAZIL	27	NICARAGUA	11
BRUNEI	1	NIGER	2
BULGARIA	7	NIGERIA	23
BURMA (MYANMAR)	2	NORWAY	1
CANADA	98	OMAN	1
CHILE	6	PAKISTAN	84
CHINA	767	PANAMA	25
COLOMBIA	62	PARAGUAY	2
COSTA RICA	18	PERU	11
COTE D'IVOIRE	3	PHILIPPINES	15
CROATIA	2	POLAND	18
CYPRUS	5	PORTUGAL	3
CZECH REPUBLIC	2	ROMANIA	26
DEMOCRAT REP OF THE CONGO	1	RUSSIA	31
DENMARK	6	SAINT LUCIA	2
DOMINICAN REPUBLIC	7	SAUDI ARABIA	18
ECUADOR	32	SENEGAL	5
EGYPT	26	SERBIA AND MONTENEGRO	6
EL SALVADOR	13	SIERRA LEONE	1
ERITREA	2	SINGAPORE	46
ETHIOPIA	8	SOUTH AFRICA	6
FINLAND	1	SOUTH KOREA	722
FRANCE	33	SPAIN	22
GEORGIA	3	SRI LANKA	30
GERMANY	62	SUDAN	1
GHANA	14	SURINAME	1
GREECE	23	SWAZILAND	2
GUATEMALA	19	SWEDEN	14
GUYANA	2	SWITZERLAND	9
HAITI	2	SYRIA	1
HONDURAS	11	TAIWAN	231
HONG KONG*	34	TANZANIA	1
HUNGARY	10	THAILAND	57
ICELAND	1	TOGO	1
INDIA	1085	TRINIDAD AND TOBAGO	13
INDONESIA	204	TUNISIA	1
IRAN	19	TURKEY	106
IRAQ	1	UKRAINE	16
IRELAND	9	UNITED ARAB EMIRATES	13
ISRAEL	5	UNITED KINGDOM	40
ITALY	12	UZBEKISTAN	3
JAMAICA	12	VENEZUELA	12
JAPAN	72	VIETNAM	11
JORDAN	23	ZAMBIA	5
KAZAKHSTAN	7	ZIMBABWE	3
KENYA	14		
<b>Total</b>			<b>4824</b>

\* Hong Kong and Macau are Special Administrative Regions (SAR) of the People's Republic of China and are not counted as countries, but are listed separately.

<b>Undergraduate Enrollment by Country</b>			
AUSTRALIA	22	LIBERIA	1
AUSTRIA	1	MACAO*	1
BAHRAIN	5	MALAYSIA	87
BANGLADESH	9	MEXICO	16
BELGIUM	1	MOROCCO	1
BELIZE	2	NEPAL	4
BOLIVIA	7	NETHERLANDS	7
BOTSWANA	1	NEW ZEALAND	1
BRAZIL	6	NICARAGUA	8
BULGARIA	1	NIGERIA	8
BURMA (MYANMAR)	1	NORWAY	1
CANADA	39	OMAN	1
CHILE	2	PAKISTAN	32
CHINA	100	PANAMA	16
COLOMBIA	30	PARAGUAY	1
COSTA RICA	8	PERU	2
COTE D'IVOIRE	1	PHILIPPINES	5
DENMARK	3	POLAND	3
DOMINICAN REPUBLIC	4	ROMANIA	2
ECUADOR	18	RUSSIA	5
EGYPT	2	SAUDI ARABIA	16
EL SALVADOR	10	SENEGAL	1
ETHIOPIA	1	SERBIA AND MONTENEGRO	2
FRANCE	8	SINGAPORE	28
GERMANY	13	SOUTH AFRICA	1
GHANA	2	SOUTH KOREA	321
GREECE	1	SPAIN	7
GUATEMALA	14	SRI LANKA	7
HAITI	1	SURINAME	1
HONDURAS	7	SWAZILAND	1
HONG KONG*	22	SWEDEN	11
INDIA	473	SWITZERLAND	6
INDONESIA	176	TAIWAN	64
IRAN	3	THAILAND	28
IRELAND	6	TRINIDAD AND TOBAGO	1
ISRAEL	2	TUNISIA	1
ITALY	1	TURKEY	37
JAMAICA	1	UNITED ARAB EMIRATES	9
JAPAN	24	UNITED KINGDOM	26
JORDAN	10	UZBEKISTAN	1
KAZAKHSTAN	3	VENEZUELA	7
KENYA	7	VIETNAM	1
KUWAIT	24	ZAMBIA	2
LEBANON	6	ZIMBABWE	1
<b>Total</b>			<b>1860</b>

\* Hong Kong and Macau are Special Administrative Regions (SAR) of the People's Republic of China and are not counted as countries, but are listed separately.

<b>Graduate &amp; Professional Enrollment by Country</b>			
AFGHANISTAN	1	KAZAKHSTAN	4
ALBANIA	1	KENYA	7
ANGOLA	1	KUWAIT	7
ANTIGUA AND BARBUDA	1	KYRGYZSTAN	1
ARGENTINA	10	LEBANON	8
ARMENIA	5	LIBERIA	1
AUSTRALIA	7	LITHUANIA	1
AUSTRIA	4	MACAO*	2
BAHRAIN	1	MACEDONIA	1
BANGLADESH	26	MALAWI	1
BELARUS	6	MALAYSIA	27
BELGIUM	6	MALI	1
BELIZE	1	MEXICO	39
BENIN	1	MONGOLIA	5
BOLIVIA	4	MOROCCO	1
BOSNIA AND HERCEGOVINA	1	MOZAMBIQUE	2
BOTSWANA	1	NEPAL	9
BRAZIL	21	NETHERLANDS	16
BRUNEI	1	NEW ZEALAND	4
BULGARIA	6	NICARAGUA	3
BURMA (MYANMAR)	1	NIGER	2
CANADA	59	NIGERIA	15
CHILE	4	PAKISTAN	52
CHINA	667	PANAMA	9
COLOMBIA	32	PARAGUAY	1
COSTA RICA	10	PERU	9
COTE D'IVOIRE	2	PHILIPPINES	10
CROATIA	2	POLAND	15
CYPRUS	5	PORTUGAL	3
CZECH REPUBLIC	2	ROMANIA	24
DEMOCRAT REP OF THE CONGO	1	RUSSIA	26
DENMARK	3	SAINT LUCIA	2
DOMINICAN REPUBLIC	3	SAUDI ARABIA	2
ECUADOR	14	SENEGAL	4
EGYPT	24	SERBIA AND MONTENEGRO	4
EL SALVADOR	3	SIERRA LEONE	1
ERITREA	2	SINGAPORE	18
ETHIOPIA	7	SOUTH AFRICA	5
FINLAND	1	SOUTH KOREA	401
FRANCE	25	SPAIN	15
GEORGIA	3	SRI LANKA	23
GERMANY	49	SUDAN	1
GHANA	12	SWAZILAND	1
GREECE	22	SWEDEN	3
GUATEMALA	5	SWITZERLAND	3
GUYANA	2	SYRIA	1
HAITI	1	TAIWAN	167
HONDURAS	4	TANZANIA	1
HONG KONG*	12	THAILAND	29
HUNGARY	10	TOGO	1
ICELAND	1	TRINIDAD AND TOBAGO	12
INDIA	612	TURKEY	69
INDONESIA	28	UKRAINE	16
IRAN	16	UNITED ARAB EMIRATES	4
IRAQ	1	UNITED KINGDOM	14
IRELAND	3	UZBEKISTAN	2
ISRAEL	3	VENEZUELA	5
ITALY	11	VIETNAM	10
JAMAICA	11	ZAMBIA	3
JAPAN	48	ZIMBABWE	2
JORDAN	13		
<b>Total</b>			<b>2964</b>

\* Hong Kong and Macau are Special Administrative Regions (SAR) of the People's Republic of China and are not counted as countries, but are listed separately.



# New International Student Enrollment by Country

New International Student Enrollment by Country			
ANTIGUA AND BARBUDA	1	JORDAN	6
ARGENTINA	2	KAZAKHSTAN	4
ARMENIA	3	KENYA	3
AUSTRALIA	18	KUWAIT	4
AUSTRIA	2	KYRGYZSTAN	1
BAHRAIN	4	LEBANON	2
BANGLADESH	7	LITHUANIA	1
BELARUS	1	MALAWI	1
BELGIUM	3	MALAYSIA	21
BELIZE	2	MEXICO	15
BOLIVIA	2	NETHERLANDS	3
BOSNIA AND HERCEGOVINA	1	NEW ZEALAND	2
BRAZIL	4	NICARAGUA	2
BRUNEI	1	NIGERIA	9
BULGARIA	5	PAKISTAN	15
CANADA	27	PANAMA	5
CHINA	163	PERU	2
COLOMBIA	16	PHILIPPINES	4
COSTA RICA	5	ROMANIA	4
CROATIA	1	RUSSIA	6
CYPRUS	2	SAINT LUCIA	1
DENMARK	3	SAUDI ARABIA	7
ECUADOR	7	SENEGAL	1
EGYPT	5	SERBIA AND MONTENEGRO	2
EL SALVADOR	4	SINGAPORE	11
FRANCE	12	SOUTH AFRICA	1
GEORGIA	1	SOUTH KOREA	229
GERMANY	35	SPAIN	6
GHANA	3	SRI LANKA	7
GREECE	7	SUDAN	1
GUATEMALA	5	SWEDEN	9
GUYANA	1	SWITZERLAND	5
HAITI	1	TAIWAN	63
HONDURAS	4	THAILAND	18
HONG KONG*	10	TRINIDAD AND TOBAGO	4
INDIA	311	TURKEY	24
INDONESIA	40	UKRAINE	3
IRAN	2	UNITED ARAB EMIRATES	2
IRAQ	1	UNITED KINGDOM	15
IRELAND	6	UZBEKISTAN	1
ISRAEL	1	VENEZUELA	4
ITALY	4	VIETNAM	2
JAMAICA	1	ZAMBIA	1
JAPAN	24	ZIMBABWE	2
<b>Total</b>			<b>1287</b>

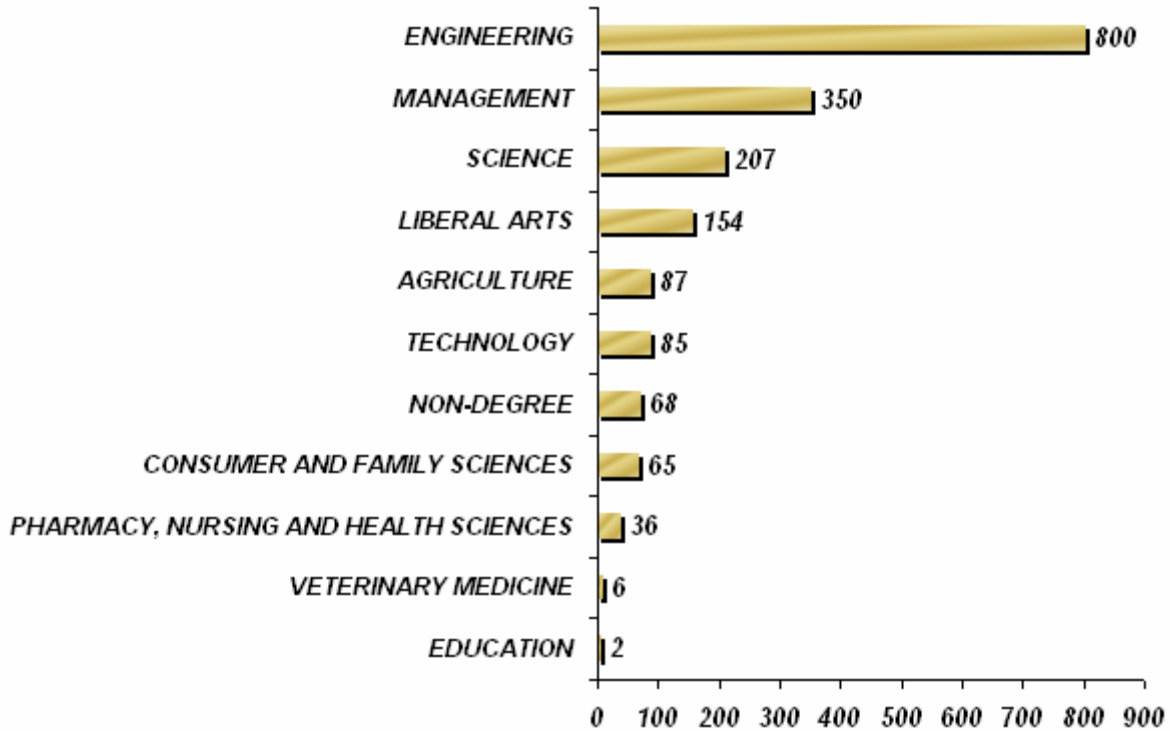
\* Hong Kong is a Special Administrative Regions (SAR) of the People's Republic of China and is not counted as a country, but is listed separately.

# Enrollment by Curricula

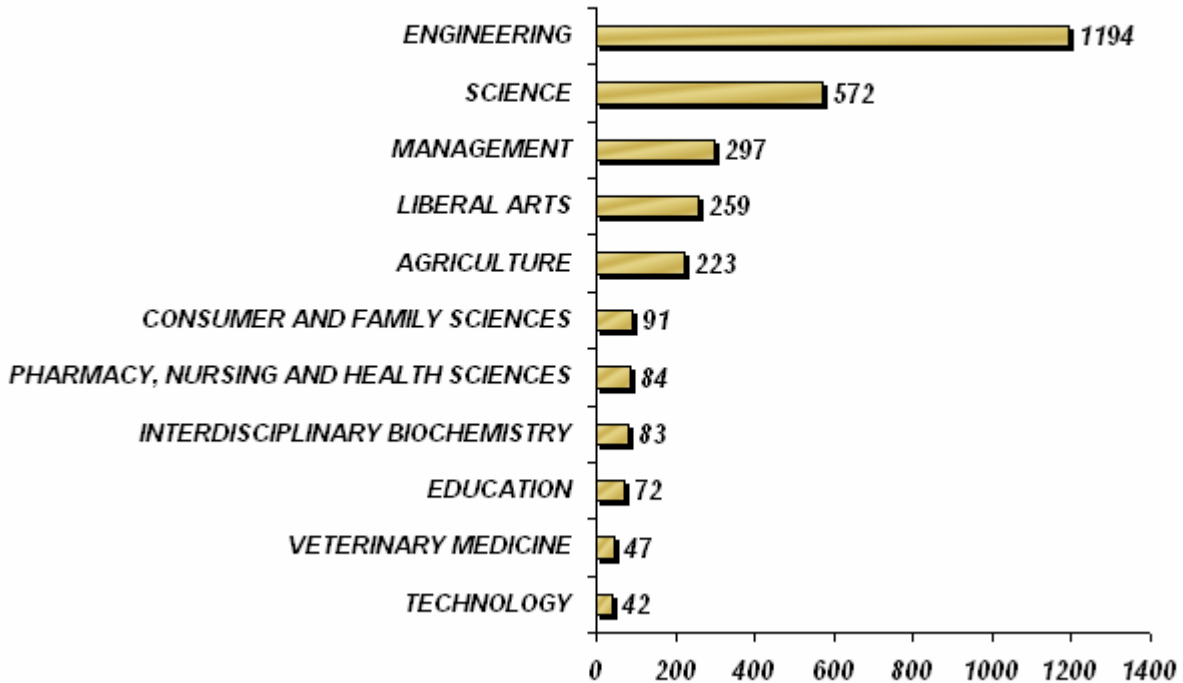
	<b>UNDERGRADUATE</b>	<b>GRADUATE</b>	<b>PROFESSIONAL</b>	<b>Total</b>
<b>AGRICULTURE</b>	87	223	-	310
<b>CONSUMER AND FAMILY SCIENCES</b>	65	91	-	156
<b>EDUCATION</b>	2	72	-	74
<b>ENGINEERING</b>	800	1194	-	1994
<b>INTERDISCIPLINARY BIOCHEMISTRY</b>	-	83	-	83
<b>LIBERAL ARTS</b>	154	259	-	413
<b>MANAGEMENT</b>	350	297	-	647
<b>NON-DEGREE</b>	68	-	-	68
<b>PHARMACY, NURSING AND HEALTH SCIENCES</b>	36	64	20	120
<b>SCIENCE</b>	207	572	-	779
<b>TECHNOLOGY</b>	85	42	-	127
<b>VETERINARY MEDICINE</b>	6	45	2	53
<b>Total</b>	<b>1860</b>	<b>2942</b>	<b>22</b>	<b>4824</b>

# Enrollment by Curricula

## Total Undergraduate Enrollment by Curricula



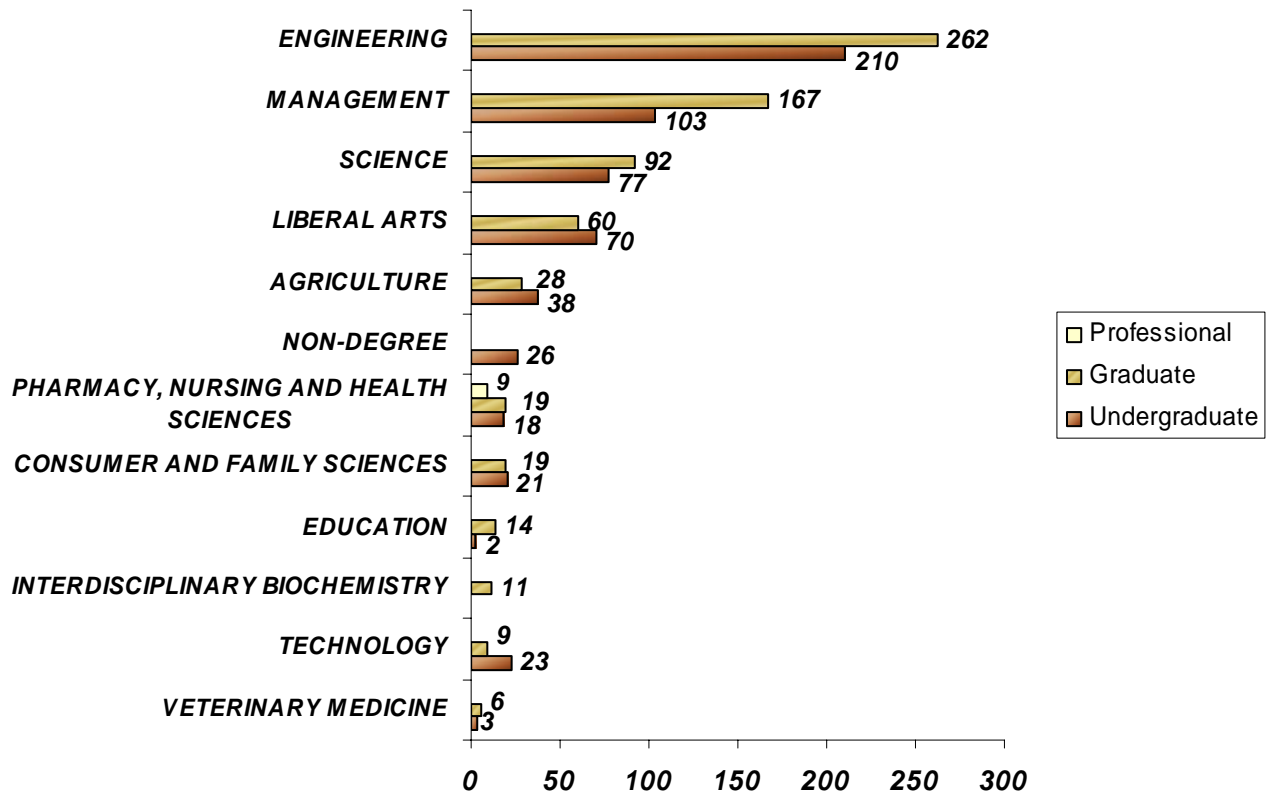
## Total Graduate and Professional Enrollment by Curricula



# New International Student Enrollment by Curricula

School	Undergraduate	Graduate	Professional	Total
AGRICULTURE	38	28	-	66
CONSUMER & FAMILY SCIENCES	21	19	-	40
EDUCATION	2	14	-	16
ENGINEERING	210	262	-	472
INTERDISCIPLINARY BIOCHEMISTRY	-	11	-	11
LIBERAL ARTS	70	60	-	130
MANAGEMENT	103	167	-	270
NON-DEGREE	26	-	-	26
PHARMACY, NURSING & HEALTH SCIENCES	18	19	9	46
SCIENCE	77	92	-	169
TECHNOLOGY	23	9	-	32
VETERINARY MEDICINE	3	6	-	9
<b>Total</b>	<b>591</b>	<b>687</b>	<b>9</b>	<b>1287</b>

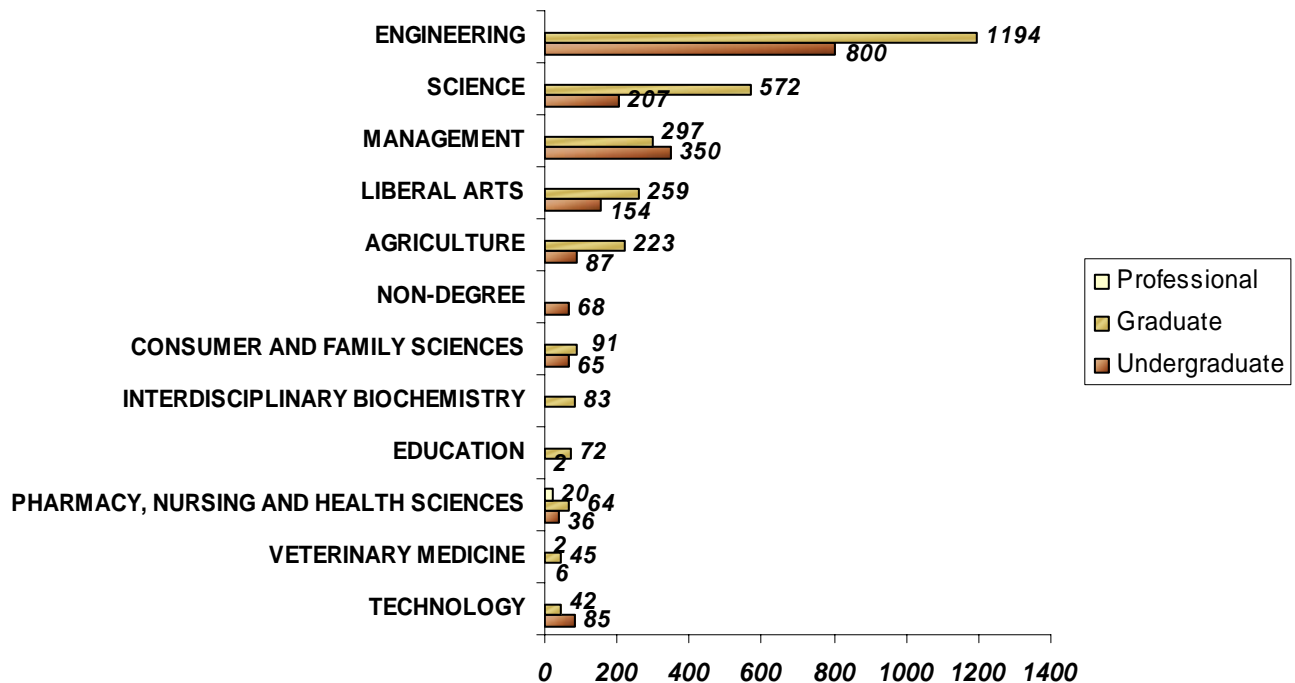
## New International Student Enrollment by Curricula



# Total Enrollment by School

	UNDERGRADUATE	GRADUATE	PROFESSIONAL	Total
AGRICULTURE	87	223	-	310
CONSUMER AND FAMILY SCIENCES	65	91	-	156
EDUCATION	2	72	-	74
ENGINEERING	800	1194	-	1994
INTERDISCIPLINARY BIOCHEMISTRY	-	83	-	83
LIBERAL ARTS	154	259	-	413
MANAGEMENT	350	297	-	647
NON-DEGREE	68	-	-	68
PHARMACY, NURSING AND HEALTH SCIENCES	36	64	20	120
SCIENCE	207	572	-	779
TECHNOLOGY	85	42	-	127
VETERINARY MEDICINE	6	45	2	53
<b>Total</b>	<b>1860</b>	<b>2942</b>	<b>22</b>	<b>4824</b>

## Enrollment by School





## **AGRICULTURE**

	Undergraduate	Graduate	Professional	Total
ARGENTINA		2		2
AUSTRALIA	1	1		2
BANGLADESH		1		1
BENIN		1		1
BRAZIL		4		4
CANADA		14		14
CHINA	14	45		59
COLOMBIA	2	4		6
COSTA RICA		1		1
COTE D' IVOIRE		1		1
DEMOCRATIC REP OF THE CONGO		1		1
DENMARK	1			1
ECUADOR	1	3		4
EGYPT		3		3
EL SALVADOR	1	1		2
ERITREA		1		1
ETHIOPIA		3		3
FRANCE		5		5
GEORGIA		1		1
GERMANY	2	5		7
GHANA		3		3
GREECE	1	1		2
GUATEMALA	3	3		6
HAITI		1		1
HONDURAS		2		2
HONG KONG	1			1
INDIA	7	35		42
INDONESIA	24	1		25
IRAN		1		1
IRELAND		2		2
ITALY		1		1
JAMAICA		3		3
JAPAN	2	2		4
JORDAN	1	2		3
KENYA		2		2
MALAYSIA	1			1
MONGOLIA		1		1
MOZAMBIQUE		2		2
NEPAL	1	4		5
NEW ZEALAND	1	1		2
NICARAGUA	1	2		3
NIGER		2		2
NIGERIA		4		4



## ***AGRICULTURE, CONTINUED***

	Undergraduate	Graduate	Professional	Total
PAKISTAN		2		2
PANAMA	2	1		3
PARAGUAY		1		1
PHILIPPINES		1		1
ROMANIA		5		5
SENEGAL		1		1
SINGAPORE	1	1		2
SOUTH KOREA	4	15		19
SWAZILAND	1			1
SWEDEN	8	2		10
TAIWAN	1	4		5
TANZANIA		1		1
THAILAND	1	3		4
TRINIDAD AND TOBAGO		2		2
TURKEY	1	5		6
UKRAINE		1		1
UNITED ARAB EMIRATES		1		1
UNITED KINGDOM	3	1		4
VENEZUELA		1		1
VIETNAM		1		1
ZAMBIA		1		1
ZIMBABWE		1		1
<b>Total</b>	<b>87</b>	<b>223</b>		<b>310</b>



## ***CONSUMER and FAMILY SCIENCES***

	<b>Undergraduate</b>	<b>Graduate</b>	<b>Professional</b>	<b>Total</b>
CANADA	1	2		3
CHINA	4	28		32
COLOMBIA		1		1
ECUADOR	2			2
GUATEMALA	1			1
HONG KONG	3			3
INDIA	2	6		8
INDONESIA	2	1		3
IRAN	1			1
IRELAND	5			5
JAMAICA		1		1
JAPAN	1			1
KUWAIT	3			3
LEBANON	1			1
LIBERIA	1			1
MALAYSIA	1			1
MEXICO		3		3
NORWAY	1			1
PERU	1			1
PHILIPPINES		1		1
POLAND		2		2
RUSSIA	2	1		3
SERBIA AND MONTENEGRO	1			1
SINGAPORE	2			2
SOUTH KOREA	25	27		52
SRI LANKA		1		1
TAIWAN	4	13		17
TOGO		1		1
TURKEY		2		2
UKRAINE		1		1
VENEZUELA	1			1
<b>Total</b>	<b>65</b>	<b>91</b>		<b>156</b>





<b><i>EDUCATION</i></b>				
	<b>Undergraduate</b>	<b>Graduate</b>	<b>Professional</b>	<b>Total</b>
CANADA		1		1
CHINA		16		16
CYPRUS		1		1
DOMINICAN REPUBLIC		1		1
HONDURAS		2		2
HONG KONG		1		1
INDIA		2		2
ISRAEL		1		1
JAMAICA		1		1
JAPAN		2		2
LITHUANIA		1		1
MACAO		1		1
MEXICO		2		2
MONGOLIA		2		2
MOROCCO		1		1
NIGERIA		1		1
PAKISTAN		1		1
PHILIPPINES		1		1
RUSSIA		2		2
SIERRA LEONE		1		1
SINGAPORE		1		1
SOUTH KOREA	2	19		21
SRI LANKA		1		1
TAIWAN		7		7
TURKEY		1		1
UKRAINE		1		1
VENEZUELA		1		1
<b>Total</b>	<b>2</b>	<b>72</b>		<b>74</b>



<b>ENGINEERING</b>				
	<b>Undergraduate</b>	<b>Graduate</b>	<b>Professional</b>	<b>Total</b>
AFGHANISTAN		1		1
ANGOLA		1		1
ARGENTINA		2		2
AUSTRALIA	8	4		12
AUSTRIA		1		1
BAHRAIN	1	1		2
BANGLADESH	5	14		19
BELGIUM	1	4		5
BELIZE	1			1
BOLIVIA	3	1		4
BOTSWANA		1		1
BRAZIL	2	4		6
BRUNEI		1		1
BURMA (MYANMAR)	1	1		2
CANADA	6	26		32
CHILE		2		2
CHINA	17	206		223
COLOMBIA	11	15		26
COSTA RICA	3	2		5
COTE D' IVOIRE	1	1		2
CYPRUS		2		2
DENMARK		1		1
DOMINICAN REPUBLIC	1	2		3
ECUADOR	5	2		7
EGYPT	2	5		7
EL SALVADOR	3			3
ERITREA		1		1
ETHIOPIA		1		1
FRANCE	5	4		9
GEORGIA		1		1
GERMANY	8	9		17
GHANA	1	1		2
GREECE		13		13
GUATEMALA	2			2
GUYANA		1		1
HAITI	1			1
HONDURAS	5			5
HONG KONG	9	4		13
ICELAND		1		1
INDIA	284	345		629
INDONESIA	86	22		108
IRAN	1	11		12
ISRAEL		1		1
ITALY		2		2
JAMAICA		3		3
JAPAN	6	8		14
JORDAN	5	7		12
KAZAKHSTAN	1	2		3
KENYA	4	2		6
KUWAIT	8	4		12
LEBANON	5	4		9
MALAYSIA	55	21		76



## ***ENGINEERING, CONTINUED***

	Undergraduate	Graduate	Professional	Total
MEXICO	9	24		33
NEPAL		1		1
NETHERLANDS	1			1
NICARAGUA	4	1		5
NIGERIA	4	5		9
OMAN	1			1
PAKISTAN	21	41		62
PANAMA	9	6		15
PERU		3		3
PHILIPPINES		2		2
POLAND		6		6
ROMANIA	2			2
RUSSIA		2		2
SAINT LUCIA		1		1
SAUDI ARABIA	11	1		12
SENEGAL	1	2		3
SERBIA AND MONTENEGRO	1			1
SINGAPORE	19	7		26
SOUTH AFRICA		1		1
SOUTH KOREA	84	187		271
SPAIN	2	7		9
SRI LANKA	2	7		9
SURINAME	1			1
SWITZERLAND	2	3		5
TAIWAN	15	73		88
THAILAND	12	12		24
TRINIDAD AND TOBAGO		3		3
TURKEY	21	19		40
UKRAINE		1		1
UNITED ARAB EMIRATES	7	2		9
UNITED KINGDOM	8			7
VENEZUELA	3	1		4
VIETNAM	1	7		8
ZAMBIA	2	1		3
<b>Total</b>	<b>800</b>	<b>1194</b>		<b>1994</b>




<b>LIBERAL ARTS</b>				
	<b>Undergraduate</b>	<b>Graduate</b>	<b>Professional</b>	<b>Total</b>
ALBANIA		1		1
ANTIGUA AND BARBUDA		1		1
ARGENTINA		4		4
AUSTRALIA	7			7
AUSTRIA		2		2
BANGLADESH	1	1		2
BELARUS		2		2
BOLIVIA	2	1		3
BRAZIL		6		6
CANADA	8	7		15
CHILE		1		1
CHINA	11	45		56
COLOMBIA	2	5		7
COSTA RICA	2	1		3
DENMARK	2			2
ECUADOR	2	1		3
EL SALVADOR	1	1		2
ETHIOPIA		1		1
FINLAND		1		1
FRANCE	2	7		9
GERMANY		5		5
GHANA		4		4
GREECE		1		1
GUATEMALA	3			3
HONDURAS	1			1
HONG KONG	3	1		4
INDIA	18	27		45
INDONESIA	6			6
IRELAND		1		1
ISRAEL	1			1
ITALY	1	2		3
JAPAN	3	18		21
JORDAN	1			1
KENYA		1		1
KUWAIT	1	2		3
KYRGYZSTAN		1		1
LEBANON		3		3
MACAO	1			1
MACEDONIA		1		1
MALAYSIA	2			2
MEXICO	1	3		4
NEPAL	1	1		2
NETHERLANDS	2			2
NEW ZEALAND		1		1
NIGERIA	1	1		2
PAKISTAN	2	2		4




## ***LIBERAL ARTS, CONTINUED***

	<b>Undergraduate</b>	<b>Graduate</b>	<b>Professional</b>	<b>Total</b>
PANAMA	2			2
PARAGUAY	1			1
PERU		1		1
PHILIPPINES	2			2
PORTUGAL		3		3
ROMANIA		7		7
RUSSIA	1	8		9
SAINT LUCIA		1		1
SENEGAL		1		1
SERBIA AND MONTENEGRO		2		2
SINGAPORE	2	4		6
SOUTH KOREA	39	34		73
SPAIN	1	5		6
SRI LANKA		1		1
SWITZERLAND	1			1
TAIWAN	5	8		13
THAILAND	4			4
TRINIDAD AND TOBAGO	1	3		4
TURKEY	1	8		9
UKRAINE		3		3
UNITED ARAB EMIRATES		1		1
UNITED KINGDOM	5	3		8
UZBEKISTAN		1		1
VENEZUELA	1			2
ZIMBABWE		1		1
<b>Total</b>	<b>154</b>	<b>259</b>		<b>413</b>



<b>MANAGEMENT</b>				
	<b>Undergraduate</b>	<b>Graduate</b>	<b>Professional</b>	<b>Total</b>
ARMENIA		3		3
AUSTRALIA	2			2
AUSTRIA	1			1
BAHRAIN	1			1
BANGLADESH	1	2		3
BELARUS		1		1
BELGIUM		1		1
BOLIVIA	2	2		4
BOSNIA AND HERCEGOVINA		1		1
BRAZIL	4	2		6
BULGARIA	1	3		4
CANADA	11	3		14
CHILE	1	1		2
CHINA	21	37		58
COLOMBIA	9	3		12
COSTA RICA	2	3		5
CROATIA		1		1
CZECH REPUBLIC		1		1
DENMARK		1		1
DOMINICAN REPUBLIC	2			2
ECUADOR	4	1		5
EL SALVADOR	4	1		5
ETHIOPIA	1			1
FRANCE		2		2
GERMANY		25		25
GREECE		2		2
GUATEMALA	5			5
HONDURAS	1			1
HONG KONG	2	1		3
HUNGARY		8		8
INDIA	83	50		133
INDONESIA	27	1		28
IRAN		1		1
IRELAND	1			1
ITALY		3		3
JAPAN	4	11		15
JORDAN	2			2
KAZAKHSTAN		1		1
KUWAIT	11	1		12
MALAYSIA	3	1		4
MEXICO	4	5		9
MOROCCO	1			1
NEPAL	2			2
NETHERLANDS	3	15		18
NICARAGUA	3			3
PAKISTAN	8			8
PANAMA	2	1		3



## ***MANAGEMENT, CONTINUED***

	<b>Undergraduate</b>	<b>Graduate</b>	<b>Professional</b>	<b>Total</b>
PERU	1	2		3
PHILIPPINES	1	1		2
ROMANIA		3		3
RUSSIA	2	4		6
SAUDI ARABIA	1			1
SINGAPORE	2	1		3
SOUTH AFRICA		1		1
SOUTH KOREA	68	40		108
SPAIN	4	1		5
SRI LANKA	2			2
SWEDEN	3			3
SWITZERLAND	2			2
TAIWAN	18	28		46
THAILAND	2	3		5
TUNISIA	1			1
TURKEY	7	11		18
UKRAINE		4		4
UNITED ARAB EMIRATES	1			1
UNITED KINGDOM	6	2		8
UZBEKISTAN		1		1
<b>Total</b>	<b>350</b>	<b>297</b>		<b>647</b>



<b><i>NON-DEGREE</i></b>				
	<b>Undergraduate</b>	<b>Graduate</b>	<b>Professional</b>	<b>Total</b>
<b>BAHRAIN</b>	1			1
<b>BANGLADESH</b>	1			1
<b>CANADA</b>	4			4
<b>CHINA</b>	7			7
<b>DOMINICAN REPUBLIC</b>	1			1
<b>INDIA</b>	7			7
<b>INDONESIA</b>	4			4
<b>IRAN</b>	1			1
<b>JAPAN</b>	1			1
<b>MALAYSIA</b>	1			1
<b>PANAMA</b>	1			1
<b>PHILIPPINES</b>	1			1
<b>POLAND</b>	3			3
<b>SOUTH KOREA</b>	24			24
<b>TAIWAN</b>	4			4
<b>THAILAND</b>	3			3
<b>TURKEY</b>	4			4
<b>Total</b>	<b>68</b>			<b>68</b>





## ***PHARMACY, NURSING, AND HEALTH SCIENCES***

	Undergraduate	Graduate	Professional	Total
AUSTRALIA	1			1
BANGLADESH	1		2	3
BELARUS		1		1
BELIZE	1			1
CANADA	1	1		2
CHINA	5	26		31
COLOMBIA			1	1
ECUADOR	1	1		2
EGYPT		2	1	3
GHANA			2	2
HONG KONG			1	1
INDIA	4	16	3	23
INDONESIA	2	2		4
IRAQ			1	1
JAMAICA		1		1
JAPAN		1		1
KENYA			1	1
MACAO			1	1
MALAYSIA	1			1
MEXICO	1			1
NIGERIA	2	1	1	4
RUSSIA		1		1
SAUDI ARABIA	2		1	3
SINGAPORE		1		1
SOUTH KOREA	13	4	3	20
SUDAN			1	1
SWEDEN		1		1
SYRIA			1	1
TAIWAN		1		1
THAILAND		4		4
UZBEKISTAN	1			1
<b>Total</b>	<b>36</b>	<b>64</b>	<b>20</b>	<b>120</b>



School of Science

<b>SCIENCE</b>				
	<b>Undergraduate</b>	<b>Graduate</b>	<b>Professional</b>	<b>Total</b>
ARGENTINA		1		1
ARMENIA		2		2
BAHRAIN	1			1
BANGLADESH		4		4
BELARUS		2		2
BELGIUM		1		1
BELIZE		1		1
BOTSWANA	1			1
BRAZIL		3		3
BULGARIA		3		3
CANADA	1	3		4
CHINA	19	222		241
COLOMBIA	2	2		4
COSTA RICA	1	3		4
CROATIA		1		1
CYPRUS		2		2
CZECH REPUBLIC		1		1
DENMARK		1		1
ECUADOR	1	4		5
EGYPT		11		11
ETHIOPIA		1		1
FRANCE		5		5
GEORGIA		1		1
GERMANY	1	3		4
GHANA		1		1
GREECE		5		5
GUATEMALA		2		2
HONG KONG	3	4		7
HUNGARY		2		2
INDIA	51	89		140
INDONESIA	19	1		20
IRAN		3		3
ITALY		3		3
JAMAICA	1	1		2
JAPAN	3	4		7
JORDAN	1	1		2
KAZAKHSTAN	1	1		2
KENYA	2	1		3
KUWAIT	1			1
LEBANON		1		1
LIBERIA		1		1
MALAWI		1		1
MALAYSIA	17	1		18
MEXICO		2		2
MONGOLIA		1		1
NEPAL		2		2



School of Science

<b><i>SCIENCE, CONTINUED</i></b>				
	<b>Undergraduate</b>	<b>Graduate</b>	<b>Professional</b>	<b>Total</b>
<b>NETHERLANDS</b>	1	1		2
<b>NIGERIA</b>	1			1
<b>PAKISTAN</b>		5		5
<b>PERU</b>		3		3
<b>PHILIPPINES</b>		2		2
<b>POLAND</b>		5		5
<b>ROMANIA</b>		8		8
<b>RUSSIA</b>		8		8
<b>SAUDI ARABIA</b>	2			2
<b>SERBIA AND MONTENEGRO</b>		1		1
<b>SINGAPORE</b>		2		2
<b>SOUTH AFRICA</b>	1	3		4
<b>SOUTH KOREA</b>	50	53		103
<b>SPAIN</b>		2		2
<b>SRI LANKA</b>	2	13		15
<b>SWAZILAND</b>		1		1
<b>TAIWAN</b>	12	19		31
<b>THAILAND</b>	2	6		8
<b>TRINIDAD AND TOBAGO</b>		3		3
<b>TURKEY</b>	3	20		23
<b>UKRAINE</b>		5		5
<b>UNITED KINGDOM</b>	4	4		8
<b>VENEZUELA</b>	2	1		3
<b>VIETNAM</b>		2		2
<b>ZAMBIA</b>		1		1
<b>ZIMBABWE</b>	1			1
<b>Total</b>	<b>207</b>	<b>572</b>		<b>779</b>



## **TECHNOLOGY**

	Undergraduate	Graduate	Professional	Total
AUSTRALIA	3			3
BAHRAIN	1			1
CANADA	4			4
CHILE	1			1
CHINA	2	7		9
COLOMBIA	3	1		4
ECUADOR	2	2		4
EL SALVADOR	1			1
FRANCE	1			1
GERMANY	2			2
GHANA	1			1
HONG KONG	1			1
INDIA	17	11		28
INDONESIA	6			6
JAMAICA		1		1
JAPAN	4			4
JORDAN		2		2
KAZAKHSTAN	1			1
KENYA	1			1
MALAYSIA	6	1		7
MALI		1		1
MEXICO	1			1
MONGOLIA		1		1
NIGERIA		2		2
PAKISTAN	1	1		2
PANAMA		1		1
PHILIPPINES	1			1
POLAND		2		2
SERBIA AND MONTENEGRO		1		1
SINGAPORE	1	1		2
SOUTH KOREA	12	1		13
SRI LANKA	1			1
SWITZERLAND	1			1
TAIWAN	5	2		7
THAILAND	4	1		5
UNITED ARAB EMIRATES	1			1
UNITED KINGDOM		3		3
<b>Total</b>	<b>85</b>	<b>42</b>		<b>127</b>



<b>VETERINARY MEDICINE</b>				
	<b>Undergraduate</b>	<b>Graduate</b>	<b>Professional</b>	<b>Total</b>
<b>ARGENTINA</b>		1		1
<b>AUSTRALIA</b>		2		2
<b>AUSTRIA</b>		1		1
<b>CANADA</b>	3	1		4
<b>CHINA</b>		10		10
<b>COLOMBIA</b>	1			1
<b>EGYPT</b>		2		2
<b>ETHIOPIA</b>		1		1
<b>FRANCE</b>		1		1
<b>GERMANY</b>		1		1
<b>INDIA</b>		13		13
<b>ISRAEL</b>	1		1	2
<b>JAPAN</b>		1		1
<b>JORDAN</b>		1		1
<b>NEPAL</b>		1		1
<b>NEW ZEALAND</b>		2		2
<b>SINGAPORE</b>	1			1
<b>SOUTH KOREA</b>		4	1	5
<b>TAIWAN</b>		3		3
<b>Total</b>	<b>6</b>	<b>45</b>	<b>2</b>	<b>53</b>

# Enrollment by Region

	Undergraduate	Graduate	Professional	Total
<b>AFRICA</b>	31	94	6	<b>131</b>
<b>ASIA</b>	1387	2144	11	<b>3542</b>
<b>EUROPE</b>	105	302	-	<b>407</b>
<b>LATIN AMERICA &amp; CARIBBEAN</b>	162	205	1	<b>368</b>
<b>MIDDLE EAST</b>	113	127	4	<b>244</b>
<b>NORTH AMERICA</b>	39	59	-	<b>98</b>
<b>OCEANIA</b>	23	11	-	<b>34</b>
<b>Total</b>	<b>1860</b>	<b>2942</b>	<b>22</b>	<b>4824</b>



## AFRICA

Undergraduate	31
Graduate	94
Professional	6
<b>Total</b>	<b>131</b>

	Undergraduate	Graduate	Professional	Total		Undergraduate	Graduate	Professional	Total
<b>ANGOLA</b>		1		1	<b>MOZAMBIQUE</b>		2		2
<b>BENIN</b>		1		1	<b>NIGER</b>		2		2
<b>BOTSWANA</b>	1	1		2	<b>NIGERIA</b>	8	14	1	23
<b>COTE D'IVOIRE</b>	1	2		3	<b>SENEGAL</b>	1	4		5
<b>DEMOCRAT REP OF THE CONGO</b>		1		1	<b>SIERRA LEONE</b>		1		1
<b>EGYPT</b>	2	23	1	26	<b>SOUTH AFRICA</b>	1	5		6
<b>ERITREA</b>		2		2	<b>SUDAN</b>			1	1
<b>ETHIOPIA</b>	1	7		8	<b>SWAZILAND</b>	1	1		2
<b>GHANA</b>	2	10	2	14	<b>TANZANIA</b>		1		1
<b>KENYA</b>	7	6	1	14	<b>TOGO</b>		1		1
<b>LIBERIA</b>	1	1		2	<b>TUNISIA</b>	1			1
<b>MALAWI</b>		1		1	<b>ZAMBIA</b>	2	3		5
<b>MALI</b>		1		1	<b>ZIMBABWE</b>	1	2		3
<b>MOROCCO</b>	1	1		2					



# ASIA

Undergraduate	1387
Graduate	2144
Professional	11
Total	3542

	Undergraduate	Graduate	Professional	Total		Undergraduate	Graduate	Professional	Total
<b>BANGLADESH</b>	9	24	2	35	<b>MONGOLIA</b>		5		5
<b>BRUNEI</b>		1		1	<b>NEPAL</b>	4	9		13
<b>BURMA (MYANMAR)</b>	1	1		2	<b>PAKISTAN</b>	32	52		84
<b>CHINA</b>	100	667		767	<b>PHILIPPINES</b>	5	10		15
<b>HONG KONG</b>	22	11	1	34	<b>SINGAPORE</b>	28	18		46
<b>INDIA</b>	473	609	3	1085	<b>SOUTH KOREA</b>	321	397	4	722
<b>INDONESIA</b>	176	28		204	<b>SRI LANKA</b>	7	23		30
<b>JAPAN</b>	24	48		72	<b>TAIWAN</b>	64	167		231
<b>KAZAKHSTAN</b>	3	4		7	<b>THAILAND</b>	28	29		57
<b>KYRGYZSTAN</b>		1		1	<b>UZBEKISTAN</b>	1	2		3
<b>MACAO</b>	1	1	1	3	<b>VIETNAM</b>	1	10		11
<b>MALAYSIA</b>	87	27		114					



# EUROPE

Undergraduate	105
Graduate	302
Professional	-
Total	407

	Undergraduate	Graduate	Professional	Total		Under-graduate	Graduate	Professional	Total
ALBANIA		1		1	IRELAND	6	3		9
ARMENIA		5		5	ITALY	1	11		12
AUSTRIA	1	4		5	LITHUANIA		1		1
BELARUS		6		6	MACEDONIA		1		1
BELGIUM	1	6		7	NETHERLANDS	7	16		23
BOSNIA AND HERCEGOVINA		1		1	NORWAY	1			1
BULGARIA	1	6		7	POLAND	3	15		18
CROATIA		2		2	PORTUGAL		3		3
CZECH REPUBLIC		2		2	ROMANIA	2	24		26
DENMARK	3	3		6	RUSSIA	5	26		31
FINLAND		1		1	SERBIA AND MONTENEGRO	2	4		6
FRANCE	8	25		33	SPAIN	7	15		22
GEORGIA		3		3	SWEDEN	11	3		14
GERMANY	13	49		62	SWITZERLAND	6	3		9
GREECE	1	22		23	UKRAINE		16		16
HUNGARY		10		10	UNITED KINGDOM	26	14		40
ICELAND		1		1					





# LATIN AMERICA & CARIBBEAN

Undergraduate	162
Graduate	205
Professional	1
Total	368

	Undergraduate	Graduate	Professional	Total		Undergraduate	Graduate	Professional	Total
ANTIGUA AND BARBUDA		1		1	HAITI	1	1		2
ARGENTINA		10		10	HONDURAS	7	4		11
BELIZE	2	1		3	JAMAICA	1	11		12
BOLIVIA	7	4		11	MEXICO	16	39		55
BRAZIL	6	21		27	NICARAGUA	8	3		11
CHILE	2	4		6	PANAMA	16	9		25
COLOMBIA	30	31	1	62	PARAGUAY	1	1		2
COSTA RICA	8	10		18	PERU	2	9		11
DOMINICAN REPUBLIC	4	3		7	SAINT LUCIA		2		2
ECUADOR	18	14		32	SURINAME	1			1
EL SALVADOR	10	3		13	TRINIDAD AND TOBAGO	1	12		13
GUATEMALA	14	5		19	VENEZUELA	7	5		12
GUYANA		2		2					



# MIDDLE EAST

Undergraduate	113
Graduate	127
Professional	4
Total	244

	Undergraduate	Graduate	Professional	Total		Undergraduate	Graduate	Professional	Total
AFGHANISTAN		1		1	KUWAIT	24	7		31
BAHRAIN	5	1		6	LEBANON	6	8		14
CYPRUS		5		5	OMAN	1			1
IRAN	3	16		19	SAUDI ARABIA	16	1	1	18
IRAQ			1	1	SYRIA			1	1
ISRAEL	2	2	1	5	TURKEY	37	69		106
JORDAN	10	13		23	UNITED ARAB EMIRATES	9	4		13



# NORTH AMERICA

Undergraduate	39
Graduate	59
Professional	-
Total	98

	Undergraduate	Graduate	Professional	Total
CANADA	39	59		98



# OCEANIA

Undergraduate	23
Graduate	11
Professional	-
Total	34

	Undergraduate	Graduate	Professional	Total
AUSTRALIA	22	7		29
NEW ZEALAND	1	4		5

# International Faculty and Staff

<b>Areas</b>	<b>Count</b>	<b>Areas</b>	<b>Count</b>
Agriculture	123	Library Science	2
Business and Management	37	Life Sciences/Biological Sciences	145
Communication	2	Mathematics	47
Computer & Information Sciences	48	Philosophy and Religion	2
Education	9	Physical Sciences	103
Engineering	223	Psychology	4
Foreign Languages and Literatures	6	Social Sciences and History	6
Health Sciences	66	Visual & Performing Arts	4
Home Economics	15	Other	1
Letters	2		
<b>Total</b>			<b>845</b>

Note: Areas listed correspond to Institute of International Education (IIE) reporting guidelines.

# International Faculty and Staff by Country

COUNTRY	COUNT	COUNTRY	COUNT
Algeria	1	Kenya	1
Argentina	8	Kuwait	1
Australia	10	Kyrgyzstan	1
Austria	5	Lebanon	3
Bangladesh	3	Malaysia	3
Barbados	1	Mexico	5
Belarus	2	Moldova	1
Belgium	3	Mongolia	1
Brazil	15	Morocco	3
Bulgaria	1	Netherlands	8
Cameroon	1	New Zealand	2
Canada	25	Nicaragua	2
China	177	Nigeria	3
Colombia	4	Norway	2
Croatia	1	Pakistan	1
Czech Republic	3	Peru	1
Denmark	3	Philippines	2
Ecuador	3	Poland	9
Egypt	8	Portugal	3
El Salvador	1	Romania	5
Ethiopia	1	Russia	31
Finland	1	Serbia and Montenegro	1
France	23	Singapore	2
Germany	32	Slovakia	3
Ghana	1	South Africa	2
Greece	4	South Korea	134
Guatemala	2	Spain	14
Honduras	1	Sri Lanka	4
Hong Kong (SAR-PRC)	6	Sweden	1
Hungary	5	Switzerland	6
India	101	Taiwan	27
Iran	3	Tanzania	1
Iraq	1	Thailand	17
Ireland	1	Turkey	11
Israel	12	Ukraine	5
Italy	22	United Kingdom	11
Jamaica	1	Uzbekistan	1
Japan	23	Venezuela	1
		Zimbabwe	1
<b>Total</b>			<b>845</b>

## Grand Totals

<b>UNDERGRADUATE STUDENTS</b>	<b>1860</b>
<b>GRADUATE STUDENTS</b>	<b>2942</b>
<b>PROFESSIONAL STUDENTS</b>	<b>22</b>
<b>FACULTY &amp; STAFF</b>	<b>845</b>
<b>TOTAL</b>	<b>5669</b>