



Account Number Crosswalk

Account Crosswalk Steps

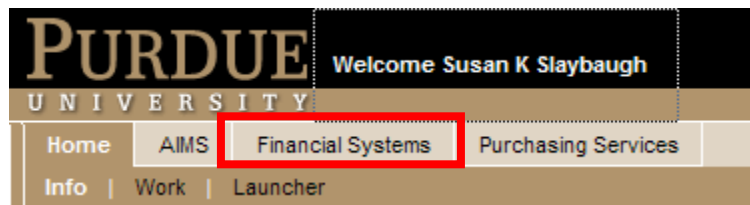
One of the biggest changes with OnePurdue is the switch from legacy account numbers to the new fund and cost object numbers. This QRC assists you as you translate legacy Account numbers to fund and cost object numbers.

Login to the Portal

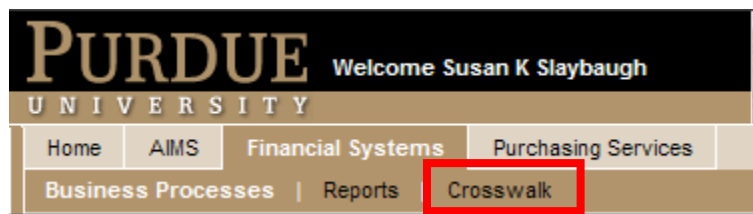
Use your career account login and password

User ID *
Password *
Log on

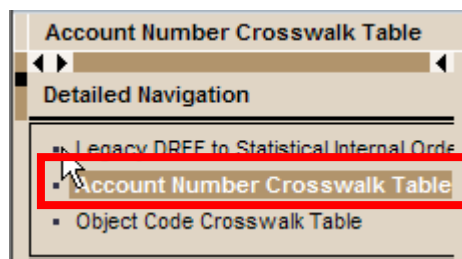
Choose Financial Systems link



Choose Crosswalk



Choose Account Number Crosswalk Table



Enter your legacy account number

Data Browser: Table ZFI_ACCT_NBR: Sele
Menu | Save as Variant... | Back | Cancel | System | Execute
Legacy Fund to
Legacy Department to
Legacy Project to



Quick Reference Card

Account Number Crosswalk

Click Execute

Data Browser: Table ZFI_ACCT_NBR: Sele

Menu | Save as Variant... Back Cancel System **Execute**

Legacy Fund to
 Legacy Department to
 Legacy Project to

Double Click on the line item

Data Browser: Table ZFI_ACCT_NBR Select Entries 1

Menu | Back Cancel System | Display Choose Sort Ascending Sort Descending More...

Table: ZFI_ACCT_NBR
 Displayed Fields: 10 of 10 Fixed Columns: 4 List Width 0250

Client	Legacy Fund	Legacy Department	Legacy Project	Legacy Fund Name
700	010	1398	0000	Computer Sciences

The Fund and cost object are listed.

Table ZFI_ACCT_NBR Display

Menu | Back Cancel System

Client
 Legacy Fund
 Legacy Department
 Legacy Project

Legacy Fund Name
 Business Area
 Fund
 Cost Center
 Order
 WBS Element