

Provost's Academic Leadership Forum

October 21, 2009

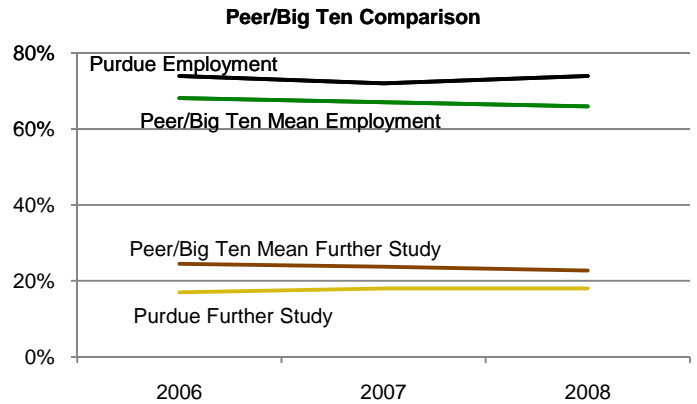
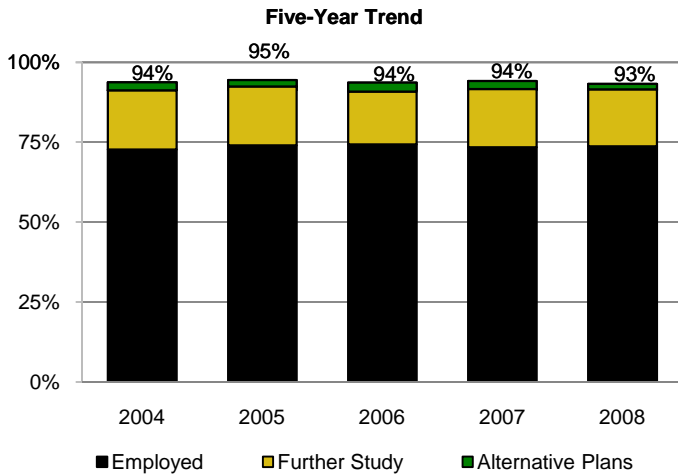
Career Placement

Post-Graduation Status of Students Earning a Baccalaureate Degree May 2008

College/School	Earned Degrees	Total Responses	Employed	Further Study	Seeking Employment	Alternative Plans	Placement Rate*		
							Employed	Further Study	Alternative Plans
Agriculture	334	316	235	68	10	3	74%	22%	1%
Consumer & Family Sciences	323	271	225	35	9	1	83%	13%	0%
Education	138	117	104	4	7	2	89%	3%	2%
Engineering	665	603	481	106	11	5	80%	18%	1%
Liberal Arts	930	712	381	213	80	23	54%	30%	3%
Management	419	378	282	31	51	13	75%	8%	3%
Pharmacy, Nursing, Health Sciences	247	216	147	52	10	3	68%	24%	1%
Science	297	258	145	89	13	7	56%	34%	3%
Technology	579	539	474	36	25	3	88%	7%	1%
Bachelor Degree Total	3,932	3,410	2,474	634	216	60	73%	19%	2%

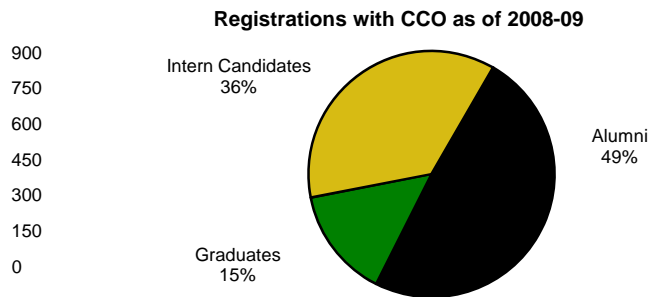
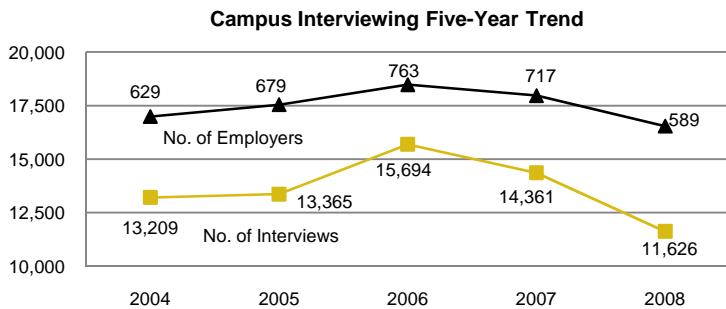
- Alternative plans include post-graduate internships and volunteer service (e.g. Peace Corps).
- The percentage of graduates with confirmed plans, historically referred to as "Placement Rates", incorporates those graduates accepting employment, admitted for further study, and chosen for an alternative plan.
- All colleges/schools exceeded an 86% rate of post-graduate success among their May 2008 Baccalaureate graduates.

Post-Graduation Survey



- Purdue graduates have consistently accepted employment at levels exceeding the average of its peer institutions.

Center for Career Opportunities



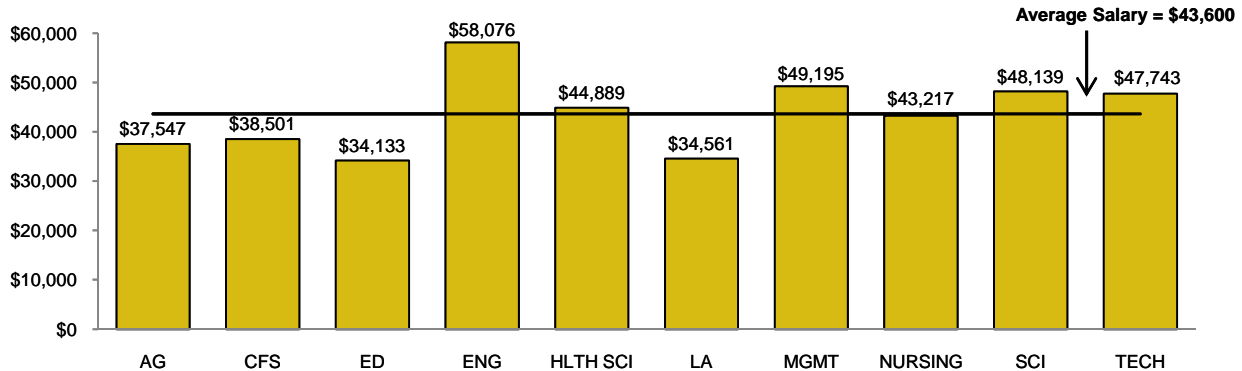
- The interviewing trends reflect impact of economy on employer recruitment. In a strong job market (2007-08), students are much more selective in choosing interviews. In a weak job market (2008-09), employers cut back on campus recruitment activity.
- High alumni registration numbers reflect current economic conditions.
- The graduate and intern candidate categories represent undergraduate, graduate and professional school students.

Provost's Academic Leadership Forum

October 21, 2009

Career Placement

Average Salary of Baccalaureate Degree Recipients by College/School May 2008



- Does not include Pharm.D. (\$104,911) and Doctorate of Veterinary Medicine (\$57,064) as these are professional degrees.
- Salary report broken down by major at <https://www.cco.purdue.edu/About/PostGradData.shtml>

Hiring Organizations of Alumni

Top National Employers* May 2006 – August 2009

Employer	New Hire Count
United States Air Force	106
United States Navy	69
Caterpillar	67
Boeing	61
Target	61
St. Vincent Hospital	57
Lockheed Martin	50
General Electric	48
United States Army	47
United States Marine Corps	44
Accenture	43
Exxon Mobil	39
Butler International	36
Crowe, Chizek & Company	35

*Excluding Purdue University

- The success in military hiring reflects the status and strong tradition of Purdue's ROTC Programs.
- All of the top employers listed in this chart hired Purdue graduates with majors representing multiple colleges and schools.
- An early peak at the May 2009 responses indicates that Raytheon, Northrop Grumman and Abbott Laboratories will likely be included among the top employers, along with three of the four military branches.

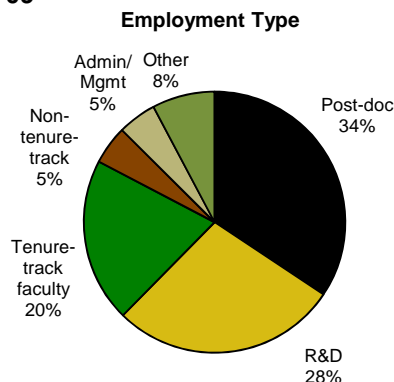
Purdue/National Salary Comparison May 2008*

College/School	Purdue		National		Purdue Index to Mean
	Mean Salary	No. of Respondents Reporting Salary	Mean Salary	No. of Respondents Reporting Salary	
Agriculture	\$37,547	123	\$37,871	273	0.99
CFS	\$38,501	103	\$44,562	1,335	0.86
Education	\$34,133	43	\$35,506	328	0.96
Engineering	\$58,076	374	\$58,232	6,591	1.00
Liberal Arts	\$34,561	138	\$35,630	1,509	0.97
Management	\$49,195	155	\$48,256	3,935	1.02
Nursing	\$43,217	39	\$50,260	693	0.86
Health Sciences	\$44,889	9	\$42,912	138	1.05
Science	\$48,193	78	\$49,067	1,352	0.98
Technology	\$47,743	327	\$51,879	244	0.92

*Source: National Association of Colleges and Employers; selected majors.

Employment Data on PhDs 2008-09

- Nearly 80% were employed within six months.
- 39% are working at a research university.
- 24% are employed within Indiana, 66% are employed in another state, and 12% in a foreign country.
- 397 doctorates from 2008-09 responded to the Graduate School survey - out of 649 degree recipients.



Source: Center for Career Opportunities, Graduate School

Did You Know?

Purdue's Center for Career Opportunities is widely regarded among its peers as hosting one of the highest volume employer recruitment programs in the country.

The post-graduate survey collaboration facilitated by the CCO, involving dozens of academic departments, the Office of the Registrar and the Purdue Alumni Association, has resulted in annual response rates exceeding 80%. Only one peer institution (Texas A&M) accomplishes similar survey success.