


Purdue University West Lafayette Enrollment Summary Fall Semester 2001-2002



Total 2001-02 Fall Enrollment: 38,208

Students By Classification

	<i>Number</i>	<i>% of Total</i>
Freshman* (1s & 2s)	7,769	20%
Sophomore (3s & 4s)	8,191	21%
Junior (5s & 6s)	7,142	19%
Senior (7s, 8s & 9s)	7,466	20%
Nondegree	419	1%
TOTAL UNDERGRADUATE	30,987	81%
TOTAL GRADUATE/PROF.	7,221	19%
GRAND TOTAL	38,208	100%

Resident Status

	<i>Number</i>	<i>% of Total</i>
<u>Undergraduate</u>		
Resident	21,451	69%
Nonresident	9,536	31%
<u>Graduate*</u>		
Resident	1,477	23%
Nonresident	4,866	77%
<u>Professional</u>		
Resident	658	75%
Nonresident	220	25%
TOTAL RESIDENT	23,586	62%
TOTAL NONRESIDENT	14,622	38%

Enrollment Status

<u>Undergraduate</u>		
Full-Time	29,238	94%
Part-Time	1,749	6%
<u>Graduate</u>		
Full-Time	4,339	68%
Part-Time	2,004	32%
<u>Professional</u>		
Full-Time	865	99%
Part-Time	13	1%
TOTAL FULL-TIME	34,442	90%
TOTAL PART-TIME	3,766	10%

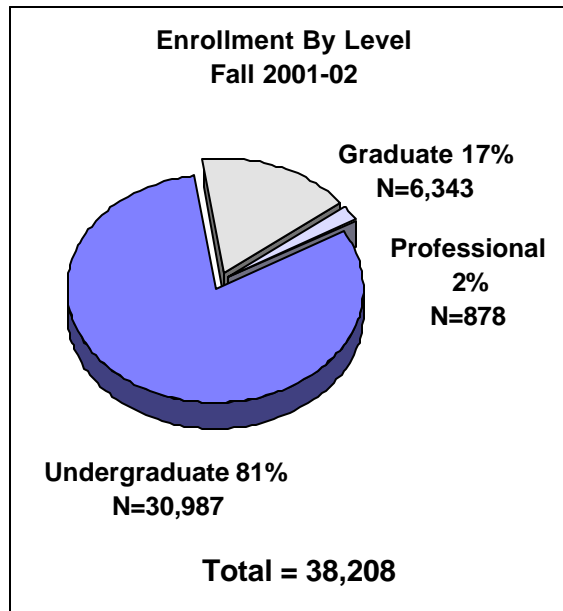
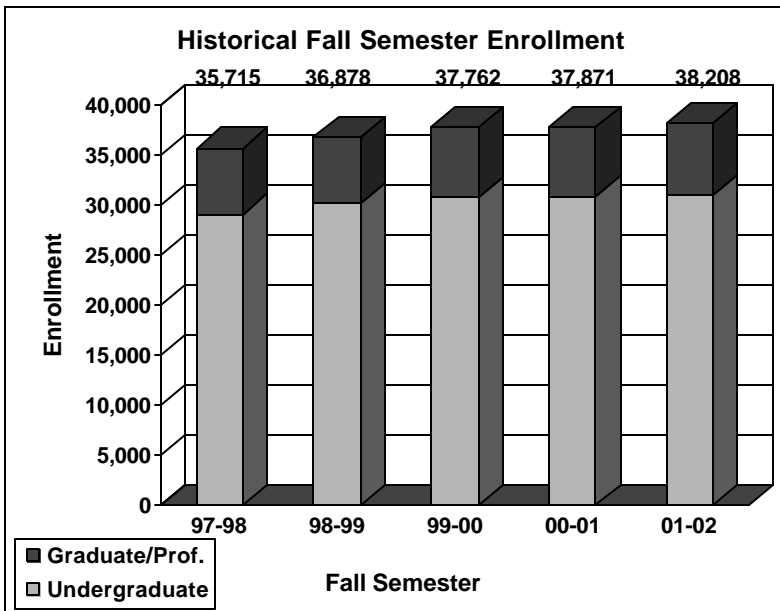
Ethnic Enrollment

African American	1,166	3%
American Indian	144	<1%
Asian American	1,466	4%
Hispanic American	789	2%
TOTAL ETHNIC	3,565	9.3%

International Students


Undergraduate	2,005	5%
Graduate/Professional	2,690	7%
TOTAL INTERNATIONAL	4,695	12%

*Freshman includes first-time, first-year students and continuing first-year students.

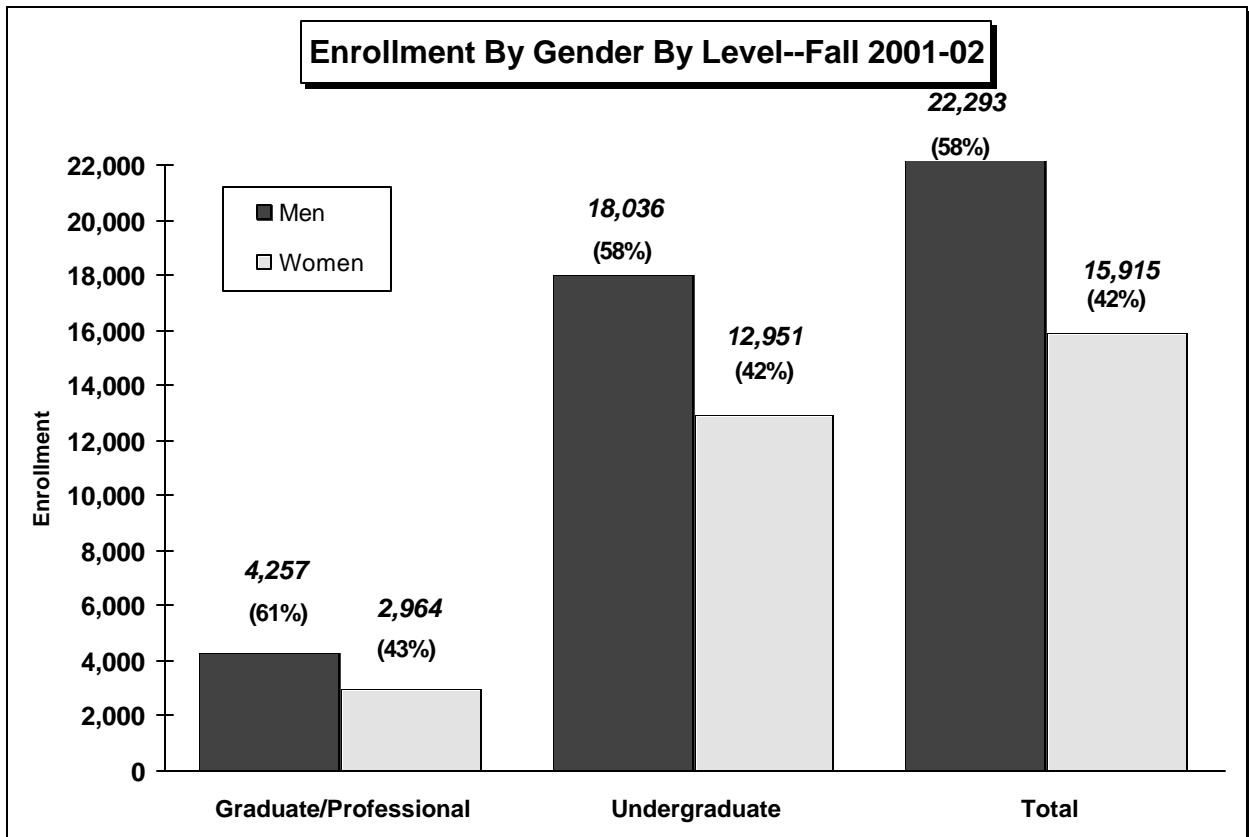


* The graduate resident count has been modified by one since the printed version of the Summary was published in September 2001.

Age By Level--Fall 2001-02



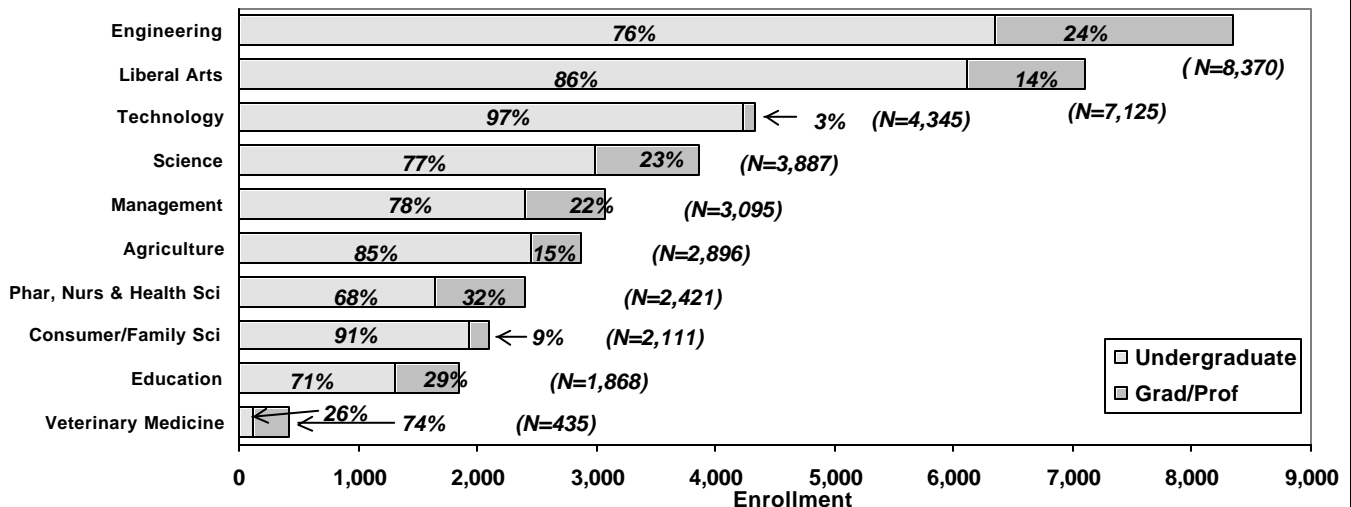
AGE DISTRIBUTION--FALL 2001-02								
LEVEL	17-19	20-21	22-23	24-25	26-30	31-35	36+	Total
Undergraduate	12,107	11,869	4,792	845	701	278	395	30,987
Graduate	8	87	1,025	1,109	2,236	959	919	6,343
Professional	3	219	317	169	123	29	18	878
TOTAL	12,118	12,175	6,134	2,123	3,060	1,266	1,332	38,208



Comparison Enrollment By School By Level--Fall 2001-02 / 2000-01

Undergraduate Students	2001-02		2000-01		% Change	
	Number	%	Number	%	2001-02 v. 2000-01	
Agriculture	2,452	8%	2,479	8%	-27	-1.1%
Consumer & Family Sciences	1,930	6%	1,863	6%	67	3.6%
Education	1,318	4%	1,402	5%	-84	-6.0%
Engineering	6,341	20%	6,233	20%	108	1.7%
Liberal Arts	6,115	20%	5,853	19%	262	4.5%
Management	2,402	8%	2,468	8%	-66	-2.7%
Pharmacy, Nursing, & Health Science	1,647	5%	1,594	5%	53	3.3%
Science	2,985	10%	3,058	10%	-73	-2.4%
Technology	4,224	14%	4,259	14%	-35	-0.8%
Veterinary Medicine	112	<1%	124	<1%	-12	-9.7%
Undergraduate Studies Program	575	2%	502	2%	73	14.5%
University Division	486	2%	576	2%	-90	-15.6%
Nondegree	400	1%	488	2%	-88	-18.0%
TOTAL UNDERGRADUATE	30,987	100%	30,899	100%	88	0.3%
Graduate Students						
Agriculture	444	7%	458	7%	-14	-3.1%
Consumer & Family Sciences	181	3%	174	3%	7	4.0%
Education	550	9%	523	9%	27	5.2%
Engineering	2,029	32%	1,947	32%	82	4.2%
Liberal Arts	1,010	16%	1,001	16%	9	0.9%
Management	693	11%	655	11%	38	5.8%
Pharmacy, Nursing & Health Science	156	2%	143	2%	13	9.1%
Science	902	14%	885	14%	17	1.9%
Technology	121	2%	108	2%	13	12.0%
Veterinary Medicine	63	1%	57	1%	6	10.5%
Unassigned	194	3%	170	3%	24	14.1%
TOTAL GRADUATE	6,343	100%	6,121	100%	222	3.6%
Professional Students						
Pharmacy, Nursing & Health Science	618	70%	590	69%	28	4.7%
Veterinary Medicine	260	30%	261	31%	-1	-0.4%
TOTAL PROFESSIONAL	878	100%	851	100%	27	3.2%

Percent Enrollment By School By Level--Fall 2001-02



Note : excludes Undergraduate Studies Program, University Division, nondegree, & unassigned students.

Comparative Enrollment Data 2001-02 / 2000-01
--

Classification	2001-02	2000-01	% Change	Resident Status	2001-02	2000-01	% Change
Freshman (1s & 2s)	7,769	7,620	2.0%	<u>Undergraduate</u>			
Sophomore (3s & 4s)	8,191	8,418	-2.7%	Resident	21,451	21,923	-2.2%
Junior (5s & 6s)	7,142	6,952	2.7%	Nonresident	9,536	8,976	6.2%
Senior (7s, 8s & 9s)	7,466	7,403	0.9%	<u>Graduate**</u>			
Nondegree	419	506	-17.2%	Resident	1,477	1,402	5.3%
TOTAL UNDERGRADUATE	30,987	30,899	0.3%	Nonresident	4,866	4,719	3.1%
TOTAL GRADUATE	6,343	6,121	3.6%	<u>Professional</u>			
TOTAL PROFESSIONAL	878	851	3.2%	Resident	658	621	6.0%
GRAND TOTAL	38,208	37,871	0.9%	Nonresident	220	230	-4.3%
Enrollment Status	2001-02	2000-01	% Change	TOTAL RESIDENT	23,586	23,946	-1.5%
<u>Undergraduate</u>				TOTAL NONRESIDENT	14,622	13,925	5.0%
Full-Time	29,238	28,827	1.4%	Ethnic Enrollment	2001-02	2000-01	% Change
Part-Time	1,749	2,072	-15.6%	<u>African American</u>			
<u>Graduate</u>				Undergraduate	936	967	-3.2%
Full-Time	4,339	4,242	2.3%	Graduate/Professional	230	226	1.8%
Part-Time	2,004	1,879	6.7%	<u>American Indian</u>			
<u>Professional</u>				Undergraduate	123	117	5.1%
Full-Time	865	838	3.2%	Graduate/Professional	21	20	5.0%
Part-Time	13	13	0.0%	<u>Asian American</u>			
TOTAL FULL-TIME	34,442	33,907	1.6%	Undergraduate	1,207	1,091	10.6%
TOTAL PART-TIME	3,766	3,964	-5.0%	Graduate/Professional	259	273	-5.1%
GRAND TOTAL	38,208	37,871	0.9%	<u>Hispanic American</u>			
Full Time Equivalent*	2001-02	2000-01	% Change	Undergraduate	625	623	0.3%
Undergraduate	30,774	30,579	0.6%	Graduate/Professional	164	172	-4.7%
Graduate	5,199	5,081	2.3%	TOT. ETHNIC UNDERGRAD.	2,891	2,798	3.3%
Professional	972	934	4.1%	TOT. ETHNIC GRAD./PROF.	674	691	-2.5%
TOTAL FTE	36,945	36,594	1.0%	GRAND TOTAL ETHNIC	3,565	3,489	2.2%
Age	2001-02	2000-01	% Change	International Students	2001-02	2000-01	% Change
<u>Undergraduate</u>				Undergraduate	2,005	1,934	3.7%
25 & Under	29,613	29,347	0.9%	Graduate/Professional	2,690	2,524	6.6%
Over 25	1,374	1,552	-11.5%	TOTAL INTERNATIONAL	4,695	4,458	5.3%
<u>Graduate/Professional</u>				Gender	2001-02	2000-01	% Change
25 & Under	2,937	2,833	3.7%	TOTAL MEN	22,293	21,874	1.9%
Over 25	4,284	4,139	3.5%	TOTAL WOMEN	15,915	15,997	-0.5%

* Full Time Equivalent enrollment is calculated by dividing total credit hours by 15 for undergraduates, professionals, and certificates, and by 12 for graduate

** The graduate resident count has been modified by one since the printed version of the Summary was published in September 2001.

For more information contact:
OFFICE OF THE REGISTRAR--RESEARCH SECTION
PURDUE UNIVERSITY
1095 HOVDE HALL
WEST LAFAYETTE, IN 47907-1095
(765) 494-0292
reg-research@purdue.edu