


# Purdue University West Lafayette Enrollment Summary Spring Semester 1996-1997



**Total 1996-97 Spring Enrollment: 32,612**

## Students By Classification

	<i>Number</i>	<i>% of Total</i>
Freshman* (1s & 2s)	6,794	21%
Sophomore (3s & 4s)	6,403	20%
Junior (5s & 6s)	6,059	19%
Senior (7s, 8s & 9s)	6,710	21%
Nondegree	376	1%
<b>TOTAL UNDERGRADUATE</b>	<b>26,342</b>	<b>81%</b>
<b>TOTAL GRADUATE/PROF.</b>	<b>6,270</b>	<b>19%</b>
<b>GRAND TOTAL</b>	<b>32,612</b>	<b>100%</b>

## Enrollment Status

<i>Undergraduate</i>		
Full-Time	24,310	92%
Part-Time	2,032	8%
<i>Graduate</i>		
Full-Time	3,937	67%
Part-Time	1,907	33%
<i>Professional</i>		
Full-Time	419	98%
Part-Time	7	2%
<b>TOTAL FULL-TIME</b>	<b>28,666</b>	<b>88%</b>
<b>TOTAL PART-TIME</b>	<b>3,946</b>	<b>12%</b>

## Resident Status

<i>Undergraduate</i>		
Resident	19,576	74%
Nonresident	6,766	26%
<i>Graduate</i>		
Resident	1,615	28%
Nonresident	4,229	72%
<i>Professional</i>		
Resident	302	71%
Nonresident	124	29%
<b>TOTAL RESIDENT</b>	<b>21,493</b>	<b>66%</b>
<b>TOTAL NONRESIDENT</b>	<b>11,119</b>	<b>34%</b>

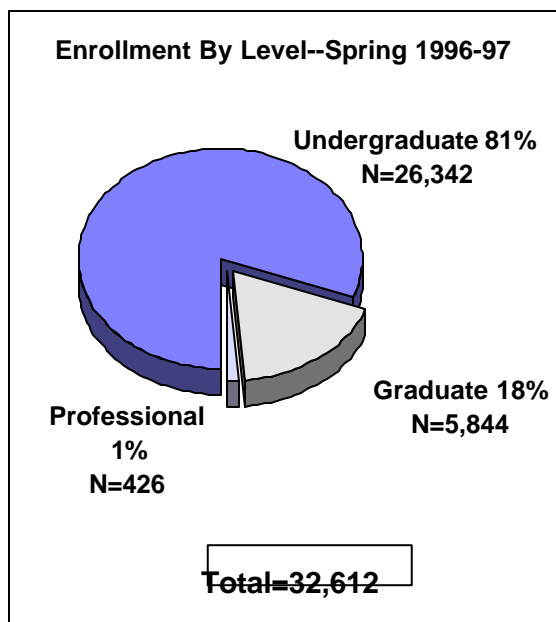
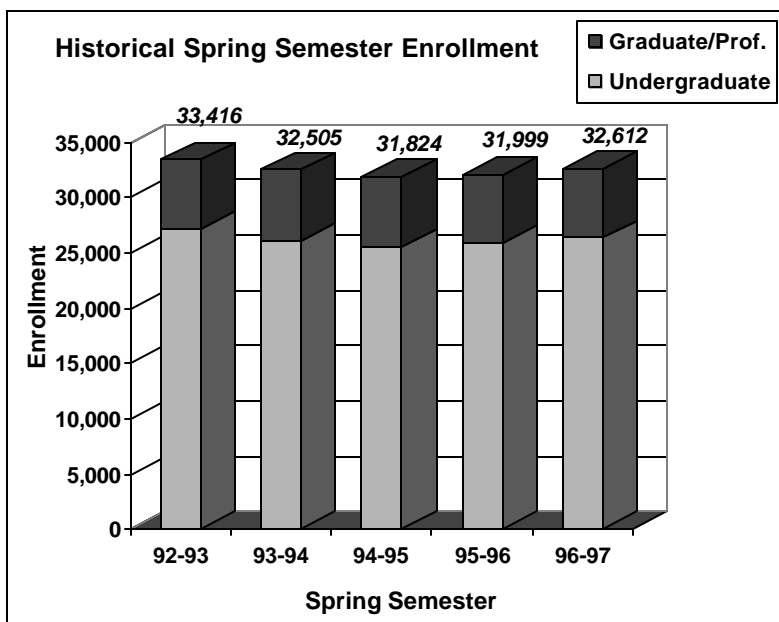
## Ethnic Enrollment

African American	1,206	4%
American Indian	148	<1%
Asian American	1,224	4%
Hispanic American	683	2%
<b>TOTAL ETHNIC</b>	<b>3,261</b>	<b>10%</b>

## International Students

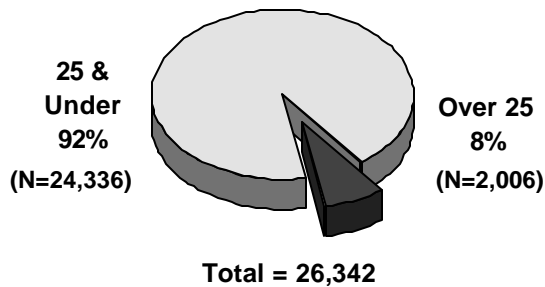
Undergraduate	1,004	3%
Graduate/Professional	1,830	6%
<b>TOTAL INTERNATIONAL</b>	<b>2,834</b>	<b>9%</b>

\*Freshman includes first-time, first-year students and continuing first-year students.

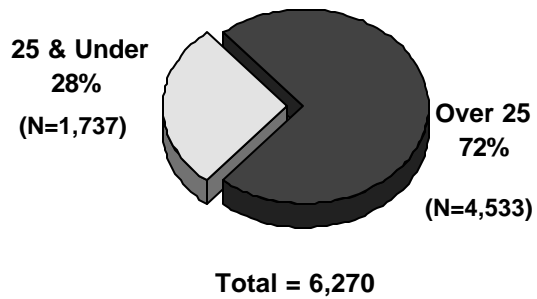


### Age By Level--Spring 1996-97

#### Undergraduate



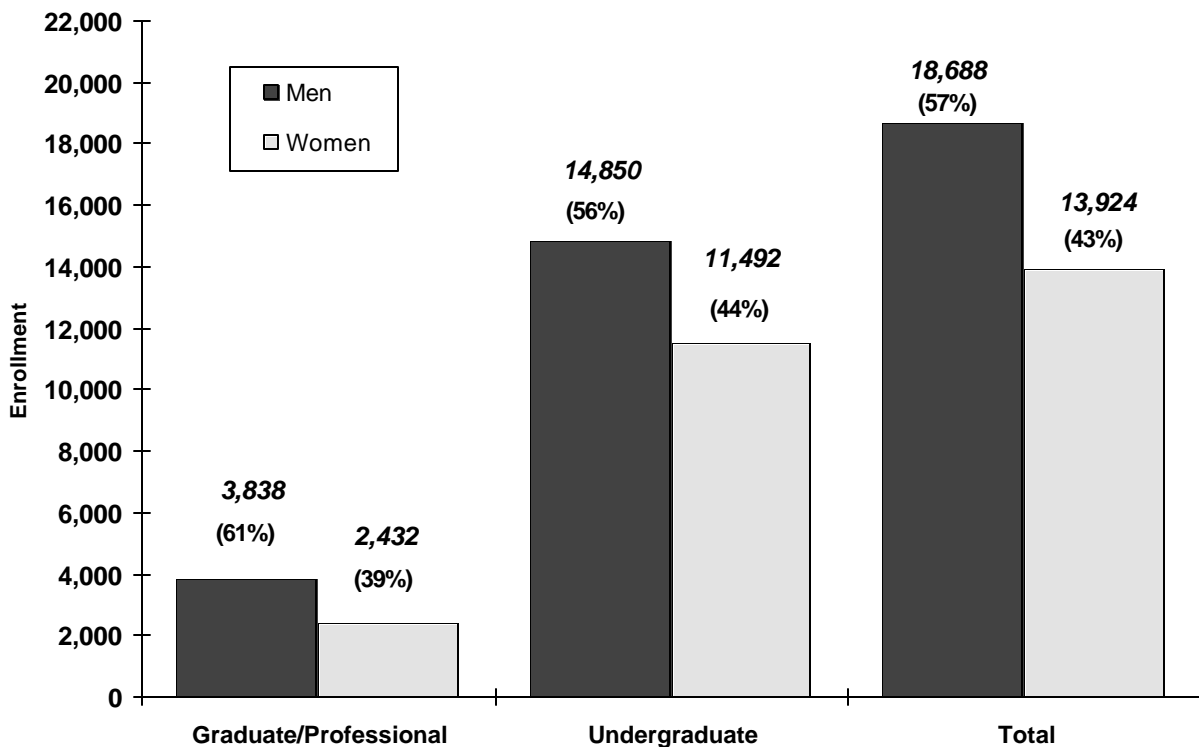
#### Graduate/Professional



### AGE DISTRIBUTION--SPRING 1996-97

LEVEL	17-19	20-21	22-23	24-25	26-30	31-35	36+	Total
Undergraduate	5,482	10,439	7,073	1,342	1,059	387	560	26,342
Graduate	9	11	421	1,005	2,298	1,136	964	5,844
Professional	1	73	97	120	87	27	21	426
<b>TOTAL</b>	<b>5,492</b>	<b>10,523</b>	<b>7,591</b>	<b>2,467</b>	<b>3,444</b>	<b>1,550</b>	<b>1,545</b>	<b>32,612</b>

### Enrollment By Gender By Level--Spring 1996-97

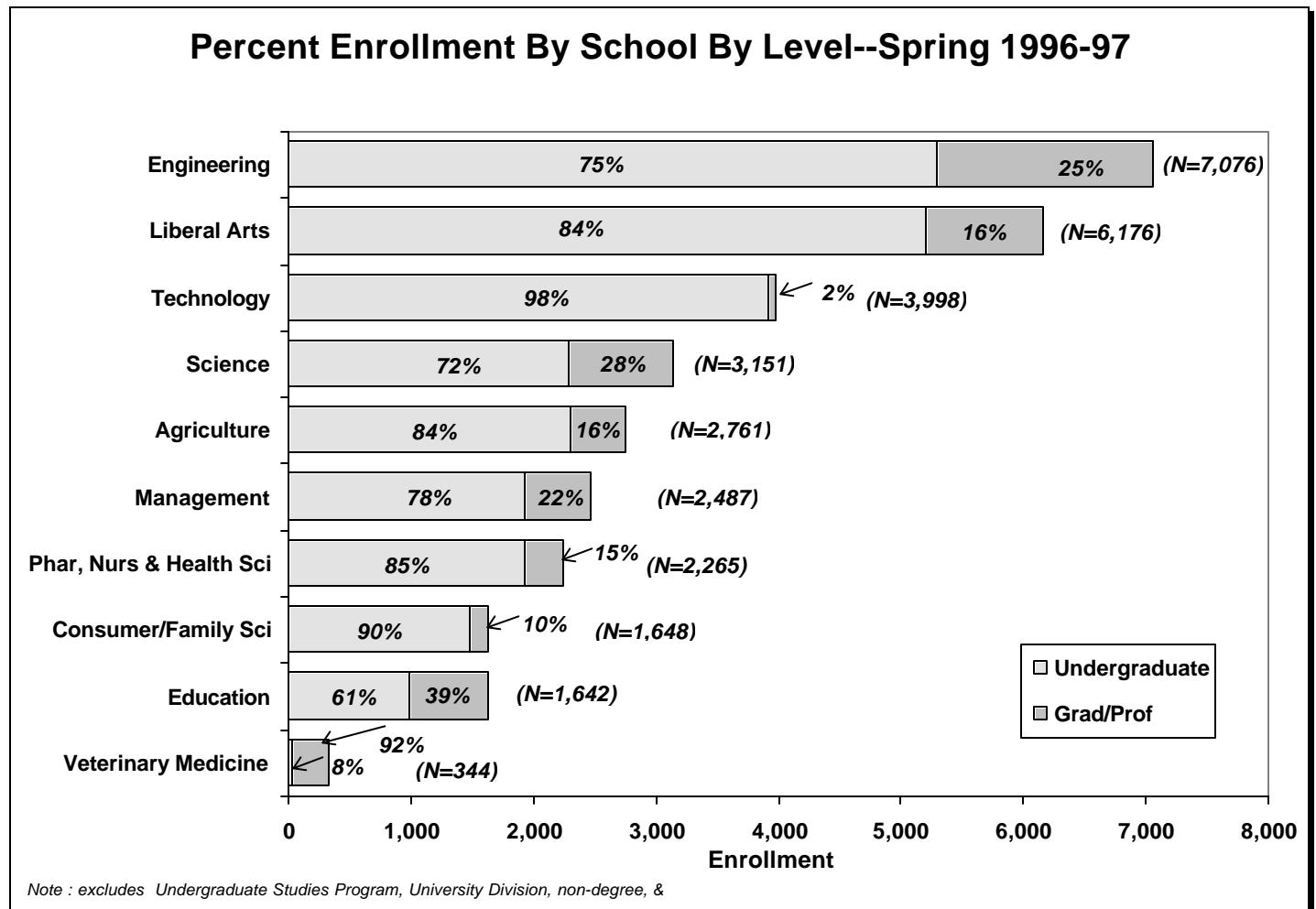


**Enrollment By School By Level--Spring 1996-97**

Undergraduate Schools	Number	%
Agriculture	2,310	9%
Consumer & Family Sciences	1,480	6%
Education	994	4%
Engineering	5,296	20%
Liberal Arts	5,203	20%
Management	1,932	7%
Pharmacy, Nursing & Health Sciences	1,936	7%
Science	2,284	9%
Technology	3,913	15%
Veterinary Medicine	27	<1%
Undergraduate Studies Program	175	1%
University Division	416	2%
Nondegree	376	1%
<b>TOTAL</b>	<b>26,342</b>	<b>100%</b>

Graduate School	Number	%
Agriculture	451	8%
Consumer & Family Sciences	168	3%
Education	648	11%
Engineering	1,780	30%
Liberal Arts	973	17%
Management	555	9%
Pharmacy, Nursing & Health Sciences	154	3%
Science	867	15%
Technology	85	1%
Veterinary Medicine	66	1%
Unassigned	97	2%
<b>TOTAL</b>	<b>5,844</b>	<b>100%</b>

Professional	Number	%
Pharmacy, Nursing & Health Sciences	175	41%
Veterinary Medicine	251	59%
<b>TOTAL</b>	<b>426</b>	<b>100%</b>



<b>Comparative Enrollment Data 1996-97 / 1995-96</b>
--

Classification	1996-97	1995-96	% Change	Resident Status	1996-97	1995-96	% Change
Freshman (1s & 2s)	6,794	6,516	4.3%	<u>Undergraduate</u>			
Sophomore (3s & 4s)	6,403	6,142	4.2%	Resident	19,576	19,125	2.4%
Junior (5s & 6s)	6,059	6,226	-2.7%	Nonresident	6,766	6,724	0.6%
Senior (7s, 8s & 9s)	6,710	6,590	1.8%	<u>Graduate</u>			
Nondegree	376	375	0.3%	Resident	1,615	1,603	0.7%
<b>TOTAL UNDERGRADUATE</b>	<b>26,342</b>	<b>25,849</b>	<b>1.9%</b>	Nonresident	4,229	4,243	-0.3%
<b>TOTAL GRADUATE</b>	<b>5,844</b>	<b>5,846</b>	<b>0.0%</b>	<u>Professional</u>			
<b>TOTAL PROFESSIONAL</b>	<b>426</b>	<b>304</b>	<b>40.1%</b>	Resident	302	213	41.8%
<b>GRAND TOTAL</b>	<b>32,612</b>	<b>31,999</b>	<b>1.9%</b>	Nonresident	124	91	36.3%
<b>Enrollment Status</b>	<b>1996-97</b>	<b>1995-96</b>	<b>% Change</b>	<b>TOTAL RESIDENT</b>	<b>21,493</b>	<b>20,941</b>	<b>2.6%</b>
<u>Undergraduate</u>				<b>TOTAL NONRESIDENT</b>	<b>11,119</b>	<b>11,058</b>	<b>0.6%</b>
Full-Time	24,310	23,764	2.3%	<b>Ethnic Enrollment</b>	<b>1996-97</b>	<b>1995-96</b>	<b>% Change</b>
Part-Time	2,032	2,085	-2.5%	<u>African American</u>			
<u>Graduate</u>				Undergraduate	1,000	936	6.8%
Full-Time	3,937	3,939	-0.1%	Graduate/Professional	206	211	-2.4%
Part-Time	1,907	1,907	0.0%	<u>American Indian</u>			
<u>Professional</u>				Undergraduate	127	126	0.8%
Full-Time	419	295	42.0%	Graduate/Professional	21	24	-12.5%
Part-Time	7	9	-22.2%	<u>Asian American</u>			
<b>TOTAL FULL-TIME</b>	<b>28,666</b>	<b>27,998</b>	<b>2.4%</b>	Undergraduate	981	960	2.2%
<b>TOTAL PART-TIME</b>	<b>3,946</b>	<b>4,001</b>	<b>-1.4%</b>	Graduate/Professional	243	277	-12.3%
<b>GRAND TOTAL</b>	<b>32,612</b>	<b>31,999</b>	<b>1.9%</b>	<u>Hispanic American</u>			
<b>Full Time Equivalent*</b>	<b>1996-97</b>	<b>1995-96</b>	<b>% Change</b>	Undergraduate	560	553	1.3%
Undergraduate	25,910	25,281	2.5%	Graduate/Professional	123	136	-9.6%
Graduate	4,729	4,759	-0.6%	<b>TOT. ETHNIC UNDERGRAD.</b>	<b>2,668</b>	<b>2,575</b>	<b>3.6%</b>
Professional	510	366	39.3%	<b>TOT. ETHNIC GRAD./PROF.</b>	<b>593</b>	<b>648</b>	<b>-8.5%</b>
<b>TOTAL FTE</b>	<b>31,149</b>	<b>30,406</b>	<b>2.4%</b>	<b>GRAND TOTAL ETHNIC</b>	<b>3,261</b>	<b>3,223</b>	<b>1.2%</b>
<b>Age</b>	<b>1996-97</b>	<b>1995-96</b>	<b>% Change</b>	<b>International Students</b>	<b>1996-97</b>	<b>1995-96</b>	<b>% Change</b>
<u>Undergraduate</u>				Undergraduate	1,004	723	38.9%
25 & Under	24,336	23,790	2.3%	Graduate/Professional	1,830	1,764	3.7%
Over 25	2,006	2,059	-2.6%	<b>TOTAL INTERNATIONAL</b>	<b>2,834</b>	<b>2,487</b>	<b>14.0%</b>
<u>Graduate/Professional</u>				<b>Gender</b>	<b>1996-97</b>	<b>1995-96</b>	<b>% Change</b>
25 & Under	1,737	1,767	-1.7%	<b>TOTAL MEN</b>	<b>18,688</b>	<b>18,465</b>	<b>1.2%</b>
Over 25	4,533	4,383	3.4%	<b>TOTAL WOMEN</b>	<b>13,924</b>	<b>13,534</b>	<b>2.9%</b>

\*Full Time Equivalent enrollment is calculated by dividing total credit hours by 15 for undergraduates, professionals, and certificates, and by 12 for graduate students.

For more information contact:  
OFFICE OF THE REGISTRAR-RESEARCH SECTION  
PURDUE UNIVERSITY  
1095 HOVDE HALL  
WEST LAFAYETTE, IN 47907-1095  
(317) 494-0292