

2008

REPORT OF ENROLLMENT

INDIANA COLLEGES AND UNIVERSITIES

FOR

THE INDIANA CONFERENCE OF HIGHER EDUCATION

AND

THE INDIANA ASSOCIATION OF COLLEGIATE REGISTRARS
AND ADMISSIONS OFFICERS

Prepared By

Janet C. McClean

Office of Enrollment Management
Purdue University

October 20, 2008

2008
REPORT OF ENROLLMENT
OF INDIANA COLLEGES AND UNIVERSITIES

| | | |
|------------|---|----|
| Table I | Degree Credit Enrollment of Resident and Extension Students - Fall Session 2007-2008 | 1 |
| Table II | Degree Credit Enrollment of Resident and Extension Students - Fall Session 2008-2009 | 3 |
| Table III | Comparison of Resident and Extension Degree Credit Enrollment - Fall Session 2007-2008 to Fall Session 2008-2009 | 5 |
| Table IV | Degree Credit Enrollment of Resident Men and Women - Fall Session 2008-2009 | 7 |
| Table V | Degree Credit Enrollment of Full and Part-Time Resident Students - Fall Session 2008-2009 | 9 |
| Table VI | Full Time Equivalent of Degree Credit Resident Enrollment - Fall Session 2008-2009 | 11 |
| Table VII | First Time Degree Credit Resident Enrollment - Fall Session 2008-2009 | 13 |
| Table VIII | Degree Credit Extension Student Enrollment - Fall Session 2008-2009 | 15 |
| Table IX | Comparison of Enrollment in Indiana Colleges and Universities Fall 2007 to Fall 2008 | 16 |
| Chart I | Comparison of Public and Independent Institutions by Resident and Extension Students | 17 |
| Chart II | Five-Year Historical Enrollment Comparisons | 18 |

This report was prepared for the Indiana Conference of Higher Education and the Indiana Association of Collegiate Registrars and Admissions Officers. The information regarding the enrollment at each institution is confidential and is not to be publicized. Questions regarding the enrollment at any institution should be directed to that institution. Questions regarding this report should be directed to Janet C. McClean at Purdue University, e-mail: jcmcclean@purdue.edu, telephone: (765) 494-0292.

Terms Used in this Report

Resident students are students enrolled at the main or branch campus from which the enrollment is being reported.

Extension students are students enrolled in credit courses offered at centers or places away from the main or regional campuses.

Full time equivalent of total head count is the sum of the credit hours for all students in the respective categories, divided by the standard full-time credit hour load.

The standard for the undergraduate and first-professional levels is 15. The standard for the graduate level is 12. Full time equivalent values are rounded.

Individual values may not sum to total.

TABLE I
DEGREE CREDIT ENROLLMENT OF RESIDENT AND EXTENSION STUDENTS
FALL SESSION 2007-2008

| | <i>RESIDENT</i> | | | | | | | | <i>EXTENSION</i> | | | | <i>GRAND TOTAL</i> | |
|--|-----------------|-------------|---------------|---------------|---------------|----------------|-------------|-------------|------------------|---------------|----------------|-------------|--------------------|--------------|
| | <i>TOTAL</i> | | | | | | | | <i>GRAD/</i> | | | | | |
| | <i>FRESH</i> | <i>SOPH</i> | <i>JUNIOR</i> | <i>SENIOR</i> | <i>UNGRAD</i> | <i>UNCLASS</i> | <i>PROF</i> | <i>GRAD</i> | <i>TOTAL</i> | <i>UNGRAD</i> | <i>UNCLASS</i> | <i>PROF</i> | | <i>TOTAL</i> |
| Ancilla College | 312 | 178 | 0 | 0 | 490 | 14 | 0 | 0 | 504 | 0 | 0 | 0 | 0 | 504 |
| Anderson University | 658 | 366 | 541 | 554 | 2,119 | 30 | 68 | 490 | 2,707 | 0 | 0 | 0 | 0 | 2,707 |
| Associated Mennonite Biblical Seminary | 0 | 0 | 0 | 0 | 0 | 0 | 41 | 102 | 143 | 0 | 0 | 26 | 26 | 169 |
| Ball State University | 4,878 | 3,604 | 3,024 | 3,247 | 14,753 | 330 | 0 | 1,745 | 16,828 | 1,725 | 260 | 1,512 | 3,497 | 20,325 |
| Bethel College | 418 | 459 | 483 | 483 | 1,843 | 73 | 0 | 181 | 2,097 | 0 | 0 | 0 | 0 | 2,097 |
| Butler University | 1,090 | 838 | 782 | 883 | 3,593 | 24 | 286 | 576 | 4,479 | 0 | 1,417 | 0 | 1,417 | 5,896 |
| Calumet College Of Saint Joseph | 210 | 149 | 258 | 362 | 979 | 56 | 0 | 174 | 1,209 | 0 | 0 | 0 | 0 | 1,209 |
| Christian Theological Seminary | 0 | 0 | 0 | 0 | 0 | 30 | 161 | 113 | 304 | 0 | 0 | 0 | 0 | 304 |
| Davenport University, Indiana | 198 | 169 | 95 | 58 | 520 | 0 | 0 | 0 | 520 | 0 | 0 | 0 | 0 | 520 |
| DePauw University | 690 | 546 | 575 | 539 | 2,350 | 48 | 0 | 0 | 2,398 | 0 | 0 | 0 | 0 | 2,398 |
| Earlham College | 346 | 276 | 262 | 272 | 1,156 | 38 | 64 | 85 | 1,343 | 0 | 0 | 0 | 0 | 1,343 |
| Franklin College Of Indiana | 389 | 217 | 184 | 243 | 1,033 | 93 | 0 | 0 | 1,126 | 0 | 0 | 0 | 0 | 1,126 |
| Goshen College | 276 | 201 | 212 | 245 | 934 | 21 | 0 | 16 | 971 | 0 | 0 | 0 | 0 | 971 |
| Grace College | 318 | 235 | 161 | 194 | 908 | 42 | 33 | 93 | 1,076 | 276 | 0 | 51 | 327 | 1,403 |
| Hanover College | 242 | 201 | 222 | 251 | 916 | 13 | 0 | 0 | 929 | 0 | 0 | 0 | 0 | 929 |
| Holy Cross College | 291 | 102 | 49 | 31 | 473 | 7 | 0 | 0 | 480 | 0 | 0 | 0 | 0 | 480 |
| Huntington University | 340 | 242 | 199 | 213 | 994 | 64 | 0 | 85 | 1,143 | 0 | 0 | 0 | 0 | 1,143 |
| Indiana Institute Of Technology | 979 | 687 | 641 | 719 | 3,026 | 38 | 0 | 344 | 3,408 | 0 | 0 | 0 | 0 | 3,408 |
| Indiana State University | 2,828 | 1,568 | 1,584 | 2,160 | 8,140 | 229 | 164 | 2,010 | 10,543 | 0 | 0 | 0 | 0 | 10,543 |
| Indiana University | 22,206 | 18,570 | 14,461 | 19,529 | 74,766 | 5,911 | 3,524 | 14,921 | 99,122 | 0 | 0 | 0 | 0 | 99,122 |
| Indiana University - Bloomington | 8,051 | 7,869 | 6,572 | 7,242 | 29,734 | 1,094 | 924 | 7,238 | 38,990 | 0 | 0 | 0 | 0 | 38,990 |
| Indiana University - East | 754 | 468 | 326 | 426 | 1,974 | 292 | 0 | 0 | 2,266 | 0 | 0 | 0 | 0 | 2,266 |
| Indiana University - Kokomo | 818 | 654 | 394 | 521 | 2,387 | 362 | 0 | 86 | 2,835 | 0 | 0 | 0 | 0 | 2,835 |
| Indiana University - Northwest | 1,506 | 1,012 | 595 | 852 | 3,965 | 372 | 0 | 453 | 4,790 | 0 | 0 | 0 | 0 | 4,790 |
| Indiana University - South Bend | 2,136 | 1,339 | 851 | 1,392 | 5,718 | 1,030 | 0 | 769 | 7,517 | 0 | 0 | 0 | 0 | 7,517 |
| Indiana University - Southeast | 1,625 | 1,216 | 983 | 1,343 | 5,167 | 484 | 0 | 590 | 6,241 | 0 | 0 | 0 | 0 | 6,241 |
| IU-PU At Indianapolis* | 5,208 | 4,657 | 3,888 | 6,383 | 20,136 | 1,860 | 2,600 | 5,258 | 29,854 | 0 | 0 | 0 | 0 | 29,854 |
| IU-PU Fort Wayne** | 2,108 | 1,355 | 852 | 1,370 | 5,685 | 417 | 0 | 527 | 6,629 | 0 | 0 | 0 | 0 | 6,629 |
| Indiana Wesleyan University | 1,994 | 2,065 | 2,397 | 3,257 | 9,713 | 208 | 0 | 4,835 | 14,756 | 0 | 0 | 0 | 0 | 14,756 |
| Ivy Tech State College | 45,800 | 17,916 | 0 | 0 | 63,716 | 10,306 | 0 | 0 | 74,022 | 0 | 0 | 0 | 0 | 74,022 |
| Ivy Tech State Col - Bloomington | 3,446 | 989 | 0 | 0 | 4,435 | 285 | 0 | 0 | 4,720 | 0 | 0 | 0 | 0 | 4,720 |
| Ivy Tech State Col - Central Indiana | 9,244 | 3,395 | 0 | 0 | 12,639 | 1,815 | 0 | 0 | 14,454 | 0 | 0 | 0 | 0 | 14,454 |
| Ivy Tech State Col - Columbus | 1,708 | 699 | 0 | 0 | 2,407 | 220 | 0 | 0 | 2,627 | 0 | 0 | 0 | 0 | 2,627 |
| Ivy Tech State Col - East Central | 4,052 | 1,558 | 0 | 0 | 5,610 | 404 | 0 | 0 | 6,014 | 0 | 0 | 0 | 0 | 6,014 |
| Ivy Tech State Col - Kokomo | 2,319 | 875 | 0 | 0 | 3,194 | 272 | 0 | 0 | 3,466 | 0 | 0 | 0 | 0 | 3,466 |
| Ivy Tech State Col - Lafayette | 3,382 | 1,191 | 0 | 0 | 4,573 | 1,524 | 0 | 0 | 6,097 | 0 | 0 | 0 | 0 | 6,097 |
| Ivy Tech State Col - North Central | 3,428 | 1,197 | 0 | 0 | 4,625 | 822 | 0 | 0 | 5,447 | 0 | 0 | 0 | 0 | 5,447 |
| Ivy Tech State Col - Northeast | 4,082 | 1,622 | 0 | 0 | 5,704 | 1,420 | 0 | 0 | 7,124 | 0 | 0 | 0 | 0 | 7,124 |
| Ivy Tech State Col - Northwest | 3,281 | 1,259 | 0 | 0 | 4,540 | 783 | 0 | 0 | 5,323 | 0 | 0 | 0 | 0 | 5,323 |
| Ivy Tech State Col - Southern Indiana | 2,224 | 957 | 0 | 0 | 3,181 | 532 | 0 | 0 | 3,713 | 0 | 0 | 0 | 0 | 3,713 |
| Ivy Tech State Col - Southeast | 1,274 | 518 | 0 | 0 | 1,792 | 353 | 0 | 0 | 2,145 | 0 | 0 | 0 | 0 | 2,145 |
| Ivy Tech State Col - Southwest | 2,934 | 1,459 | 0 | 0 | 4,393 | 698 | 0 | 0 | 5,091 | 0 | 0 | 0 | 0 | 5,091 |
| Ivy Tech State Col - Wabash Valley | 3,057 | 1,590 | 0 | 0 | 4,647 | 859 | 0 | 0 | 5,506 | 0 | 0 | 0 | 0 | 5,506 |
| Ivy Tech State Col - Richmond | 1,369 | 607 | 0 | 0 | 1,976 | 319 | 0 | 0 | 2,295 | 0 | 0 | 0 | 0 | 2,295 |

TABLE I (continued)
DEGREE CREDIT ENROLLMENT OF RESIDENT AND EXTENSION STUDENTS
FALL SESSION 2007-2008

| | RESIDENT | | | | | | | | EXTENSION | | | | | GRAND TOTAL |
|-------------------------------------|----------------|---------------|---------------|---------------|----------------|---------------|--------------|---------------|----------------|--------------|--------------|--------------|--------------|----------------|
| | TOTAL | | | | | | | | UNGRAD | UNCLASS | GRAD/ | | | |
| | FRESH | SOPH | JUNIOR | SENIOR | UNGRAD | UNCLASS | PROF | GRAD | | | TOTAL | PROF | TOTAL | |
| Manchester College | 349 | 259 | 200 | 202 | 1,010 | 25 | 0 | 1 | 1,036 | 0 | 0 | 0 | 0 | 1,036 |
| Marian College | 664 | 556 | 297 | 389 | 1,906 | 119 | 0 | 18 | 2,043 | 0 | 0 | 0 | 0 | 2,043 |
| Martin University | 320 | 98 | 91 | 47 | 556 | 0 | 0 | 80 | 636 | 0 | 0 | 0 | 0 | 636 |
| Oakland City University | 573 | 236 | 181 | 185 | 1,175 | 250 | 14 | 153 | 1,592 | 317 | 2 | 96 | 415 | 2,007 |
| Purdue University | 16,327 | 12,406 | 9,388 | 10,574 | 48,695 | 1,414 | 922 | 8,260 | 59,291 | 0 | 41 | 7 | 48 | 59,339 |
| IU-PU Fort Wayne*** | 2,381 | 1,345 | 544 | 680 | 4,950 | 189 | 0 | 156 | 5,295 | 0 | 0 | 0 | 0 | 5,295 |
| Purdue University - Calumet | 3,560 | 1,486 | 1,263 | 1,789 | 8,098 | 488 | 0 | 1,021 | 9,607 | 0 | 0 | 0 | 0 | 9,607 |
| Purdue University - North Central | 1,996 | 887 | 305 | 354 | 3,542 | 273 | 0 | 89 | 3,904 | 0 | 0 | 0 | 0 | 3,904 |
| Purdue University - Tech. Statewide | 477 | 317 | 171 | 185 | 1,150 | 233 | 0 | 0 | 1,383 | 0 | 0 | 0 | 0 | 1,383 |
| Purdue University - West Lafayette | 7,913 | 8,371 | 7,105 | 7,566 | 30,955 | 231 | 922 | 6,994 | 39,102 | 0 | 41 | 7 | 48 | 39,150 |
| Rose-Hulman Institute Of Technology | 514 | 526 | 411 | 370 | 1,821 | 8 | 0 | 81 | 1,910 | 0 | 0 | 26 | 26 | 1,936 |
| Saint Joseph's College | 366 | 244 | 201 | 192 | 1,003 | 67 | 0 | 0 | 1,070 | 0 | 0 | 0 | 0 | 1,070 |
| Saint Mary-Of-The-Woods | 413 | 311 | 350 | 205 | 1,279 | 240 | 0 | 158 | 1,677 | 0 | 0 | 0 | 0 | 1,677 |
| Saint Mary's College | 500 | 342 | 328 | 327 | 1,497 | 22 | 0 | 0 | 1,519 | 80 | 5 | 0 | 85 | 1,604 |
| Saint Meinrad School Of Theology | 0 | 0 | 0 | 0 | 0 | 0 | 95 | 82 | 177 | 0 | 0 | 0 | 0 | 177 |
| Taylor University | 656 | 520 | 508 | 514 | 2,198 | 122 | 0 | 101 | 2,421 | 23 | 500 | 0 | 523 | 2,944 |
| Taylor University - Fort Wayne | 121 | 66 | 78 | 75 | 340 | 101 | 0 | 0 | 441 | 23 | 500 | 0 | 523 | 964 |
| Taylor University | 535 | 454 | 430 | 439 | 1,858 | 21 | 0 | 0 | 1,879 | 0 | 0 | 0 | 0 | 1,879 |
| Taylor University Graduate School | 0 | 0 | 0 | 0 | 0 | 0 | 0 | 101 | 101 | 0 | 0 | 0 | 0 | 101 |
| Trine University**** | 620 | 280 | 290 | 340 | 1,530 | 65 | 0 | 9 | 1,604 | 0 | 0 | 0 | 0 | 1,604 |
| Trine University - Angola | 545 | 254 | 223 | 243 | 1,265 | 63 | 0 | 9 | 1,337 | 0 | 0 | 0 | 0 | 1,337 |
| Trine University - Fort Wayne | 39 | 16 | 51 | 63 | 169 | 2 | 0 | 0 | 171 | 0 | 0 | 0 | 0 | 171 |
| Trine University - South Bend | 36 | 10 | 16 | 34 | 96 | 0 | 0 | 0 | 96 | 0 | 0 | 0 | 0 | 96 |
| University Of Evansville | 1,021 | 567 | 517 | 340 | 2,445 | 245 | 0 | 114 | 2,804 | 94 | 70 | 0 | 164 | 2,968 |
| University Of Indianapolis | 1,123 | 887 | 739 | 754 | 3,503 | 103 | 0 | 1,110 | 4,716 | 0 | 0 | 0 | 0 | 4,716 |
| University Of Notre Dame | 1,999 | 2,139 | 2,070 | 2,161 | 8,369 | 154 | 599 | 2,614 | 11,736 | 0 | 0 | 0 | 0 | 11,736 |
| University Of Saint Francis | 683 | 524 | 312 | 263 | 1,782 | 58 | 0 | 295 | 2,135 | 0 | 0 | 0 | 0 | 2,135 |
| University Of Southern Indiana | 3,679 | 1,681 | 1,639 | 2,009 | 9,008 | 217 | 0 | 714 | 9,939 | 0 | 0 | 0 | 0 | 9,939 |
| Valparaiso University | 776 | 705 | 576 | 777 | 2,834 | 128 | 542 | 368 | 3,872 | 0 | 0 | 0 | 0 | 3,872 |
| Vincennes University | 4,251 | 2,232 | 90 | 89 | 6,662 | 0 | 0 | 0 | 6,662 | 2,300 | 0 | 0 | 2,300 | 8,962 |
| Vincennes University - ASL | 0 | 0 | 0 | 0 | 0 | 0 | 0 | 0 | 0 | 113 | 0 | 0 | 113 | 113 |
| Vincennes University - Jasper | 434 | 315 | 11 | 3 | 763 | 0 | 0 | 0 | 763 | 189 | 0 | 0 | 189 | 952 |
| Vincennes University - Vincennes | 3,817 | 1,917 | 79 | 86 | 5,899 | 0 | 0 | 0 | 5,899 | 1,998 | 0 | 0 | 1,998 | 7,897 |
| Wabash College | 252 | 239 | 213 | 206 | 910 | 7 | 0 | 0 | 917 | 0 | 0 | 0 | 0 | 917 |
| GRAND TOTAL | 119,549 | 73,341 | 44,531 | 53,184 | 290,605 | 20,819 | 6,513 | 39,928 | 357,865 | 4,815 | 2,295 | 1,718 | 8,828 | 366,693 |

* Students enrolled in Indiana University and Purdue University Programs.

** Students enrolled in Indiana University Programs only.

*** Students enrolled in Purdue University Programs only.

**** Name change from Tri-State to Trine University 2008

TABLE II
DEGREE CREDIT ENROLLMENT OF RESIDENT AND EXTENSION STUDENTS
FALL SESSION 2008-2009

| | <i>RESIDENT</i> | | | | | | | | <i>EXTENSION</i> | | | | | <i>GRAND TOTAL</i> |
|--|-----------------|-------------|---------------|---------------|---------------|----------------|-------------|-------------|------------------|---------------|----------------|-------------|--------------|--------------------|
| | <i>TOTAL</i> | | | | | | | | <i>GRAD/</i> | | | | | |
| | <i>FRESH</i> | <i>SOPH</i> | <i>JUNIOR</i> | <i>SENIOR</i> | <i>UNGRAD</i> | <i>UNCLASS</i> | <i>PROF</i> | <i>GRAD</i> | <i>TOTAL</i> | <i>UNGRAD</i> | <i>UNCLASS</i> | <i>PROF</i> | <i>TOTAL</i> | |
| Ancilla College | 337 | 149 | 0 | 0 | 486 | 9 | 0 | 0 | 495 | 0 | 0 | 0 | 0 | 495 |
| Anderson University | 694 | 445 | 438 | 568 | 2,145 | 21 | 61 | 510 | 2,737 | 0 | 0 | 0 | 0 | 2,737 |
| Associated Mennonite Biblical Seminary | 0 | 0 | 0 | 0 | 0 | 0 | 0 | 0 | 0 | 0 | 0 | 146 | 146 | 146 |
| Ball State University | 5,064 | 3,843 | 2,981 | 3,045 | 14,933 | 247 | 0 | 1,721 | 16,901 | 1,767 | 265 | 1,785 | 3,817 | 20,718 |
| Bethel College | 448 | 436 | 466 | 466 | 1,816 | 46 | 0 | 213 | 2,075 | 0 | 0 | 0 | 0 | 2,075 |
| Butler University | 1,056 | 905 | 843 | 805 | 3,609 | 30 | 245 | 554 | 4,438 | 0 | 1,341 | 0 | 1,341 | 5,779 |
| Calumet College Of Saint Joseph | 249 | 146 | 246 | 410 | 1,051 | 51 | 0 | 111 | 1,213 | 0 | 0 | 0 | 0 | 1,213 |
| Christian Theological Seminary | 0 | 0 | 0 | 0 | 0 | 29 | 137 | 87 | 253 | 0 | 0 | 0 | 0 | 253 |
| Davenport University, Indiana | 37 | 94 | 91 | 88 | 310 | 0 | 0 | 3 | 313 | 2 | 0 | 0 | 2 | 315 |
| DePauw University | 627 | 615 | 519 | 480 | 2,241 | 57 | 0 | 0 | 2,298 | 0 | 0 | 0 | 0 | 2,298 |
| Earlham College | 384 | 277 | 241 | 246 | 1,148 | 38 | 74 | 59 | 1,319 | 0 | 0 | 0 | 0 | 1,319 |
| Franklin College Of Indiana | 389 | 217 | 184 | 243 | 1,033 | 97 | 0 | 0 | 1,130 | 0 | 0 | 0 | 0 | 1,130 |
| Goshen College | 222 | 205 | 222 | 250 | 899 | 31 | 0 | 28 | 958 | 0 | 0 | 0 | 0 | 958 |
| Grace College | 318 | 235 | 161 | 194 | 908 | 42 | 33 | 93 | 1,076 | 276 | 0 | 51 | 327 | 1,403 |
| Hanover College | 330 | 204 | 173 | 214 | 921 | 5 | 0 | 0 | 926 | 0 | 0 | 0 | 0 | 926 |
| Holy Cross College | 285 | 96 | 61 | 40 | 482 | 6 | 0 | 0 | 488 | 0 | 0 | 0 | 0 | 488 |
| Huntington University | 353 | 254 | 246 | 210 | 1,063 | 45 | 0 | 103 | 1,211 | 0 | 0 | 0 | 0 | 1,211 |
| Indiana Institute Of Technology | 1,101 | 706 | 641 | 685 | 3,133 | 49 | 0 | 329 | 3,511 | 0 | 0 | 0 | 0 | 3,511 |
| Indiana State University | 2,865 | 1,555 | 1,524 | 2,073 | 8,017 | 253 | 206 | 1,981 | 10,457 | 0 | 0 | 0 | 0 | 10,457 |
| Indiana University | 20,308 | 17,303 | 14,437 | 18,915 | 70,963 | 5,366 | 3,551 | 14,899 | 94,779 | 0 | 0 | 0 | 0 | 94,779 |
| Indiana University - Bloomington | 8,132 | 8,021 | 7,169 | 7,765 | 31,087 | 995 | 914 | 7,358 | 40,354 | 0 | 0 | 0 | 0 | 40,354 |
| Indiana University - East | 746 | 501 | 324 | 510 | 2,081 | 341 | 0 | 25 | 2,447 | 0 | 0 | 0 | 0 | 2,447 |
| Indiana University - Kokomo | 725 | 476 | 400 | 603 | 2,204 | 395 | 0 | 91 | 2,690 | 0 | 0 | 0 | 0 | 2,690 |
| Indiana University - Northwest | 1,501 | 1,016 | 583 | 874 | 3,974 | 362 | 0 | 458 | 4,794 | 0 | 0 | 0 | 0 | 4,794 |
| Indiana University - South Bend | 2,217 | 1,381 | 894 | 1,383 | 5,875 | 1,054 | 0 | 783 | 7,712 | 0 | 0 | 0 | 0 | 7,712 |
| Indiana University - Southeast | 1,842 | 1,185 | 1,028 | 1,297 | 5,352 | 483 | 0 | 647 | 6,482 | 0 | 0 | 0 | 0 | 6,482 |
| IU-PU At Indianapolis* | 5,145 | 4,723 | 4,039 | 6,483 | 20,390 | 1,736 | 2,637 | 5,537 | 30,300 | 0 | 0 | 0 | 0 | 30,300 |
| IU-PU Fort Wayne** | 0 | 0 | 0 | 0 | 0 | 0 | 0 | 0 | 0 | 0 | 0 | 0 | 0 | 0 |
| Indiana Wesleyan University | 978 | 650 | 530 | 439 | 2,597 | 0 | 0 | 0 | 2,597 | 7,827 | 0 | 5,016 | 12,843 | 15,440 |
| Ivy Tech State College | 54,983 | 22,747 | 0 | 0 | 77,730 | 9,939 | 0 | 0 | 87,669 | 0 | 0 | 0 | 0 | 87,669 |
| Ivy Tech State Col - Bloomington | 3,789 | 1,347 | 0 | 0 | 5,136 | 487 | 0 | 0 | 5,623 | 0 | 0 | 0 | 0 | 5,623 |
| Ivy Tech State Col - Central Indiana | 11,690 | 4,105 | 0 | 0 | 15,795 | 1,913 | 0 | 0 | 17,708 | 0 | 0 | 0 | 0 | 17,708 |
| Ivy Tech State Col - Columbus | 2,253 | 921 | 0 | 0 | 3,174 | 247 | 0 | 0 | 3,421 | 0 | 0 | 0 | 0 | 3,421 |
| Ivy Tech State Col - East Central | 4,721 | 1,981 | 0 | 0 | 6,702 | 500 | 0 | 0 | 7,202 | 0 | 0 | 0 | 0 | 7,202 |
| Ivy Tech State Col - Kokomo | 2,721 | 1,184 | 0 | 0 | 3,905 | 291 | 0 | 0 | 4,196 | 0 | 0 | 0 | 0 | 4,196 |
| Ivy Tech State Col - Lafayette | 4,042 | 1,521 | 0 | 0 | 5,563 | 1,370 | 0 | 0 | 6,933 | 0 | 0 | 0 | 0 | 6,933 |
| Ivy Tech State Col - North Central | 4,433 | 1,657 | 0 | 0 | 6,090 | 669 | 0 | 0 | 6,759 | 0 | 0 | 0 | 0 | 6,759 |
| Ivy Tech State Col - Northeast | 5,221 | 2,237 | 0 | 0 | 7,458 | 1,031 | 0 | 0 | 8,489 | 0 | 0 | 0 | 0 | 8,489 |
| Ivy Tech State Col - Northwest | 4,046 | 1,655 | 0 | 0 | 5,701 | 673 | 0 | 0 | 6,374 | 0 | 0 | 0 | 0 | 6,374 |
| Ivy Tech State Col - Southern Indiana | 2,718 | 1,108 | 0 | 0 | 3,826 | 520 | 0 | 0 | 4,346 | 0 | 0 | 0 | 0 | 4,346 |
| Ivy Tech State Col - Southeast | 1,431 | 625 | 0 | 0 | 2,056 | 323 | 0 | 0 | 2,379 | 0 | 0 | 0 | 0 | 2,379 |
| Ivy Tech State Col - Southwest | 3,016 | 1,767 | 0 | 0 | 4,783 | 812 | 0 | 0 | 5,595 | 0 | 0 | 0 | 0 | 5,595 |
| Ivy Tech State Col - Wabash Valley | 3,229 | 1,855 | 0 | 0 | 5,084 | 767 | 0 | 0 | 5,851 | 0 | 0 | 0 | 0 | 5,851 |
| Ivy Tech State Col - Richmond | 1,673 | 784 | 0 | 0 | 2,457 | 336 | 0 | 0 | 2,793 | 0 | 0 | 0 | 0 | 2,793 |

TABLE II (continued)
DEGREE CREDIT ENROLLMENT OF RESIDENT AND EXTENSION STUDENTS
FALL SESSION 2008-2009

| | RESIDENT | | | | | | | | EXTENSION | | | | | GRAND TOTAL |
|-------------------------------------|----------------|---------------|---------------|---------------|----------------|---------------|--------------|---------------|----------------|---------------|--------------|--------------|---------------|----------------|
| | TOTAL | | | | | | | | GRAD/ | | | | | |
| | FRESH | SOPH | JUNIOR | SENIOR | UNGRAD | UNCLASS | PROF | GRAD | TOTAL | UNGRAD | UNCLASS | PROF | TOTAL | |
| Manchester College | 431 | 257 | 225 | 207 | 1,120 | 22 | 0 | 0 | 1,142 | 0 | 0 | 0 | 0 | 1,142 |
| Marian College | 585 | 557 | 365 | 385 | 1,892 | 79 | 0 | 172 | 2,143 | 0 | 0 | 0 | 0 | 2,143 |
| Martin University | 608 | 182 | 111 | 113 | 1,014 | 0 | 0 | 144 | 1,158 | 0 | 0 | 0 | 0 | 1,158 |
| Oakland City University | 627 | 252 | 212 | 216 | 1,307 | 386 | 17 | 139 | 1,849 | 250 | 2 | 62 | 314 | 2,163 |
| Purdue University | 19,203 | 12,440 | 10,422 | 13,205 | 55,270 | 2,000 | 902 | 9,187 | 67,359 | 0 | 0 | 0 | 0 | 67,359 |
| IU-PU Fort Wayne*** | 4,639 | 2,558 | 1,491 | 2,099 | 10,787 | 866 | 0 | 685 | 12,338 | 0 | 0 | 0 | 0 | 12,338 |
| Purdue University - Calumet | 3,441 | 1,518 | 1,237 | 1,858 | 8,054 | 299 | 0 | 972 | 9,325 | 0 | 0 | 0 | 0 | 9,325 |
| Purdue University - North Central | 1,682 | 724 | 631 | 725 | 3,762 | 380 | 0 | 103 | 4,245 | 0 | 0 | 0 | 0 | 4,245 |
| Purdue University - Tech. Statewide | 430 | 273 | 195 | 278 | 1,176 | 185 | 0 | 0 | 1,361 | 0 | 0 | 0 | 0 | 1,361 |
| Purdue University - West Lafayette | 9,011 | 7,367 | 6,868 | 8,245 | 31,491 | 270 | 902 | 7,427 | 40,090 | 0 | 0 | 0 | 0 | 40,090 |
| Rose-Hulman Institute Of Technology | 516 | 496 | 455 | 351 | 1,818 | 14 | 0 | 70 | 1,902 | 0 | 0 | 21 | 21 | 1,923 |
| Saint Joseph's College | 355 | 253 | 194 | 203 | 1,005 | 71 | 0 | 0 | 1,076 | 0 | 0 | 0 | 0 | 1,076 |
| Saint Mary-Of-The-Woods | 334 | 263 | 311 | 268 | 1,176 | 238 | 0 | 166 | 1,580 | 0 | 0 | 0 | 0 | 1,580 |
| Saint Mary's College | 496 | 413 | 374 | 330 | 1,613 | 15 | 0 | 0 | 1,628 | 0 | 0 | 0 | 0 | 1,628 |
| Saint Meinrad School Of Theology | 0 | 0 | 0 | 0 | 0 | 2 | 84 | 23 | 109 | 0 | 0 | 78 | 78 | 187 |
| Taylor University | 656 | 495 | 502 | 525 | 2,178 | 121 | 0 | 134 | 2,433 | 9 | 562 | 0 | 571 | 3,004 |
| Taylor University - Fort Wayne | 129 | 83 | 61 | 64 | 337 | 91 | 0 | 0 | 428 | 9 | 562 | 0 | 571 | 999 |
| Taylor University | 527 | 412 | 441 | 461 | 1,841 | 30 | 0 | 0 | 1,871 | 0 | 0 | 0 | 0 | 1,871 |
| Taylor University Graduate School | 0 | 0 | 0 | 0 | 0 | 0 | 0 | 134 | 134 | 0 | 0 | 0 | 0 | 134 |
| Trine University**** | 668 | 358 | 267 | 351 | 1,644 | 59 | 0 | 26 | 1,729 | 0 | 0 | 0 | 0 | 1,729 |
| Trine University - Angola | 600 | 323 | 211 | 250 | 1,384 | 57 | 0 | 10 | 1,451 | 0 | 0 | 0 | 0 | 1,451 |
| Trine University - Fort Wayne | 49 | 23 | 42 | 68 | 182 | 2 | 0 | 16 | 200 | 0 | 0 | 0 | 0 | 200 |
| Trine University - South Bend | 19 | 12 | 14 | 33 | 78 | 0 | 0 | 0 | 78 | 0 | 0 | 0 | 0 | 78 |
| University Of Evansville | 998 | 548 | 490 | 318 | 2,354 | 189 | 0 | 157 | 2,700 | 89 | 83 | 0 | 172 | 2,872 |
| University Of Indianapolis | 1,146 | 897 | 706 | 837 | 3,586 | 121 | 0 | 1,161 | 4,868 | 0 | 0 | 0 | 0 | 4,868 |
| University Of Notre Dame | 2,011 | 2,069 | 2,105 | 2,169 | 8,354 | 185 | 589 | 2,603 | 11,731 | 0 | 0 | 0 | 0 | 11,731 |
| University Of Saint Francis | 694 | 472 | 294 | 282 | 1,742 | 58 | 0 | 312 | 2,112 | 0 | 0 | 0 | 0 | 2,112 |
| University Of Southern Indiana | 3,572 | 1,752 | 1,747 | 2,066 | 9,137 | 183 | 0 | 806 | 10,126 | 0 | 0 | 0 | 0 | 10,126 |
| Valparaiso University | 695 | 714 | 688 | 727 | 2,824 | 103 | 575 | 474 | 3,976 | 0 | 0 | 0 | 0 | 3,976 |
| Vincennes University | 3,555 | 2,281 | 79 | 162 | 6,077 | 0 | 0 | 0 | 6,077 | 1,585 | 0 | 0 | 1,585 | 7,662 |
| Vincennes University - ASL | 0 | 0 | 0 | 0 | 0 | 0 | 0 | 0 | 0 | 92 | 0 | 0 | 92 | 92 |
| Vincennes University - Jasper | 424 | 314 | 12 | 19 | 769 | 0 | 0 | 0 | 769 | 41 | 0 | 0 | 41 | 810 |
| Vincennes University - Vincennes | 3,131 | 1,967 | 67 | 143 | 5,308 | 0 | 0 | 0 | 5,308 | 1,452 | 0 | 0 | 1,452 | 6,760 |
| Wabash College | 255 | 217 | 220 | 211 | 903 | 8 | 0 | 0 | 911 | 0 | 0 | 0 | 0 | 911 |
| GRAND TOTAL | 128,433 | 75,998 | 43,771 | 52,297 | 300,499 | 20,215 | 6,474 | 36,265 | 363,453 | 11,805 | 2,253 | 7,159 | 21,217 | 384,670 |

* Students enrolled in Indiana University and Purdue University Programs.

** Students enrolled in Indiana University Programs only, now being reported with Purdue University as of 2008.

*** Students enrolled in Indiana University and Purdue University Programs as of 2008.

**** Name changed from Tri-State to Trine University as of 2008

TABLE III
COMPARISON OF RESIDENT AND EXTENSION DEGREE CREDIT ENROLLMENT
FALL SESSION 2007-2008 TO FALL SESSION 2008-2009

| | <i>RESIDENT</i> | | | | | | | | <i>EXTENSION</i> | | | | <i>GRAND TOTAL</i> | |
|--|-----------------|-------------|---------------|---------------|---------------|----------------|-------------|-------------|------------------|---------------|----------------|-------------|--------------------|--------------|
| | <i>TOTAL</i> | | | | | | | | <i>GRAD/</i> | | | | | |
| | <i>FRESH</i> | <i>SOPH</i> | <i>JUNIOR</i> | <i>SENIOR</i> | <i>UNGRAD</i> | <i>UNCLASS</i> | <i>PROF</i> | <i>GRAD</i> | <i>TOTAL</i> | <i>UNGRAD</i> | <i>UNCLASS</i> | <i>PROF</i> | | <i>TOTAL</i> |
| Ancilla College | 25 | -29 | 0 | 0 | -4 | -5 | 0 | 0 | -9 | 0 | 0 | 0 | 0 | -9 |
| Anderson University | 36 | 79 | -103 | 14 | 26 | -9 | -7 | 20 | 30 | 0 | 0 | 0 | 0 | 30 |
| Associated Mennonite Biblical Seminary | 0 | 0 | 0 | 0 | 0 | 0 | -41 | -102 | -143 | 0 | 0 | 120 | 120 | -23 |
| Ball State University | 186 | 239 | -43 | -202 | 180 | -83 | 0 | -24 | 73 | 42 | 5 | 273 | 320 | 393 |
| Bethel College | 30 | -23 | -17 | -17 | -27 | -27 | 0 | 32 | -22 | 0 | 0 | 0 | 0 | -22 |
| Butler University | -34 | 67 | 61 | -78 | 16 | 6 | -41 | -22 | -41 | 0 | -76 | 0 | -76 | -117 |
| Calumet College Of Saint Joseph | 39 | -3 | -12 | 48 | 72 | -5 | 0 | -63 | 4 | 0 | 0 | 0 | 0 | 4 |
| Christian Theological Seminary | 0 | 0 | 0 | 0 | 0 | -1 | -24 | -26 | -51 | 0 | 0 | 0 | 0 | -51 |
| Davenport University, Indiana | -161 | -75 | -4 | 30 | -210 | 0 | 0 | 3 | -207 | 2 | 0 | 0 | 2 | -205 |
| DePauw University | -63 | 69 | -56 | -59 | -109 | 9 | 0 | 0 | -100 | 0 | 0 | 0 | 0 | -100 |
| Earlham College | 38 | 1 | -21 | -26 | -8 | 0 | 10 | -26 | -24 | 0 | 0 | 0 | 0 | -24 |
| Franklin College Of Indiana | 0 | 0 | 0 | 0 | 0 | 4 | 0 | 0 | 4 | 0 | 0 | 0 | 0 | 4 |
| Goshen College | -54 | 4 | 10 | 5 | -35 | 10 | 0 | 12 | -13 | 0 | 0 | 0 | 0 | -13 |
| Grace College | 0 | 0 | 0 | 0 | 0 | 0 | 0 | 0 | 0 | 0 | 0 | 0 | 0 | 0 |
| Hanover College | 88 | 3 | -49 | -37 | 5 | -8 | 0 | 0 | -3 | 0 | 0 | 0 | 0 | -3 |
| Holy Cross College | -6 | -6 | 12 | 9 | 9 | -1 | 0 | 0 | 8 | 0 | 0 | 0 | 0 | 8 |
| Huntington University | 13 | 12 | 47 | -3 | 69 | -19 | 0 | 18 | 68 | 0 | 0 | 0 | 0 | 68 |
| Indiana Institute Of Technology | 122 | 19 | 0 | -34 | 107 | 11 | 0 | -15 | 103 | 0 | 0 | 0 | 0 | 103 |
| Indiana State University | 37 | -13 | -60 | -87 | -123 | 24 | 42 | -29 | -86 | 0 | 0 | 0 | 0 | -86 |
| Indiana University | -1,898 | -1,267 | -24 | -614 | -3,803 | -545 | 27 | -22 | -4,343 | 0 | 0 | 0 | 0 | -4,343 |
| Indiana University - Bloomington | 81 | 152 | 597 | 523 | 1,353 | -99 | -10 | 120 | 1,364 | 0 | 0 | 0 | 0 | 1,364 |
| Indiana University - East | -8 | 33 | -2 | 84 | 107 | 49 | 0 | 25 | 181 | 0 | 0 | 0 | 0 | 181 |
| Indiana University - Kokomo | -93 | -178 | 6 | 82 | -183 | 33 | 0 | 5 | -145 | 0 | 0 | 0 | 0 | -145 |
| Indiana University - Northwest | -5 | 4 | -12 | 22 | 9 | -10 | 0 | 5 | 4 | 0 | 0 | 0 | 0 | 4 |
| Indiana University - South Bend | 81 | 42 | 43 | -9 | 157 | 24 | 0 | 14 | 195 | 0 | 0 | 0 | 0 | 195 |
| Indiana University - Southeast | 217 | -31 | 45 | -46 | 185 | -1 | 0 | 57 | 241 | 0 | 0 | 0 | 0 | 241 |
| IU-PU At Indianapolis* | -63 | 66 | 151 | 100 | 254 | -124 | 37 | 279 | 446 | 0 | 0 | 0 | 0 | 446 |
| IU-PU Fort Wayne** | -2,108 | -1,355 | -852 | -1,370 | -5,685 | -417 | 0 | -527 | -6,629 | 0 | 0 | 0 | 0 | -6,629 |
| Indiana Wesleyan University | -1,016 | -1,415 | -1,867 | -2,818 | -7,116 | -208 | 0 | -4,835 | -12,159 | 7,827 | 0 | 5,016 | 12,843 | 684 |
| Ivy Tech State College | 9,183 | 4,831 | 0 | 0 | 14,014 | -367 | 0 | 0 | 13,647 | 0 | 0 | 0 | 0 | 13,647 |
| Ivy Tech State Col - Bloomington | 343 | 358 | 0 | 0 | 701 | 202 | 0 | 0 | 903 | 0 | 0 | 0 | 0 | 903 |
| Ivy Tech State Col - Central Indiana | 2,446 | 710 | 0 | 0 | 3,156 | 98 | 0 | 0 | 3,254 | 0 | 0 | 0 | 0 | 3,254 |
| Ivy Tech State Col - Columbus | 545 | 222 | 0 | 0 | 767 | 27 | 0 | 0 | 794 | 0 | 0 | 0 | 0 | 794 |
| Ivy Tech State Col - East Central | 669 | 423 | 0 | 0 | 1,092 | 96 | 0 | 0 | 1,188 | 0 | 0 | 0 | 0 | 1,188 |
| Ivy Tech State Col - Kokomo | 402 | 309 | 0 | 0 | 711 | 19 | 0 | 0 | 730 | 0 | 0 | 0 | 0 | 730 |
| Ivy Tech State Col - Lafayette | 660 | 330 | 0 | 0 | 990 | -154 | 0 | 0 | 836 | 0 | 0 | 0 | 0 | 836 |
| Ivy Tech State Col - North Central | 1,005 | 460 | 0 | 0 | 1,465 | -153 | 0 | 0 | 1,312 | 0 | 0 | 0 | 0 | 1,312 |
| Ivy Tech State Col - Northeast | 1,139 | 615 | 0 | 0 | 1,754 | -389 | 0 | 0 | 1,365 | 0 | 0 | 0 | 0 | 1,365 |
| Ivy Tech State Col - Northwest | 765 | 396 | 0 | 0 | 1,161 | -110 | 0 | 0 | 1,051 | 0 | 0 | 0 | 0 | 1,051 |
| Ivy Tech State Col - Southern Indiana | 494 | 151 | 0 | 0 | 645 | -12 | 0 | 0 | 633 | 0 | 0 | 0 | 0 | 633 |
| Ivy Tech State Col - Southeast | 157 | 107 | 0 | 0 | 264 | -30 | 0 | 0 | 234 | 0 | 0 | 0 | 0 | 234 |
| Ivy Tech State Col - Southwest | 82 | 308 | 0 | 0 | 390 | 114 | 0 | 0 | 504 | 0 | 0 | 0 | 0 | 504 |
| Ivy Tech State Col - Wabash Valley | 172 | 265 | 0 | 0 | 437 | -92 | 0 | 0 | 345 | 0 | 0 | 0 | 0 | 345 |
| Ivy Tech State Col - Richmond | 304 | 177 | 0 | 0 | 481 | 17 | 0 | 0 | 498 | 0 | 0 | 0 | 0 | 498 |

TABLE III (continued)
COMPARISON OF RESIDENT AND EXTENSION DEGREE CREDIT ENROLLMENT
FALL SESSION 2007-2008 TO FALL SESSION 2008-2009

| | RESIDENT | | | | | | | | | EXTENSION | | | | GRAND TOTAL |
|-------------------------------------|--------------|--------------|-------------|-------------|--------------|-------------|------------|---------------|--------------|--------------|------------|---------------|---------------|---------------|
| | FRESH | SOPH | JUNIOR | SENIOR | UNGRAD | UNCLASS | PROF | GRAD | TOTAL | UNGRAD | UNCLASS | GRAD/ PROF | TOTAL | |
| Manchester College | 82 | -2 | 25 | 5 | 110 | -3 | 0 | -1 | 106 | 0 | 0 | 0 | 0 | 106 |
| Marian College | -79 | 1 | 68 | -4 | -14 | -40 | 0 | 154 | 100 | 0 | 0 | 0 | 0 | 100 |
| Martin University | 288 | 84 | 20 | 66 | 458 | 0 | 0 | 64 | 522 | 0 | 0 | 0 | 0 | 522 |
| Oakland City University | 54 | 16 | 31 | 31 | 132 | 136 | 3 | -14 | 257 | -67 | 0 | -34 | -101 | 156 |
| Purdue University | 2,876 | 34 | 1,034 | 2,631 | 6,575 | 586 | -20 | 927 | 8,068 | 0 | -41 | -7 | -48 | 8,020 |
| IU-PU Fort Wayne*** | 2,258 | 1,213 | 947 | 1,419 | 5,837 | 677 | 0 | 529 | 7,043 | 0 | 0 | 0 | 0 | 7,043 |
| Purdue University - Calumet | -119 | 32 | -26 | 69 | -44 | -189 | 0 | -49 | -282 | 0 | 0 | 0 | 0 | -282 |
| Purdue University - North Central | -314 | -163 | 326 | 371 | 220 | 107 | 0 | 14 | 341 | 0 | 0 | 0 | 0 | 341 |
| Purdue University - Tech. Statewide | -47 | -44 | 24 | 93 | 26 | -48 | 0 | 0 | -22 | 0 | 0 | 0 | 0 | -22 |
| Purdue University - West Lafayette | 1,098 | -1,004 | -237 | 679 | 536 | 39 | -20 | 433 | 988 | 0 | -41 | -7 | -48 | 940 |
| Rose-Hulman Institute Of Technology | 2 | -30 | 44 | -19 | -3 | 6 | 0 | -11 | -8 | 0 | 0 | -5 | -5 | -13 |
| Saint Joseph's College | -11 | 9 | -7 | 11 | 2 | 4 | 0 | 0 | 6 | 0 | 0 | 0 | 0 | 6 |
| Saint Mary-Of-The-Woods | -79 | -48 | -39 | 63 | -103 | -2 | 0 | 8 | -97 | 0 | 0 | 0 | 0 | -97 |
| Saint Mary's College | -4 | 71 | 46 | 3 | 116 | -7 | 0 | 0 | 109 | -80 | -5 | 0 | -85 | 24 |
| Saint Meinrad School Of Theology | 0 | 0 | 0 | 0 | 0 | 2 | -11 | -59 | -68 | 0 | 0 | 78 | 78 | 10 |
| Taylor University | 0 | -25 | -6 | 11 | -20 | -1 | 0 | 33 | 12 | -14 | 62 | 0 | 48 | 60 |
| Taylor University - Fort Wayne | 8 | 17 | -17 | -11 | -3 | -10 | 0 | 0 | -13 | -14 | 62 | 0 | 48 | 35 |
| Taylor University | -8 | -42 | 11 | 22 | -17 | 9 | 0 | 0 | -8 | 0 | 0 | 0 | 0 | -8 |
| Taylor University Graduate School | 0 | 0 | 0 | 0 | 0 | 0 | 0 | 33 | 33 | 0 | 0 | 0 | 0 | 33 |
| Trine University**** | 48 | 78 | -23 | 11 | 114 | -6 | 0 | 17 | 125 | 0 | 0 | 0 | 0 | 125 |
| Trine University - Angola | 55 | 69 | -12 | 7 | 119 | -6 | 0 | 1 | 114 | 0 | 0 | 0 | 0 | 114 |
| Trine University - Fort Wayne | 10 | 7 | -9 | 5 | 13 | 0 | 0 | 16 | 29 | 0 | 0 | 0 | 0 | 29 |
| Trine University - South Bend | -17 | 2 | -2 | -1 | -18 | 0 | 0 | 0 | -18 | 0 | 0 | 0 | 0 | -18 |
| University Of Evansville | -23 | -19 | -27 | -22 | -91 | -56 | 0 | 43 | -104 | -5 | 13 | 0 | 8 | -96 |
| University Of Indianapolis | 23 | 10 | -33 | 83 | 83 | 18 | 0 | 51 | 152 | 0 | 0 | 0 | 0 | 152 |
| University Of Notre Dame | 12 | -70 | 35 | 8 | -15 | 31 | -10 | -11 | -5 | 0 | 0 | 0 | 0 | -5 |
| University Of Saint Francis | 11 | -52 | -18 | 19 | -40 | 0 | 0 | 17 | -23 | 0 | 0 | 0 | 0 | -23 |
| University Of Southern Indiana | -107 | 71 | 108 | 57 | 129 | -34 | 0 | 92 | 187 | 0 | 0 | 0 | 0 | 187 |
| Valparaiso University | -81 | 9 | 112 | -50 | -10 | -25 | 33 | 106 | 104 | 0 | 0 | 0 | 0 | 104 |
| Vincennes University | -696 | 49 | -11 | 73 | -585 | 0 | 0 | 0 | -585 | -715 | 0 | 0 | -715 | -1,300 |
| Vincennes University - ASL | 0 | 0 | 0 | 0 | 0 | 0 | 0 | 0 | 0 | -21 | 0 | 0 | -21 | -21 |
| Vincennes University - Jasper | -10 | -1 | 1 | 16 | 6 | 0 | 0 | 0 | 6 | -148 | 0 | 0 | -148 | -142 |
| Vincennes University - Vincennes | -686 | 50 | -12 | 57 | -591 | 0 | 0 | 0 | -591 | -546 | 0 | 0 | -546 | -1,137 |
| Wabash College | 3 | -22 | 7 | 5 | -7 | 1 | 0 | 0 | -6 | 0 | 0 | 0 | 0 | -6 |
| GRAND TOTAL | 8,884 | 2,657 | -760 | -887 | 9,894 | -604 | -39 | -3,663 | 5,588 | 6,990 | -42 | 5,441 | 12,389 | 17,977 |

* Students enrolled in Indiana University and Purdue University Programs.

** Students enrolled in Indiana University Programs only, now being reported with Purdue University as of 2008.

*** Students enrolled in Indiana University and Purdue University Programs as of 2008.

**** Name changed from Tri-State to Trine University as of 2008

TABLE IV
DEGREE CREDIT ENROLLMENT OF RESIDENT MEN AND WOMEN
FALL SESSION 2008-2009

| | <i>TOTAL</i> | | | | | | | | | | | | | | | | | |
|--|-----------------|--------|------------------|--------|---------------|-------|---------------|--------|------------------|--------|---------------------|-------|---------------------|-------|-----------------|-------|-----------------------|--------|
| | <i>FRESHMAN</i> | | <i>SOPHOMORE</i> | | <i>JUNIOR</i> | | <i>SENIOR</i> | | <i>UNDERGRAD</i> | | <i>UNCLASSIFIED</i> | | <i>PROFESSIONAL</i> | | <i>GRADUATE</i> | | <i>TOTAL RESIDENT</i> | |
| | MEN | WOMEN | MEN | WOMEN | MEN | WOMEN | MEN | WOMEN | MEN | WOMEN | MEN | WOMEN | MEN | WOMEN | MEN | WOMEN | MEN | WOMEN |
| Ancilla College | 125 | 212 | 19 | 130 | 0 | 0 | 0 | 0 | 144 | 342 | 4 | 5 | 0 | 0 | 0 | 0 | 148 | 347 |
| Anderson University | 300 | 394 | 203 | 242 | 192 | 246 | 216 | 352 | 911 | 1,234 | 8 | 13 | 39 | 22 | 273 | 237 | 1,231 | 1,506 |
| Associated Mennonite Biblical Seminary | 0 | 0 | 0 | 0 | 0 | 0 | 0 | 0 | 0 | 0 | 0 | 0 | 0 | 0 | 0 | 0 | 0 | 0 |
| Ball State University | 2,235 | 2,829 | 1,762 | 2,081 | 1,360 | 1,621 | 1,360 | 1,685 | 6,717 | 8,216 | 115 | 132 | 0 | 0 | 744 | 977 | 7,576 | 9,325 |
| Bethel College | 154 | 294 | 136 | 300 | 154 | 312 | 166 | 300 | 610 | 1,206 | 18 | 28 | 0 | 0 | 92 | 121 | 720 | 1,355 |
| Butler University | 430 | 626 | 351 | 554 | 331 | 512 | 298 | 507 | 1,410 | 2,199 | 11 | 19 | 70 | 175 | 254 | 300 | 1,745 | 2,693 |
| Calumet College Of Saint Joseph | 126 | 123 | 63 | 83 | 127 | 119 | 204 | 206 | 520 | 531 | 14 | 37 | 0 | 0 | 70 | 41 | 604 | 609 |
| Christian Theological Seminary | 0 | 0 | 0 | 0 | 0 | 0 | 0 | 0 | 0 | 0 | 12 | 17 | 51 | 86 | 32 | 55 | 95 | 158 |
| Davenport University, Indiana | 5 | 32 | 18 | 76 | 19 | 72 | 20 | 68 | 62 | 248 | 0 | 0 | 0 | 0 | 3 | 62 | 251 | |
| DePauw University | 271 | 356 | 282 | 333 | 222 | 297 | 198 | 282 | 973 | 1,268 | 20 | 37 | 0 | 0 | 0 | 0 | 993 | 1,305 |
| Earlham College | 174 | 210 | 131 | 146 | 106 | 135 | 99 | 147 | 510 | 638 | 13 | 25 | 29 | 45 | 18 | 41 | 570 | 749 |
| Franklin College Of Indiana | 199 | 190 | 118 | 99 | 97 | 87 | 128 | 115 | 542 | 491 | 38 | 59 | 0 | 0 | 0 | 0 | 580 | 550 |
| Goshen College | 94 | 128 | 88 | 117 | 73 | 149 | 108 | 142 | 363 | 536 | 10 | 21 | 0 | 0 | 3 | 25 | 376 | 582 |
| Grace College | 106 | 212 | 84 | 151 | 73 | 88 | 77 | 117 | 340 | 568 | 14 | 28 | 29 | 4 | 50 | 43 | 433 | 643 |
| Hanover College | 140 | 190 | 86 | 118 | 96 | 77 | 95 | 119 | 417 | 504 | 2 | 3 | 0 | 0 | 0 | 0 | 419 | 507 |
| Holy Cross College | 184 | 101 | 66 | 30 | 35 | 26 | 26 | 14 | 311 | 171 | 4 | 2 | 0 | 0 | 0 | 0 | 315 | 173 |
| Huntington University | 144 | 209 | 118 | 136 | 114 | 132 | 90 | 120 | 466 | 597 | 22 | 23 | 0 | 0 | 49 | 54 | 537 | 674 |
| Indiana Institute Of Technology | 558 | 543 | 321 | 385 | 286 | 355 | 286 | 399 | 1,451 | 1,682 | 25 | 24 | 0 | 0 | 168 | 161 | 1,644 | 1,867 |
| Indiana State University | 1,482 | 1,383 | 774 | 781 | 725 | 799 | 886 | 1,187 | 3,867 | 4,150 | 108 | 145 | 82 | 124 | 749 | 1,232 | 4,806 | 5,651 |
| Indiana University | 8,797 | 11,511 | 7,594 | 9,709 | 6,378 | 8,059 | 7,907 | 11,008 | 30,676 | 40,287 | 2,194 | 3,172 | 1,924 | 1,627 | 6,578 | 8,321 | 41,372 | 53,407 |
| Indiana University - Bloomington | 3,919 | 4,213 | 4,147 | 3,874 | 3,572 | 3,597 | 3,811 | 3,954 | 15,449 | 15,638 | 427 | 568 | 468 | 446 | 3,555 | 3,803 | 19,899 | 20,455 |
| Indiana University - East | 271 | 475 | 139 | 362 | 95 | 229 | 134 | 376 | 639 | 1,442 | 129 | 212 | 0 | 0 | 2 | 23 | 770 | 1,677 |
| Indiana University - Kokomo | 284 | 441 | 148 | 328 | 104 | 296 | 148 | 455 | 684 | 1,520 | 171 | 224 | 0 | 0 | 39 | 52 | 894 | 1,796 |
| Indiana University - Northwest | 474 | 1,027 | 262 | 754 | 186 | 397 | 258 | 616 | 1,180 | 2,794 | 144 | 218 | 0 | 0 | 136 | 322 | 1,460 | 3,334 |
| Indiana University - South Bend | 862 | 1,355 | 489 | 892 | 337 | 557 | 463 | 920 | 2,151 | 3,724 | 422 | 632 | 0 | 0 | 251 | 532 | 2,824 | 4,888 |
| Indiana University - Southeast | 770 | 1,072 | 452 | 733 | 387 | 641 | 505 | 792 | 2,114 | 3,238 | 141 | 342 | 0 | 0 | 218 | 429 | 2,473 | 4,009 |
| IU-PU At Indianapolis* | 2,217 | 2,928 | 1,957 | 2,766 | 1,697 | 2,342 | 2,588 | 3,895 | 8,459 | 11,931 | 760 | 976 | 1,456 | 1,181 | 2,377 | 3,160 | 13,052 | 17,248 |
| IU-PU Fort Wayne** | 0 | 0 | 0 | 0 | 0 | 0 | 0 | 0 | 0 | 0 | 0 | 0 | 0 | 0 | 0 | 0 | 0 | 0 |
| Indiana Wesleyan University | 346 | 632 | 247 | 403 | 187 | 343 | 149 | 290 | 929 | 1,668 | 0 | 0 | 0 | 0 | 0 | 0 | 929 | 1,668 |
| Ivy Tech State College | 22,249 | 32,734 | 7,490 | 15,257 | 0 | 0 | 0 | 0 | 29,739 | 47,991 | 5,143 | 4,796 | 0 | 0 | 0 | 0 | 34,882 | 52,787 |
| Ivy Tech State Col - Bloomington | 1,675 | 2,114 | 424 | 923 | 0 | 0 | 0 | 0 | 2,099 | 3,037 | 217 | 270 | 0 | 0 | 0 | 0 | 2,316 | 3,307 |
| Ivy Tech State Col - Central Indiana | 5,077 | 6,613 | 1,597 | 2,508 | 0 | 0 | 0 | 0 | 6,674 | 9,121 | 918 | 995 | 0 | 0 | 0 | 0 | 7,592 | 10,116 |
| Ivy Tech State Col - Columbus | 694 | 1,559 | 183 | 738 | 0 | 0 | 0 | 0 | 877 | 2,297 | 120 | 127 | 0 | 0 | 0 | 0 | 997 | 2,424 |
| Ivy Tech State Col - East Central | 1,726 | 2,995 | 517 | 1,464 | 0 | 0 | 0 | 0 | 2,243 | 4,459 | 167 | 333 | 0 | 0 | 0 | 0 | 2,410 | 4,792 |
| Ivy Tech State Col - Kokomo | 904 | 1,817 | 309 | 875 | 0 | 0 | 0 | 0 | 1,213 | 2,692 | 168 | 123 | 0 | 0 | 0 | 0 | 1,381 | 2,815 |
| Ivy Tech State Col - Lafayette | 1,879 | 2,163 | 538 | 983 | 0 | 0 | 0 | 0 | 2,417 | 3,146 | 865 | 505 | 0 | 0 | 0 | 0 | 3,282 | 3,651 |
| Ivy Tech State Col - North Central | 1,827 | 2,606 | 624 | 1,033 | 0 | 0 | 0 | 0 | 2,451 | 3,639 | 257 | 412 | 0 | 0 | 0 | 0 | 2,708 | 4,051 |
| Ivy Tech State Col - Northeast | 2,031 | 3,190 | 748 | 1,489 | 0 | 0 | 0 | 0 | 2,779 | 4,679 | 586 | 445 | 0 | 0 | 0 | 0 | 3,365 | 5,124 |
| Ivy Tech State Col - Northwest | 1,440 | 2,606 | 467 | 1,188 | 0 | 0 | 0 | 0 | 1,907 | 3,794 | 342 | 331 | 0 | 0 | 0 | 0 | 2,249 | 4,125 |
| Ivy Tech State Col - Southern Indiana | 1,347 | 1,371 | 452 | 656 | 0 | 0 | 0 | 0 | 1,799 | 2,027 | 278 | 242 | 0 | 0 | 0 | 0 | 2,077 | 2,269 |
| Ivy Tech State Col - Southeast | 409 | 1,022 | 116 | 509 | 0 | 0 | 0 | 0 | 525 | 1,531 | 118 | 205 | 0 | 0 | 0 | 0 | 643 | 1,736 |
| Ivy Tech State Col - Southwest | 1,351 | 1,665 | 702 | 1,065 | 0 | 0 | 0 | 0 | 2,053 | 2,730 | 391 | 421 | 0 | 0 | 0 | 0 | 2,444 | 3,151 |
| Ivy Tech State Col - Wabash Valley | 1,386 | 1,843 | 631 | 1,224 | 0 | 0 | 0 | 0 | 2,017 | 3,067 | 559 | 208 | 0 | 0 | 0 | 0 | 2,576 | 3,275 |
| Ivy Tech State Col - Richmond | 503 | 1,170 | 182 | 602 | 0 | 0 | 0 | 0 | 685 | 1,772 | 157 | 179 | 0 | 0 | 0 | 0 | 842 | 1,951 |

TABLE IV (continued)
DEGREE CREDIT ENROLLMENT OF RESIDENT MEN AND WOMEN
FALL SESSION 2008-2009

| | <i>TOTAL</i> | | | | | | | | | | | | | | | | | |
|-------------------------------------|-----------------|---------------|------------------|---------------|---------------|---------------|---------------|---------------|------------------|----------------|---------------------|---------------|---------------------|--------------|-----------------|---------------|-----------------------|----------------|
| | <i>FRESHMAN</i> | | <i>SOPHOMORE</i> | | <i>JUNIOR</i> | | <i>SENIOR</i> | | <i>UNDERGRAD</i> | | <i>UNCLASSIFIED</i> | | <i>PROFESSIONAL</i> | | <i>GRADUATE</i> | | <i>TOTAL RESIDENT</i> | |
| | MEN | WOMEN | MEN | WOMEN | MEN | WOMEN | MEN | WOMEN | MEN | WOMEN | MEN | WOMEN | MEN | WOMEN | MEN | WOMEN | MEN | WOMEN |
| Manchester College | 217 | 214 | 134 | 123 | 118 | 107 | 85 | 122 | 554 | 566 | 13 | 9 | 0 | 0 | 0 | 0 | 567 | 575 |
| Marian College | 256 | 329 | 169 | 388 | 120 | 245 | 95 | 290 | 640 | 1,252 | 27 | 52 | 0 | 0 | 69 | 103 | 736 | 1,407 |
| Martin University | 201 | 407 | 57 | 125 | 24 | 87 | 23 | 90 | 305 | 709 | 0 | 0 | 0 | 0 | 39 | 105 | 344 | 814 |
| Oakland City University | 354 | 273 | 131 | 121 | 85 | 127 | 74 | 142 | 644 | 663 | 135 | 251 | 14 | 3 | 50 | 89 | 843 | 1,006 |
| Purdue University | 9,904 | 9,299 | 6,555 | 5,885 | 5,594 | 4,828 | 7,010 | 6,195 | 29,063 | 26,207 | 901 | 1,099 | 277 | 625 | 5,273 | 3,914 | 35,514 | 31,845 |
| IU-PU Fort Wayne*** | 2,095 | 2,544 | 1,122 | 1,436 | 658 | 833 | 887 | 1,212 | 4,762 | 6,025 | 364 | 502 | 0 | 0 | 288 | 397 | 5,414 | 6,924 |
| Purdue University - Calumet | 1,600 | 1,841 | 652 | 866 | 509 | 728 | 785 | 1,073 | 3,546 | 4,508 | 129 | 170 | 0 | 0 | 376 | 596 | 4,051 | 5,274 |
| Purdue University - North Central | 784 | 898 | 299 | 425 | 240 | 391 | 251 | 474 | 1,574 | 2,188 | 162 | 218 | 0 | 0 | 51 | 52 | 1,787 | 2,458 |
| Purdue University - Tech. Statewide | 361 | 69 | 207 | 66 | 149 | 46 | 223 | 55 | 940 | 236 | 138 | 47 | 0 | 0 | 0 | 0 | 1,078 | 283 |
| Purdue University - West Lafayette | 5,064 | 3,947 | 4,275 | 3,092 | 4,038 | 2,830 | 4,864 | 3,381 | 18,241 | 13,250 | 108 | 162 | 277 | 625 | 4,558 | 2,869 | 23,184 | 16,906 |
| Rose-Hulman Institute Of Technology | 416 | 100 | 400 | 96 | 359 | 96 | 280 | 71 | 1,455 | 363 | 12 | 2 | 0 | 0 | 56 | 14 | 1,523 | 379 |
| Saint Joseph's College | 166 | 189 | 109 | 144 | 81 | 113 | 84 | 119 | 440 | 565 | 18 | 53 | 0 | 0 | 0 | 0 | 458 | 618 |
| Saint Mary-Of-The-Woods | 17 | 317 | 14 | 249 | 8 | 303 | 1 | 267 | 40 | 1,136 | 21 | 217 | 0 | 0 | 21 | 145 | 82 | 1,498 |
| Saint Mary's College | 0 | 496 | 0 | 413 | 0 | 374 | 0 | 330 | 0 | 1,613 | 3 | 12 | 0 | 0 | 0 | 0 | 3 | 1,625 |
| Saint Meinrad School Of Theology | 0 | 0 | 0 | 0 | 0 | 0 | 0 | 0 | 0 | 0 | 2 | 0 | 84 | 0 | 23 | 0 | 109 | 0 |
| Taylor University | 272 | 384 | 216 | 279 | 236 | 266 | 224 | 301 | 948 | 1,230 | 52 | 69 | 0 | 0 | 81 | 53 | 1,081 | 1,352 |
| Taylor University - Fort Wayne | 40 | 89 | 29 | 54 | 26 | 35 | 22 | 42 | 117 | 220 | 37 | 54 | 0 | 0 | 0 | 0 | 154 | 274 |
| Taylor University | 232 | 295 | 187 | 225 | 210 | 231 | 202 | 259 | 831 | 1,010 | 15 | 15 | 0 | 0 | 0 | 0 | 846 | 1,025 |
| Taylor University Graduate School | 0 | 0 | 0 | 0 | 0 | 0 | 0 | 0 | 0 | 0 | 0 | 0 | 0 | 0 | 81 | 53 | 81 | 53 |
| Trine University**** | 458 | 210 | 241 | 117 | 153 | 114 | 190 | 161 | 1,042 | 602 | 21 | 38 | 0 | 0 | 11 | 15 | 1,074 | 655 |
| Trine University - Angola | 436 | 164 | 228 | 95 | 135 | 76 | 161 | 89 | 960 | 424 | 21 | 36 | 0 | 0 | 9 | 1 | 990 | 461 |
| Trine University - Fort Wayne | 20 | 29 | 7 | 16 | 14 | 28 | 20 | 48 | 61 | 121 | 0 | 2 | 0 | 0 | 2 | 14 | 63 | 137 |
| Trine University - South Bend | 2 | 17 | 6 | 6 | 4 | 10 | 9 | 24 | 21 | 57 | 0 | 0 | 0 | 0 | 0 | 0 | 21 | 57 |
| University Of Evansville | 407 | 591 | 230 | 318 | 220 | 270 | 111 | 207 | 968 | 1,386 | 67 | 122 | 0 | 0 | 47 | 110 | 1,082 | 1,618 |
| University Of Indianapolis | 404 | 742 | 299 | 598 | 237 | 469 | 273 | 564 | 1,213 | 2,373 | 40 | 81 | 0 | 0 | 315 | 846 | 1,568 | 3,300 |
| University Of Notre Dame | 1,058 | 953 | 1,098 | 971 | 1,146 | 959 | 1,165 | 1,004 | 4,467 | 3,887 | 88 | 97 | 352 | 237 | 1,604 | 999 | 6,511 | 5,220 |
| University Of Saint Francis | 256 | 438 | 95 | 377 | 88 | 206 | 111 | 171 | 550 | 1,192 | 20 | 38 | 0 | 0 | 70 | 242 | 640 | 1,472 |
| University Of Southern Indiana | 1,609 | 1,963 | 718 | 1,034 | 673 | 1,074 | 750 | 1,316 | 3,750 | 5,387 | 71 | 112 | 0 | 0 | 193 | 613 | 4,014 | 6,112 |
| Valparaiso University | 336 | 359 | 350 | 364 | 307 | 381 | 347 | 380 | 1,340 | 1,484 | 50 | 53 | 315 | 260 | 198 | 276 | 1,903 | 2,073 |
| Vincennes University^ | 2,049 | 1,506 | 1,161 | 1,120 | 27 | 52 | 72 | 90 | 3,309 | 2,768 | 0 | 0 | 0 | 0 | 0 | 0 | 3,309 | 2,768 |
| Vincennes University - Jasper | 113 | 311 | 59 | 255 | 0 | 12 | 0 | 19 | 172 | 597 | 0 | 0 | 0 | 0 | 0 | 0 | 172 | 597 |
| Vincennes University - Vincennes | 1,936 | 1,195 | 1,102 | 865 | 27 | 40 | 72 | 71 | 3,137 | 2,171 | 0 | 0 | 0 | 0 | 0 | 0 | 3,137 | 2,171 |
| Wabash College | 255 | 0 | 217 | 0 | 220 | 0 | 211 | 0 | 903 | 0 | 8 | 0 | 0 | 0 | 0 | 0 | 911 | 0 |
| GRAND TOTAL | 56,754 | 71,679 | 32,145 | 43,853 | 20,271 | 23,500 | 23,419 | 28,878 | 132,589 | 167,910 | 9,324 | 10,891 | 3,266 | 3,208 | 17,130 | 19,135 | 162,309 | 201,144 |

* Students enrolled in Indiana University and Purdue University Programs.

** Students enrolled in Indiana University Programs only, now being reported with Purdue University as of 2008.

*** Students enrolled in Indiana University and Purdue University Programs as of 2008.

**** Name changed from Tri-State to Trine University as of 2008

^ Vincennes University-ASL had no resident degree credit enrollment.

TABLE V
DEGREE CREDIT ENROLLMENT OF FULL-AND PART-TIME RESIDENT STUDENTS
FALL SESSION 2008-2009

| | <i>TOTAL</i> | | | | | | | | | | | | | | | | | |
|--|-----------------|-----------|------------------|-----------|---------------|-----------|---------------|-----------|------------------|-----------|---------------------|-----------|---------------------|-----------|-----------------|-----------|-----------------------|-----------|
| | <i>FRESHMAN</i> | | <i>SOPHOMORE</i> | | <i>JUNIOR</i> | | <i>SENIOR</i> | | <i>UNDERGRAD</i> | | <i>UNCLASSIFIED</i> | | <i>PROFESSIONAL</i> | | <i>GRADUATE</i> | | <i>TOTAL RESIDENT</i> | |
| | FULL TIME | PART TIME | FULL TIME | PART TIME | FULL TIME | PART TIME | FULL TIME | PART TIME | FULL TIME | PART TIME | FULL TIME | PART TIME | FULL TIME | PART TIME | FULL TIME | PART TIME | FULL TIME | PART TIME |
| Ancilla College | 279 | 58 | 83 | 66 | 0 | 0 | 0 | 0 | 362 | 124 | 0 | 9 | 0 | 0 | 0 | 0 | 362 | 133 |
| Anderson University | 658 | 36 | 419 | 26 | 407 | 31 | 490 | 78 | 1,974 | 171 | 3 | 18 | 30 | 31 | 71 | 439 | 2,078 | 659 |
| Associated Mennonite Biblical Seminary | 0 | 0 | 0 | 0 | 0 | 0 | 0 | 0 | 0 | 0 | 0 | 0 | 0 | 0 | 0 | 0 | 0 | 0 |
| Ball State University | 5,003 | 61 | 3,704 | 139 | 2,821 | 160 | 2,604 | 441 | 14,132 | 801 | 157 | 90 | 0 | 0 | 999 | 722 | 15,288 | 1,613 |
| Bethel College | 326 | 122 | 322 | 114 | 358 | 108 | 342 | 124 | 1,348 | 468 | 2 | 44 | 0 | 0 | 50 | 163 | 1,400 | 675 |
| Butler University | 1,050 | 6 | 900 | 5 | 838 | 5 | 770 | 35 | 3,558 | 51 | 24 | 6 | 243 | 2 | 135 | 419 | 3,960 | 478 |
| Calumet College Of Saint Joseph | 199 | 50 | 86 | 60 | 93 | 153 | 121 | 289 | 499 | 552 | 20 | 31 | 0 | 0 | 1 | 110 | 520 | 693 |
| Christian Theological Seminary | 0 | 0 | 0 | 0 | 0 | 0 | 0 | 0 | 0 | 0 | 1 | 28 | 114 | 23 | 49 | 38 | 164 | 89 |
| Davenport University, Indiana | 17 | 20 | 36 | 58 | 36 | 55 | 25 | 63 | 114 | 196 | 0 | 0 | 0 | 0 | 0 | 3 | 114 | 199 |
| DePauw University | 627 | 0 | 615 | 0 | 519 | 0 | 476 | 4 | 2,237 | 4 | 11 | 46 | 0 | 0 | 0 | 0 | 2,248 | 50 |
| Earlham College | 384 | 0 | 275 | 2 | 241 | 0 | 240 | 6 | 1,140 | 8 | 30 | 8 | 52 | 22 | 41 | 18 | 1,263 | 56 |
| Franklin College Of Indiana | 383 | 6 | 215 | 2 | 183 | 1 | 233 | 10 | 1,014 | 19 | 0 | 97 | 0 | 0 | 0 | 0 | 1,014 | 116 |
| Goshen College | 214 | 8 | 201 | 4 | 217 | 5 | 224 | 26 | 856 | 43 | 3 | 28 | 0 | 0 | 3 | 25 | 862 | 96 |
| Grace College | 313 | 5 | 230 | 5 | 154 | 7 | 170 | 24 | 867 | 41 | 1 | 41 | 19 | 14 | 38 | 55 | 925 | 151 |
| Hanover College | 330 | 0 | 204 | 0 | 173 | 0 | 212 | 2 | 919 | 2 | 2 | 3 | 0 | 0 | 0 | 0 | 921 | 5 |
| Holy Cross College | 280 | 5 | 94 | 2 | 61 | 0 | 37 | 3 | 472 | 10 | 0 | 6 | 0 | 0 | 0 | 0 | 472 | 16 |
| Huntington University | 343 | 10 | 240 | 14 | 232 | 14 | 188 | 22 | 1,003 | 60 | 3 | 42 | 0 | 0 | 10 | 93 | 1,016 | 195 |
| Indiana Institute Of Technology | 621 | 480 | 450 | 256 | 410 | 231 | 468 | 217 | 1,949 | 1,184 | 0 | 49 | 0 | 0 | 148 | 181 | 2,097 | 1,414 |
| Indiana State University | 2,754 | 111 | 1,434 | 121 | 1,308 | 216 | 1,520 | 553 | 7,016 | 1,001 | 9 | 244 | 195 | 11 | 716 | 1265 | 7,936 | 2,521 |
| Indiana University | 17,397 | 2,911 | 14,280 | 3,023 | 11,844 | 2,593 | 13,783 | 5,132 | 57,304 | 13,659 | 585 | 4,781 | 3,194 | 357 | 6,640 | 8,259 | 67,723 | 27,056 |
| Indiana University - Bloomington | 8,067 | 65 | 7,838 | 183 | 6,942 | 227 | 7,159 | 606 | 30,006 | 1,081 | 141 | 854 | 884 | 30 | 4,711 | 2647 | 35,742 | 4,612 |
| Indiana University - East | 551 | 195 | 303 | 198 | 202 | 122 | 299 | 211 | 1,355 | 726 | 17 | 324 | 0 | 0 | 0 | 25 | 1,372 | 1,075 |
| Indiana University - Kokomo | 517 | 208 | 298 | 178 | 212 | 188 | 278 | 325 | 1,305 | 899 | 17 | 378 | 0 | 0 | 27 | 64 | 1,349 | 1,341 |
| Indiana University - Northwest | 1,037 | 464 | 661 | 355 | 380 | 203 | 481 | 393 | 2,559 | 1,415 | 47 | 315 | 0 | 0 | 121 | 337 | 2,727 | 2,067 |
| Indiana University - South Bend | 1,578 | 639 | 891 | 490 | 578 | 316 | 828 | 555 | 3,875 | 2,000 | 41 | 1,013 | 0 | 0 | 190 | 593 | 4,106 | 3,606 |
| Indiana University - Southeast | 1,431 | 411 | 777 | 408 | 622 | 406 | 681 | 616 | 3,511 | 1,841 | 35 | 448 | 0 | 0 | 24 | 623 | 3,570 | 2,912 |
| IU-PU At Indianapolis* | 4,216 | 929 | 3,512 | 1,211 | 2,908 | 1,131 | 4,057 | 2,426 | 14,693 | 5,697 | 287 | 1,449 | 2,310 | 327 | 1,567 | 3970 | 18,857 | 11,443 |
| IU-PU Fort Wayne** | 0 | 0 | 0 | 0 | 0 | 0 | 0 | 0 | 0 | 0 | 0 | 0 | 0 | 0 | 0 | 0 | 0 | 0 |
| Indiana Wesleyan University | 974 | 4 | 649 | 1 | 530 | 0 | 435 | 4 | 2,588 | 9 | 0 | 0 | 0 | 0 | 0 | 0 | 2,588 | 9 |
| Ivy Tech State College | 23,637 | 31,346 | 7,658 | 15,089 | 0 | 0 | 0 | 0 | 31,295 | 46,435 | 1,554 | 8,385 | 0 | 0 | 0 | 0 | 32,849 | 54,820 |
| Ivy Tech State Col - Bloomington | 2,101 | 1,688 | 587 | 760 | 0 | 0 | 0 | 0 | 2,688 | 2,448 | 96 | 391 | 0 | 0 | 0 | 0 | 2,784 | 2,839 |
| Ivy Tech State Col - Central Indiana | 4,176 | 7,514 | 1,084 | 3,021 | 0 | 0 | 0 | 0 | 5,260 | 10,535 | 464 | 1,449 | 0 | 0 | 0 | 0 | 5,724 | 11,984 |
| Ivy Tech State Col - Columbus | 978 | 1,275 | 302 | 619 | 0 | 0 | 0 | 0 | 1,280 | 1,894 | 28 | 219 | 0 | 0 | 0 | 0 | 1,308 | 2,113 |
| Ivy Tech State Col - East Central | 2,395 | 2,326 | 840 | 1,141 | 0 | 0 | 0 | 0 | 3,235 | 3,467 | 69 | 431 | 0 | 0 | 0 | 0 | 3,304 | 3,898 |
| Ivy Tech State Col - Kokomo | 1,092 | 1,629 | 359 | 825 | 0 | 0 | 0 | 0 | 1,451 | 2,454 | 37 | 254 | 0 | 0 | 0 | 0 | 1,488 | 2,708 |
| Ivy Tech State Col - Lafayette | 2,168 | 1,874 | 687 | 834 | 0 | 0 | 0 | 0 | 2,855 | 2,708 | 220 | 1,150 | 0 | 0 | 0 | 0 | 3,075 | 3,858 |
| Ivy Tech State Col - North Central | 1,420 | 3,013 | 442 | 1,215 | 0 | 0 | 0 | 0 | 1,862 | 4,228 | 100 | 569 | 0 | 0 | 0 | 0 | 1,962 | 4,797 |
| Ivy Tech State Col - Northeast | 2,236 | 2,985 | 716 | 1,521 | 0 | 0 | 0 | 0 | 2,952 | 4,506 | 249 | 782 | 0 | 0 | 0 | 0 | 3,201 | 5,288 |
| Ivy Tech State Col - Northwest | 1,746 | 2,300 | 505 | 1,150 | 0 | 0 | 0 | 0 | 2,251 | 3,450 | 45 | 628 | 0 | 0 | 0 | 0 | 2,296 | 4,078 |
| Ivy Tech State Col - Southern Indiana | 1,027 | 1,691 | 369 | 739 | 0 | 0 | 0 | 0 | 1,396 | 2,430 | 34 | 486 | 0 | 0 | 0 | 0 | 1,430 | 2,916 |
| Ivy Tech State Col - Southeast | 709 | 722 | 217 | 408 | 0 | 0 | 0 | 0 | 926 | 1,130 | 30 | 293 | 0 | 0 | 0 | 0 | 956 | 1,423 |
| Ivy Tech State Col - Southwest | 1,349 | 1,667 | 598 | 1,169 | 0 | 0 | 0 | 0 | 1,947 | 2,836 | 97 | 715 | 0 | 0 | 0 | 0 | 2,044 | 3,551 |
| Ivy Tech State Col - Wabash Valley | 1,602 | 1,627 | 694 | 1,161 | 0 | 0 | 0 | 0 | 2,296 | 2,788 | 54 | 713 | 0 | 0 | 0 | 0 | 2,350 | 3,501 |
| Ivy Tech State Col - Richmond | 638 | 1,035 | 258 | 526 | 0 | 0 | 0 | 0 | 896 | 1,561 | 31 | 305 | 0 | 0 | 0 | 0 | 927 | 1,866 |

TABLE V (continued)
DEGREE CREDIT ENROLLMENT OF FULL-AND PART-TIME RESIDENT STUDENTS
FALL SESSION 2008-2009

| | <i>TOTAL</i> | | | | | | | | | | | | | | | | | |
|-------------------------------------|-----------------|---------------|------------------|---------------|---------------|--------------|---------------|---------------|------------------|---------------|---------------------|---------------|---------------------|--------------|-----------------|---------------|-----------------------|----------------|
| | <i>FRESHMAN</i> | | <i>SOPHOMORE</i> | | <i>JUNIOR</i> | | <i>SENIOR</i> | | <i>UNDERGRAD</i> | | <i>UNCLASSIFIED</i> | | <i>PROFESSIONAL</i> | | <i>GRADUATE</i> | | <i>TOTAL RESIDENT</i> | |
| | FULL TIME | PART TIME | FULL TIME | PART TIME | FULL TIME | PART TIME | FULL TIME | PART TIME | FULL TIME | PART TIME | FULL TIME | PART TIME | FULL TIME | PART TIME | FULL TIME | PART TIME | FULL TIME | PART TIME |
| Manchester College | 430 | 1 | 255 | 2 | 224 | 1 | 202 | 5 | 1,111 | 9 | 4 | 18 | 0 | 0 | 0 | 0 | 1,115 | 27 |
| Marian College | 483 | 102 | 363 | 194 | 290 | 75 | 279 | 106 | 1,415 | 477 | 11 | 68 | 0 | 0 | 14 | 158 | 1,440 | 703 |
| Martin University | 270 | 338 | 108 | 74 | 74 | 37 | 68 | 45 | 520 | 494 | 0 | 0 | 0 | 0 | 64 | 80 | 584 | 574 |
| Oakland City University | 615 | 12 | 249 | 3 | 204 | 8 | 199 | 17 | 1,267 | 40 | 16 | 370 | 8 | 9 | 24 | 115 | 1,315 | 534 |
| Purdue University | 16,600 | 2,603 | 10,518 | 1,922 | 9,011 | 1,411 | 10,167 | 3,038 | 46,296 | 8,974 | 106 | 1,894 | 893 | 9 | 5,499 | 3,688 | 52,794 | 14,565 |
| IU-PU Fort Wayne*** | 3,690 | 949 | 1,652 | 906 | 1,077 | 414 | 1,154 | 945 | 7,573 | 3,214 | 19 | 847 | 0 | 0 | 80 | 605 | 7,672 | 4,666 |
| Purdue University - Calumet | 2,609 | 832 | 1,079 | 439 | 843 | 394 | 974 | 884 | 5,505 | 2,549 | 24 | 275 | 0 | 0 | 207 | 765 | 5,736 | 3,589 |
| Purdue University - North Central | 1,344 | 338 | 492 | 232 | 368 | 263 | 330 | 395 | 2,534 | 1,228 | 34 | 346 | 0 | 0 | 39 | 64 | 2,607 | 1,638 |
| Purdue University - Tech. Statewide | 255 | 175 | 117 | 156 | 71 | 124 | 81 | 197 | 524 | 652 | 23 | 162 | 0 | 0 | 0 | 0 | 547 | 814 |
| Purdue University - West Lafayette | 8,702 | 309 | 7,178 | 189 | 6,652 | 216 | 7,628 | 617 | 30,160 | 1,331 | 6 | 264 | 893 | 9 | 5,173 | 2,254 | 36,232 | 3,858 |
| Rose-Hulman Institute Of Technology | 516 | 0 | 496 | 0 | 455 | 0 | 349 | 2 | 1,816 | 2 | 0 | 14 | 0 | 0 | 34 | 36 | 1,850 | 52 |
| Saint Joseph's College | 355 | 0 | 252 | 1 | 187 | 7 | 198 | 5 | 992 | 13 | 25 | 46 | 0 | 0 | 0 | 0 | 1,017 | 59 |
| Saint Mary-Of-The-Woods | 155 | 179 | 103 | 160 | 121 | 190 | 111 | 157 | 490 | 686 | 19 | 219 | 0 | 0 | 50 | 116 | 559 | 1,021 |
| Saint Mary's College | 486 | 10 | 413 | 0 | 374 | 0 | 322 | 8 | 1,595 | 18 | 6 | 9 | 0 | 0 | 0 | 0 | 1,601 | 27 |
| Saint Meinrad School Of Theology | 0 | 0 | 0 | 0 | 0 | 0 | 0 | 0 | 0 | 0 | 2 | 0 | 84 | 0 | 23 | 0 | 109 | 0 |
| Taylor University | 638 | 18 | 488 | 7 | 491 | 11 | 493 | 32 | 2,110 | 68 | 4 | 117 | 0 | 0 | 91 | 43 | 2,205 | 228 |
| Taylor University - Fort Wayne | 111 | 18 | 77 | 6 | 54 | 7 | 57 | 7 | 299 | 38 | 2 | 89 | 0 | 0 | 0 | 0 | 301 | 127 |
| Taylor University | 527 | 0 | 411 | 1 | 437 | 4 | 436 | 25 | 1,811 | 30 | 2 | 28 | 0 | 0 | 0 | 0 | 1,813 | 58 |
| Taylor University Graduate School | 0 | 0 | 0 | 0 | 0 | 0 | 0 | 0 | 0 | 0 | 0 | 0 | 0 | 0 | 91 | 43 | 91 | 43 |
| Trine University**** | 638 | 30 | 336 | 22 | 236 | 31 | 273 | 78 | 1,483 | 161 | 5 | 54 | 0 | 0 | 20 | 6 | 1,508 | 221 |
| Trine University - Angola | 582 | 18 | 309 | 14 | 197 | 14 | 212 | 38 | 1,300 | 84 | 5 | 52 | 0 | 0 | 4 | 6 | 1,309 | 142 |
| Trine University - Fort Wayne | 39 | 10 | 18 | 5 | 27 | 15 | 39 | 29 | 123 | 59 | 0 | 2 | 0 | 0 | 16 | 0 | 139 | 61 |
| Trine University - South Bend | 17 | 2 | 9 | 3 | 12 | 2 | 22 | 11 | 60 | 18 | 0 | 0 | 0 | 0 | 0 | 0 | 60 | 18 |
| University Of Evansville | 967 | 31 | 537 | 11 | 476 | 14 | 285 | 33 | 2,265 | 89 | 0 | 189 | 0 | 0 | 150 | 7 | 2,415 | 285 |
| University Of Indianapolis | 929 | 217 | 706 | 191 | 552 | 154 | 511 | 326 | 2,698 | 888 | 9 | 112 | 0 | 0 | 449 | 712 | 3,156 | 1,712 |
| University Of Notre Dame | 2,011 | 0 | 2,065 | 4 | 2,101 | 4 | 2,160 | 9 | 8,337 | 17 | 91 | 94 | 589 | 0 | 2,585 | 18 | 11,602 | 129 |
| University Of Saint Francis | 600 | 94 | 356 | 116 | 260 | 34 | 243 | 39 | 1,459 | 283 | 2 | 56 | 0 | 0 | 116 | 196 | 1,577 | 535 |
| University Of Southern Indiana | 3,330 | 242 | 1,551 | 201 | 1,392 | 355 | 1,399 | 667 | 7,672 | 1,465 | 34 | 149 | 0 | 0 | 124 | 682 | 7,830 | 2,296 |
| Valparaiso University | 685 | 10 | 691 | 23 | 664 | 24 | 675 | 52 | 2,715 | 109 | 28 | 75 | 520 | 55 | 268 | 206 | 3,531 | 445 |
| Vincennes University ^ | 3,010 | 545 | 1,730 | 551 | 71 | 8 | 132 | 30 | 4,943 | 1,134 | 0 | 0 | 0 | 0 | 0 | 0 | 4,943 | 1,134 |
| Vincennes University - Jasper | 282 | 142 | 125 | 189 | 10 | 2 | 15 | 4 | 432 | 337 | 0 | 0 | 0 | 0 | 0 | 0 | 432 | 337 |
| Vincennes University - Vincennes | 2,728 | 403 | 1,605 | 362 | 61 | 6 | 117 | 26 | 4,511 | 797 | 0 | 0 | 0 | 0 | 0 | 0 | 4,511 | 797 |
| Wabash College | 255 | 0 | 217 | 0 | 220 | 0 | 210 | 1 | 902 | 1 | 6 | 2 | 0 | 0 | 0 | 0 | 908 | 3 |
| GRAND TOTAL | 88,762 | 39,671 | 53,529 | 22,469 | 37,828 | 5,943 | 40,614 | 11,683 | 220,733 | 79,766 | 2,773 | 17,442 | 5,941 | 533 | 18,412 | 17,853 | 247,859 | 115,594 |

* Students enrolled in Indiana University and Purdue University Programs.

** Students enrolled in Indiana University Programs only, now being reported with Purdue University as of 2008.

*** Students enrolled in Indiana University and Purdue University Programs as of 2008.

**** Name changed from Tri-State to Trine University as of 2008

^ Vincennes University-ASL had no full-time or part-time resident degree credit enrollment.

TABLE VI
FULL TIME EQUIVALENT OF DEGREE CREDIT RESIDENT ENROLLMENT
FALL SESSION 2008-2009

| | <i>FRESHMAN</i> | <i>SOPHOMORE</i> | <i>JUNIOR</i> | <i>SENIOR</i> | <i>TOTAL UNDERGRAD</i> | <i>UNCLASSIFIED</i> | <i>PROFESSIONAL</i> | <i>GRADUATE</i> | <i>TOTAL</i> |
|--|-----------------|------------------|---------------|---------------|----------------------------|---------------------|---------------------|-----------------|--------------|
| Ancilla College | 279 | 104 | 0 | 0 | 382 | 3 | 0 | 0 | 385 |
| Anderson University | 672 | 444 | 430 | 525 | 2,072 | 7 | 39 | 254 | 2,372 |
| Associated Mennonite Biblical Seminary | 0 | 0 | 0 | 0 | 0 | 0 | 0 | 0 | 0 |
| Ball State University | 5,123 | 3,861 | 2,957 | 2,732 | 14,672 | 170 | 0 | 1,261 | 16,102 |
| Bethel College | 381 | 378 | 412 | 392 | 1,563 | 13 | 0 | 103 | 1,679 |
| Butler University | 1,103 | 988 | 902 | 807 | 3,800 | 24 | 254 | 324 | 4,402 |
| Calumet College Of Saint Joseph | 217 | 110 | 159 | 232 | 718 | 21 | 0 | 55 | 794 |
| Christian Theological Seminary | 0 | 0 | 0 | 0 | 0 | 9 | 112 | 54 | 175 |
| Davenport University, Indiana | 24 | 59 | 57 | 51 | 191 | 0 | 0 | 2 | 193 |
| DePauw University | 627 | 615 | 519 | 477 | 2,238 | 26 | 0 | 0 | 2,265 |
| Earlham College | 384 | 276 | 241 | 243 | 1,143 | 33 | 61 | 46 | 1,283 |
| Franklin College Of Indiana | 384 | 216 | 183 | 237 | 1,020 | 25 | 0 | 0 | 1,045 |
| Goshen College | 199 | 189 | 200 | 214 | 802 | 11 | 0 | 15 | 828 |
| Grace College | 325 | 251 | 171 | 189 | 936 | 11 | 19 | 55 | 1,021 |
| Hanover College | 330 | 204 | 173 | 213 | 920 | 3 | 0 | 0 | 923 |
| Holy Cross College | 281 | 99 | 64 | 43 | 487 | 2 | 0 | 0 | 489 |
| Huntington University | 349 | 254 | 247 | 202 | 1,052 | 15 | 0 | 36 | 1,103 |
| Indiana Institute Of Technology | 777 | 518 | 480 | 545 | 2,320 | 12 | 0 | 115 | 2,447 |
| Indiana State University | 2,781 | 1,484 | 1,408 | 1,706 | 7,379 | 90 | 212 | 1,036 | 8,718 |
| Indiana University | 17,674 | 15,033 | 12,591 | 15,543 | 60,841 | 11,322 | 3,778 | 9,735 | 85,676 |
| Indiana University - Bloomington | 8,151 | 7,945 | 7,062 | 7,409 | 30,567 | 324 | 940 | 5,611 | 37,442 |
| Indiana University - East | 576 | 354 | 234 | 364 | 1,529 | 9,537 | 0 | 12 | 11,078 |
| Indiana University - Kokomo | 535 | 347 | 278 | 418 | 1,578 | 107 | 0 | 51 | 1,735 |
| Indiana University - Northwest | 1,118 | 756 | 430 | 618 | 2,923 | 139 | 0 | 253 | 3,314 |
| Indiana University - South Bend | 1,640 | 993 | 656 | 991 | 4,280 | 326 | 0 | 393 | 4,998 |
| Indiana University - Southeast | 1,434 | 874 | 732 | 883 | 3,923 | 165 | 0 | 251 | 4,339 |
| IU-PU At Indianapolis* | 4,220 | 3,765 | 3,198 | 4,860 | 16,043 | 724 | 2,838 | 3,164 | 22,770 |
| IU-PU Fort Wayne** | 0 | 0 | 0 | 0 | 0 | 0 | 0 | 0 | 0 |
| Indiana Wesleyan University | 975 | 649 | 530 | 436 | 2,590 | 0 | 0 | 0 | 2,590 |
| Ivy Tech State College | 33,274 | 12,933 | 0 | 0 | 46,207 | 3,896 | 0 | 0 | 50,103 |
| Ivy Tech State Col - Bloomington | 2,497 | 821 | 0 | 0 | 3,318 | 190 | 0 | 0 | 3,508 |
| Ivy Tech State Col - Central Indiana | 6,695 | 2,142 | 0 | 0 | 8,837 | 905 | 0 | 0 | 9,742 |
| Ivy Tech State Col - Columbus | 1,331 | 534 | 0 | 0 | 1,865 | 83 | 0 | 0 | 1,948 |
| Ivy Tech State Col - East Central | 3,013 | 1,192 | 0 | 0 | 4,205 | 189 | 0 | 0 | 4,394 |
| Ivy Tech State Col - Kokomo | 1,585 | 655 | 0 | 0 | 2,240 | 105 | 0 | 0 | 2,345 |
| Ivy Tech State Col - Lafayette | 2,660 | 940 | 0 | 0 | 3,600 | 494 | 0 | 0 | 4,094 |
| Ivy Tech State Col - North Central | 2,409 | 890 | 0 | 0 | 3,299 | 264 | 0 | 0 | 3,563 |
| Ivy Tech State Col - Northeast | 3,099 | 1,260 | 0 | 0 | 4,360 | 486 | 0 | 0 | 4,846 |
| Ivy Tech State Col - Northwest | 2,484 | 942 | 0 | 0 | 3,426 | 216 | 0 | 0 | 3,642 |
| Ivy Tech State Col - Southern Indiana | 1,652 | 627 | 0 | 0 | 2,279 | 182 | 0 | 0 | 2,462 |
| Ivy Tech State Col - Southeast | 905 | 362 | 0 | 0 | 1,266 | 104 | 0 | 0 | 1,370 |
| Ivy Tech State Col - Southwest | 1,870 | 1,023 | 0 | 0 | 2,893 | 312 | 0 | 0 | 3,205 |
| Ivy Tech State Col - Wabash Valley | 2,092 | 1,102 | 0 | 0 | 3,194 | 240 | 0 | 0 | 3,434 |
| Ivy Tech State Col - Richmond | 979 | 444 | 0 | 0 | 1,424 | 125 | 0 | 0 | 1,549 |

TABLE VI (continued)
FULL TIME EQUIVALENT OF DEGREE CREDIT RESIDENT ENROLLMENT
FALL SESSION 2008-2009

| | <i>FRESHMAN</i> | <i>SOPHOMORE</i> | <i>JUNIOR</i> | <i>SENIOR</i> | <i>TOTAL UNDERGRAD</i> | <i>UNCLASSIFIED</i> | <i>PROFESSIONAL</i> | <i>GRADUATE</i> | <i>TOTAL</i> |
|-------------------------------------|-----------------|------------------|---------------|---------------|----------------------------|---------------------|---------------------|-----------------|----------------|
| Manchester College | 431 | 256 | 224 | 204 | 1,115 | 11 | 0 | 0 | 1,125 |
| Marian College | 531 | 453 | 341 | 337 | 1,662 | 32 | 0 | 97 | 1,791 |
| Martin University | 706 | 261 | 213 | 129 | 1,309 | 0 | 0 | 218 | 1,527 |
| Oakland City University | 619 | 250 | 207 | 205 | 1,280 | 139 | 11 | 62 | 1,493 |
| Purdue University | 17,036 | 11,379 | 9,493 | 11,088 | 48,996 | 636 | 1,299 | 6,980 | 57,911 |
| IU-PU Fort Wayne*** | 3,651 | 1,900 | 1,166 | 1,446 | 8,163 | 263 | 0 | 311 | 8,737 |
| Purdue University - Calumet | 2,724 | 1,173 | 942 | 1,254 | 6,093 | 96 | 0 | 472 | 6,661 |
| Purdue University - North Central | 1,322 | 713 | 348 | 406 | 2,789 | 122 | 0 | 93 | 3,004 |
| Purdue University - Tech. Statewide | 309 | 172 | 116 | 153 | 750 | 74 | 0 | 0 | 824 |
| Purdue University - West Lafayette | 9,030 | 7,421 | 6,921 | 7,829 | 31,201 | 81 | 1,299 | 6,104 | 38,685 |
| Rose-Hulman Institute Of Technology | 569 | 540 | 493 | 373 | 1,976 | 10 | 0 | 48 | 2,034 |
| Saint Joseph's College | 382 | 277 | 210 | 212 | 1,081 | 38 | 0 | 0 | 1,119 |
| Saint Mary-Of-The-Woods | 202 | 146 | 171 | 153 | 672 | 77 | 0 | 121 | 870 |
| Saint Mary's College | 543 | 444 | 405 | 344 | 1,736 | 8 | 0 | 0 | 1,744 |
| Saint Meinrad School Of Theology | 0 | 0 | 0 | 0 | 0 | 2 | 84 | 23 | 109 |
| Taylor University | 638 | 508 | 516 | 514 | 2,177 | 35 | 0 | 94 | 2,306 |
| Taylor University - Fort Wayne | 115 | 80 | 57 | 63 | 315 | 26 | 0 | 0 | 341 |
| Taylor University | 524 | 428 | 459 | 451 | 1,862 | 9 | 0 | 0 | 1,871 |
| Taylor University Graduate School | 0 | 0 | 0 | 0 | 0 | 0 | 0 | 94 | 94 |
| Trine University**** | 644 | 357 | 256 | 300 | 1,557 | 22 | 0 | 22 | 1,601 |
| Trine University - Angola | 593 | 329 | 215 | 231 | 1,368 | 21 | 0 | 6 | 1,395 |
| Trine University - Fort Wayne | 37 | 18 | 29 | 46 | 130 | 1 | 0 | 16 | 147 |
| Trine University - South Bend | 14 | 10 | 12 | 23 | 59 | 0 | 0 | 0 | 59 |
| University Of Evansville | 1,024 | 572 | 504 | 310 | 2,410 | 36 | 0 | 159 | 2,605 |
| University Of Indianapolis | 1,020 | 827 | 638 | 676 | 3,161 | 36 | 0 | 820 | 4,017 |
| University Of Notre Dame | 2,011 | 2,066 | 2,102 | 2,163 | 8,343 | 122 | 589 | 2,591 | 11,645 |
| University Of Saint Francis | 619 | 407 | 285 | 256 | 1,567 | 19 | 0 | 197 | 1,783 |
| University Of Southern Indiana | 3,304 | 1,573 | 1,481 | 1,623 | 7,980 | 75 | 0 | 382 | 8,437 |
| Valparaiso University | 725 | 740 | 700 | 716 | 2,881 | 52 | 544 | 332 | 3,809 |
| Vincennes University ^ | 3,156 | 1,997 | 77 | 155 | 5,385 | 0 | 0 | 0 | 5,385 |
| Vincennes University - Jasper | 306 | 191 | 11 | 21 | 529 | 0 | 0 | 0 | 529 |
| Vincennes University - Vincennes | 2,850 | 1,806 | 66 | 134 | 4,856 | 0 | 0 | 0 | 4,856 |
| Wabash College | 255 | 217 | 220 | 211 | 903 | 7 | 0 | 0 | 910 |
| GRAND TOTAL | 100,574 | 61,937 | 40,260 | 44,755 | 247,526 | 17,048 | 7,002 | 25,237 | 296,813 |

* Students enrolled in Indiana University and Purdue University Programs.

** Students enrolled in Indiana University Programs only, now being reported with Purdue University as of 2008.

*** Students enrolled in Indiana University and Purdue University Programs as of 2008.

**** Name changed from Tri-State to Trine University as of 2008

^ Vincennes University-ASL had no full time equivalent of degree credit resident enrollment.

**TABLE VII
FIRST-TIME DEGREE CREDIT RESIDENT ENROLLMENT*
FALL SESSION 2008-2009**

| | <i>MEN</i> | | <i>WOMEN</i> | | <i>TOTAL</i> | | <i>TOTAL</i> | <i>TOTAL</i> |
|--|------------|-----------|--------------|-----------|--------------|-----------|--------------|--------------|
| | FULL TIME | PART TIME | FULL TIME | PART TIME | FULL TIME | PART TIME | HEADCOUNT | FTE |
| Ancilla College | 75 | 5 | 86 | 3 | 161 | 8 | 169 | 149 |
| Anderson University | 225 | 1 | 316 | 2 | 541 | 3 | 544 | 544 |
| Associated Mennonite Biblical Seminary | 17 | 4 | 10 | 13 | 27 | 17 | 44 | 28 |
| Ball State University | 2,060 | 115 | 2,480 | 214 | 4,540 | 329 | 4,869 | 4,636 |
| Bethel College | 93 | 13 | 149 | 22 | 242 | 35 | 277 | 267 |
| Butler University | 368 | 0 | 566 | 0 | 934 | 0 | 934 | 983 |
| Calumet College Of Saint Joseph | 76 | 2 | 62 | 7 | 138 | 9 | 147 | 140 |
| Davenport University, Indiana | 1 | 0 | 1 | 1 | 2 | 1 | 3 | 2 |
| DePauw University | 259 | 0 | 341 | 0 | 600 | 0 | 600 | 600 |
| Earlham College | 145 | 0 | 179 | 0 | 324 | 0 | 324 | 324 |
| Franklin College Of Indiana | 184 | 3 | 168 | 5 | 352 | 8 | 360 | 384 |
| Goshen College | 75 | 0 | 97 | 3 | 172 | 3 | 175 | 160 |
| Grace College | 103 | 10 | 193 | 15 | 296 | 25 | 321 | 310 |
| Hanover College | 139 | 0 | 189 | 0 | 328 | 0 | 328 | 328 |
| Holy Cross College | 128 | 0 | 72 | 0 | 200 | 0 | 200 | 202 |
| Huntington University | 115 | 1 | 167 | 1 | 282 | 2 | 284 | 290 |
| Indiana Institute Of Technology | 211 | 32 | 122 | 33 | 333 | 65 | 398 | 358 |
| Indiana State University | 957 | 17 | 955 | 11 | 1,912 | 28 | 1,940 | 1,937 |
| Indiana University | 5,889 | 362 | 7,620 | 436 | 13,509 | 798 | 14,307 | 13,343 |
| Indiana University - Bloomington | 3,563 | 5 | 3,990 | 6 | 7,553 | 11 | 7,564 | 7,645 |
| Indiana University - East | 101 | 17 | 190 | 20 | 291 | 37 | 328 | 283 |
| Indiana University - Kokomo | 129 | 28 | 212 | 32 | 341 | 60 | 401 | 323 |
| Indiana University - Northwest | 210 | 46 | 388 | 125 | 598 | 171 | 769 | 606 |
| Indiana University - South Bend | 357 | 89 | 591 | 98 | 948 | 187 | 1,135 | 903 |
| Indiana University - Southeast | 380 | 50 | 590 | 50 | 970 | 100 | 1,070 | 905 |
| IU-PU At Indianapolis** | 1,149 | 127 | 1,659 | 105 | 2,808 | 232 | 3,040 | 2,678 |
| IU-PU Fort Wayne*** | 0 | 0 | 0 | 0 | 0 | 0 | 0 | 0 |
| Indiana Wesleyan University | 604 | 12 | 1,112 | 24 | 1,716 | 36 | 1,752 | 1,727 |
| Ivy Tech State College | 5,056 | 5,231 | 6,188 | 6,692 | 11,244 | 11,923 | 23,167 | 14,553 |
| Ivy Tech State Col - Bloomington | 480 | 349 | 633 | 497 | 1,113 | 846 | 1,959 | 1,284 |
| Ivy Tech State Col - Central Indiana | 1,138 | 1,285 | 1,067 | 1,582 | 2,205 | 2,867 | 5,072 | 3,125 |
| Ivy Tech State Col - Columbus | 158 | 155 | 268 | 255 | 426 | 410 | 836 | 519 |
| Ivy Tech State Col - East Central | 513 | 307 | 636 | 588 | 1,149 | 895 | 2,044 | 1,359 |
| Ivy Tech State Col - Kokomo | 197 | 201 | 240 | 367 | 437 | 568 | 1,005 | 608 |
| Ivy Tech State Col - Lafayette | 483 | 373 | 547 | 421 | 1,030 | 794 | 1,824 | 1,208 |
| Ivy Tech State Col - North Central | 277 | 436 | 353 | 570 | 630 | 1,006 | 1,636 | 920 |
| Ivy Tech State Col - Northeast | 452 | 431 | 545 | 664 | 997 | 1,095 | 2,092 | 1,277 |
| Ivy Tech State Col - Northwest | 322 | 301 | 460 | 535 | 782 | 836 | 1,618 | 1,012 |
| Ivy Tech State Col - Southern Indiana | 205 | 606 | 296 | 218 | 501 | 824 | 1,325 | 810 |
| Ivy Tech State Col - Southeast | 115 | 86 | 213 | 193 | 328 | 279 | 607 | 392 |
| Ivy Tech State Col - Southwest | 307 | 269 | 354 | 292 | 661 | 561 | 1,222 | 798 |
| Ivy Tech State Col - Wabash Valley | 280 | 282 | 427 | 281 | 707 | 563 | 1,270 | 853 |
| Ivy Tech State Col - Richmond | 129 | 150 | 149 | 229 | 278 | 379 | 657 | 388 |

TABLE VII (continued)
FIRST-TIME DEGREE CREDIT RESIDENT ENROLLMENT*
FALL SESSION 2008-2009

| | <i>MEN</i> | | <i>WOMEN</i> | | <i>TOTAL</i> | | <i>TOTAL</i> | <i>TOTAL</i> |
|-------------------------------------|---------------|--------------|---------------|--------------|---------------|---------------|---------------|---------------|
| | FULL TIME | PART TIME | FULL TIME | PART TIME | FULL TIME | PART TIME | HEADCOUNT | FTE |
| Manchester College | 194 | 1 | 202 | 0 | 396 | 1 | 397 | 397 |
| Marian College | 167 | 1 | 159 | 12 | 326 | 13 | 339 | 338 |
| Martin University | 27 | 49 | 56 | 70 | 83 | 119 | 202 | 195 |
| Oakland City University | 247 | 1 | 167 | 11 | 414 | 12 | 426 | 418 |
| Purdue University | 5,769 | 287 | 5,043 | 249 | 10,812 | 536 | 11,348 | 10,898 |
| IU-PU Fort Wayne**** | 896 | 89 | 1,011 | 98 | 1,907 | 187 | 2,094 | 1,751 |
| Purdue University - Calumet | 590 | 90 | 625 | 77 | 1,215 | 167 | 1,382 | 1,206 |
| Purdue University - North Central | 380 | 50 | 370 | 46 | 750 | 96 | 846 | 701 |
| Purdue University - Tech. Statewide | 125 | 34 | 23 | 4 | 148 | 38 | 186 | 159 |
| Purdue University - West Lafayette | 3,778 | 24 | 3,014 | 24 | 6,792 | 48 | 6,840 | 7,081 |
| Rose-Hulman Institute Of Technology | 409 | 2 | 101 | 0 | 510 | 2 | 512 | 564 |
| Saint Joseph's College | 152 | 6 | 144 | 9 | 296 | 15 | 311 | 323 |
| Saint Mary-Of-The-Woods | 10 | 23 | 157 | 250 | 167 | 273 | 440 | 217 |
| Saint Mary's College | 0 | 0 | 455 | 0 | 455 | 0 | 455 | 507 |
| Taylor University | 220 | 1 | 327 | 2 | 547 | 3 | 550 | 543 |
| Taylor University - Fort Wayne | 21 | 1 | 61 | 2 | 82 | 3 | 85 | 80 |
| Taylor University | 199 | 0 | 266 | 0 | 465 | 0 | 465 | 462 |
| Taylor University Graduate School | 0 | 0 | 0 | 0 | 0 | 0 | 0 | 0 |
| Trine University^ | 314 | 1 | 120 | 1 | 434 | 2 | 436 | 443 |
| Trine University - Angola | 314 | 1 | 119 | 1 | 433 | 2 | 435 | 442 |
| Trine University - Fort Wayne | 0 | 0 | 1 | 0 | 1 | 0 | 1 | 1 |
| Trine University - South Bend | 0 | 0 | 0 | 0 | 0 | 0 | 0 | 0 |
| University Of Evansville | 242 | 0 | 377 | 0 | 619 | 0 | 619 | 654 |
| University Of Indianapolis | 239 | 4 | 492 | 11 | 731 | 15 | 746 | 734 |
| University Of Notre Dame | 1,735 | 10 | 1,423 | 11 | 3,158 | 21 | 3,179 | 3,165 |
| University Of Saint Francis | 142 | 2 | 176 | 2 | 318 | 4 | 322 | 312 |
| University Of Southern Indiana | 825 | 25 | 1,234 | 20 | 2,059 | 45 | 2,104 | 2,027 |
| Valparaiso University | 320 | 1 | 336 | 0 | 656 | 1 | 657 | 696 |
| Vincennes University | 1,223 | 489 | 850 | 517 | 2,073 | 1,006 | 3,079 | 2,381 |
| Vincennes University - ASL | 3 | 0 | 7 | 3 | 10 | 3 | 13 | 11 |
| Vincennes University - Jasper | 48 | 13 | 92 | 17 | 140 | 30 | 170 | 131 |
| Vincennes University - Vincennes | 1,172 | 476 | 751 | 497 | 1,923 | 973 | 2,896 | 2,239 |
| Wabash College | 253 | 0 | 0 | 0 | 253 | 0 | 253 | 0 |
| GRAND TOTAL | 29,268 | 6,711 | 32,892 | 8,647 | 62,160 | 15,358 | 77,518 | 66,077 |

* Christian Theological Seminary and Saint Meinrad School Of Theology do not have any first-time degree credit resident enrollment.

** Students enrolled in Indiana University and Purdue University Programs.

*** Students enrolled in Indiana University Programs only, now being reported with Purdue University as of 2008.

**** Students enrolled in Indiana University and Purdue University Programs as of 2008.

^ Name changed from Tri-State to Trine University as of 2008

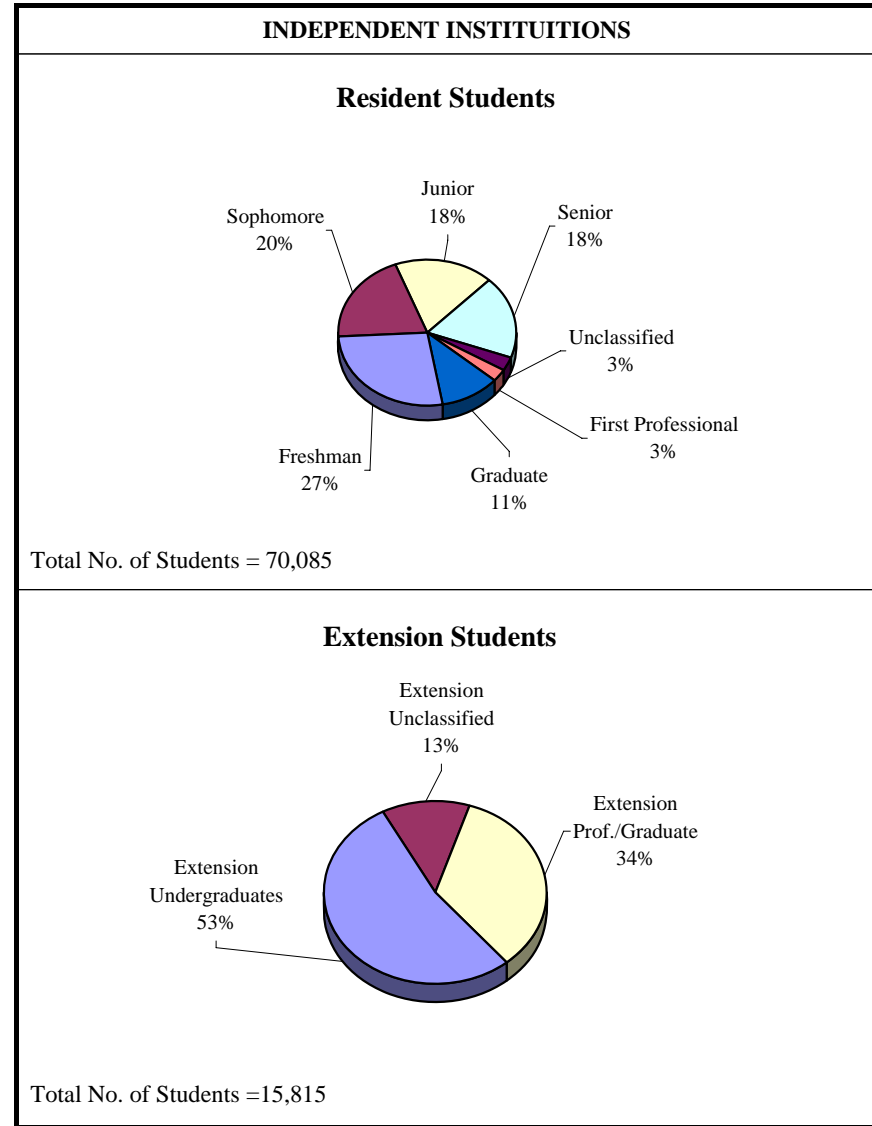
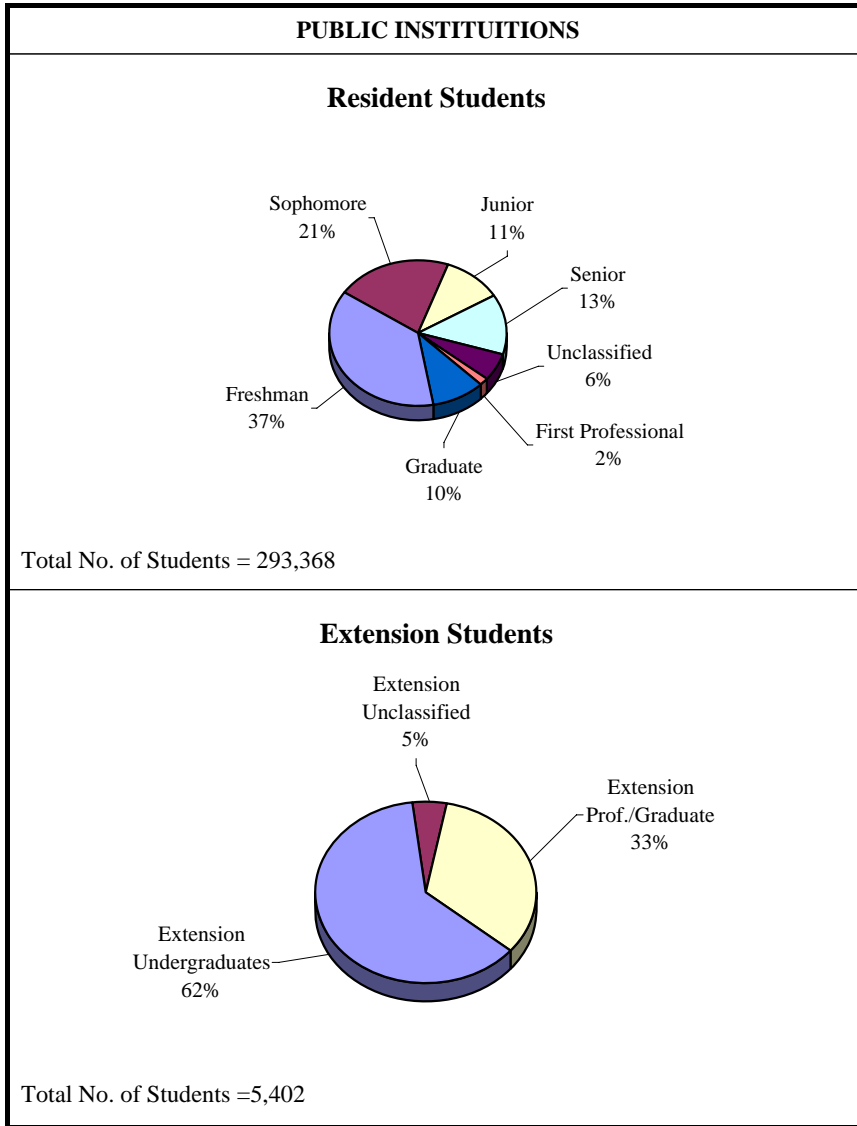
**TABLE VIII
DEGREE CREDIT EXTENSION STUDENT ENROLLMENT
FALL SESSION 2008-2009**

| <i>SCHOOL</i> | <i>UNDERGRADUATE</i> | | | | | <i>UNCLASSIFIED</i> | | | | | <i>GRADUATE</i> | | | | | <i>TOTAL EXTENSION</i> | | | | |
|--|----------------------|--------------|------------------|------------------|--------------|---------------------|--------------|------------------|------------------|--------------|-----------------|--------------|------------------|------------------|------------|------------------------|--------------|------------------|------------------|--------------|
| | <i>MEN</i> | <i>WOMEN</i> | <i>FULL TIME</i> | <i>PART TIME</i> | <i>FTE</i> | <i>MEN</i> | <i>WOMEN</i> | <i>FULL TIME</i> | <i>PART TIME</i> | <i>FTE</i> | <i>MEN</i> | <i>WOMEN</i> | <i>FULL TIME</i> | <i>PART TIME</i> | <i>FTE</i> | <i>MEN</i> | <i>WOMEN</i> | <i>FULL TIME</i> | <i>PART TIME</i> | <i>FTE</i> |
| Associated Mennonite Biblical Seminary | 0 | 0 | 0 | 0 | 0 | 0 | 0 | 0 | 0 | 0 | 72 | 74 | 76 | 70 | 89 | 72 | 74 | 76 | 70 | 89 |
| Ball State University | 1,270 | 497 | 1,176 | 591 | 1,390 | 116 | 149 | 12 | 253 | 92 | 538 | 1,247 | 63 | 1,722 | 661 | 1,924 | 1,893 | 1,251 | 2,566 | 2,143 |
| Butler University | 0 | 0 | 0 | 0 | 0 | 448 | 893 | 1,341 | 0 | 1,341 | 0 | 0 | 0 | 0 | 0 | 448 | 893 | 1,341 | 0 | 1,341 |
| Davenport University, Indiana | 0 | 2 | 0 | 2 | 1 | 0 | 0 | 0 | 0 | 0 | 0 | 0 | 0 | 0 | 0 | 0 | 2 | 0 | 2 | 1 |
| Grace College | 275 | 1 | 251 | 25 | 229 | 0 | 0 | 0 | 0 | 0 | 45 | 6 | 4 | 47 | 19 | 320 | 7 | 255 | 72 | 248 |
| Oakland City University | 102 | 148 | 124 | 126 | 166 | 1 | 1 | 0 | 2 | 1 | 41 | 21 | 55 | 7 | 57 | 144 | 170 | 179 | 135 | 224 |
| Purdue University - West Lafayette | 0 | 0 | 0 | 0 | 0 | 0 | 0 | 0 | 0 | 0 | 0 | 0 | 0 | 0 | 0 | 0 | 0 | 0 | 0 | 0 |
| Saint Mary's College | 0 | 0 | 0 | 0 | 0 | 0 | 0 | 0 | 0 | 0 | 0 | 0 | 0 | 0 | 0 | 0 | 0 | 0 | 0 | 0 |
| Taylor University - Fort Wayne | 4 | 5 | 1 | 8 | 3 | 221 | 341 | 7 | 555 | 138 | 0 | 0 | 0 | 0 | 0 | 225 | 346 | 8 | 563 | 142 |
| University Of Evansville | 31 | 58 | 89 | 0 | 76 | 20 | 63 | 83 | 0 | 71 | 0 | 0 | 0 | 0 | 0 | 51 | 121 | 172 | 0 | 147 |
| Vincennes University - ASL | 9 | 83 | 42 | 50 | 62 | 0 | 0 | 0 | 0 | 0 | 0 | 0 | 0 | 0 | 0 | 9 | 83 | 42 | 50 | 62 |
| Vincennes University - Jasper | 17 | 24 | 2 | 39 | 10 | 0 | 0 | 0 | 0 | 0 | 0 | 0 | 0 | 0 | 0 | 17 | 24 | 2 | 39 | 10 |
| Vincennes University - Vincennes | 590 | 862 | 273 | 1,179 | 631 | 0 | 0 | 0 | 0 | 0 | 0 | 0 | 0 | 0 | 590 | 862 | 273 | 1,179 | 631 | |
| GRAND TOTAL | 2,298 | 1,680 | 1,958 | 2,020 | 2,569 | 806 | 1,447 | 1,443 | 810 | 1,642 | 696 | 1,348 | 198 | 1,846 | 827 | 3,800 | 4,475 | 3,599 | 4,676 | 5,038 |

**TABLE IX
COMPARISON OF ENROLLMENT
OF INDIANA COLLEGES AND UNIVERSITIES
FALL 2007-2008 TO FALL 2008-2009**

| <i>ENROLLMENT CATEGORY</i> | <i>PUBLIC INSTITUTIONS</i> | | | | <i>INDEPENDENT INSTITUTIONS</i> | | | | <i>TOTAL INDIANA INSTITUTIONS</i> | | | |
|-------------------------------------|----------------------------|------------------|-------------------------|--------------------|---------------------------------|------------------|-------------------------|--------------------|-----------------------------------|------------------|-------------------------|--------------------|
| | <i>FALL 2007</i> | <i>FALL 2008</i> | <i>AMOUNT OF CHANGE</i> | <i>% OF CHANGE</i> | <i>FALL 2007</i> | <i>FALL 2008</i> | <i>AMOUNT OF CHANGE</i> | <i>% OF CHANGE</i> | <i>FALL 2007</i> | <i>FALL 2008</i> | <i>AMOUNT OF CHANGE</i> | <i>% OF CHANGE</i> |
| Freshman | 99,969 | 109,550 | 9,581 | 9.58% | 19,580 | 18,883 | -697 | -3.56% | 119,549 | 128,433 | 8,884 | 7.43% |
| Sophomore | 57,977 | 61,921 | 3,944 | 6.80% | 15,364 | 14,077 | -1,287 | -8.38% | 73,341 | 75,998 | 2,657 | 3.62% |
| Junior | 30,186 | 31,190 | 1,004 | 3.33% | 14,345 | 12,581 | -1,764 | -12.30% | 44,531 | 43,771 | -760 | -1.71% |
| Senior | 37,608 | 39,466 | 1,858 | 4.94% | 15,576 | 12,831 | -2,745 | -17.62% | 53,184 | 52,297 | -887 | -1.67% |
| Total Undergraduates | 225,740 | 242,127 | 16,387 | 7.26% | 64,865 | 58,372 | -6,493 | -10.01% | 290,605 | 300,499 | 9,894 | 3.40% |
| Unclassified | 18,407 | 17,988 | -419 | -2.28% | 2,412 | 2,227 | -185 | -7.67% | 20,819 | 20,215 | -604 | -2.90% |
| First Professional | 4,610 | 4,659 | 49 | 1.06% | 1,903 | 1,815 | -88 | -4.62% | 6,513 | 6,474 | -39 | -0.60% |
| Graduate | 27,650 | 28,594 | 944 | 3.41% | 12,278 | 7,671 | -4,607 | -37.52% | 39,928 | 36,265 | -3,663 | -9.17% |
| TOTAL RESIDENT | 276,407 | 293,368 | 16,961 | 6.14% | 81,458 | 70,085 | -11,373 | -13.96% | 357,865 | 363,453 | 5,588 | 1.56% |
| Extension Undergraduates | 4,025 | 3,352 | -673 | -16.72% | 790 | 8,453 | 7,663 | 970.00% | 4,815 | 11,805 | 6,990 | 145.17% |
| Extension Unclassified | 301 | 265 | -36 | -11.96% | 1,994 | 1,988 | -6 | -0.30% | 2,295 | 2,253 | -42 | -1.83% |
| Extension Prof./Graduate | 1,519 | 1,785 | 266 | 17.51% | 199 | 5,374 | 5,175 | 2600.50% | 1,718 | 7,159 | 5,441 | 316.71% |
| TOTAL EXTENSION | 5,845 | 5,402 | -443 | -7.58% | 2,983 | 15,815 | 12,832 | 430.17% | 8,828 | 21,217 | 12,389 | 140.34% |
| TOTAL RESIDENT AND EXTENSION | 282,252 | 298,770 | 16,518 | 5.85% | 84,441 | 85,900 | 1,459 | 1.73% | 366,693 | 384,670 | 17,977 | 4.90% |

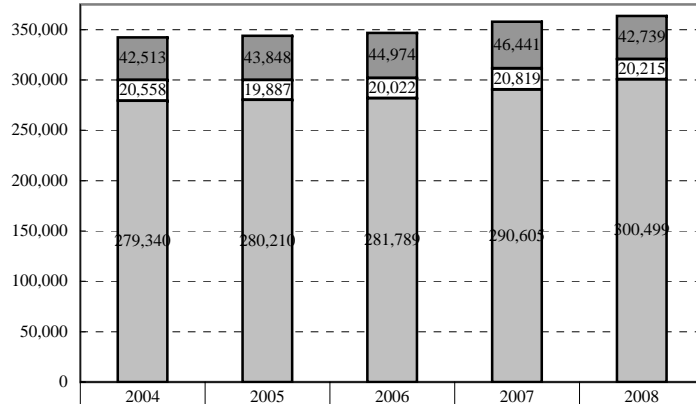
CHART I
COMPARISON OF PUBLIC AND INDEPENDENT INSTITUTIONS BY RESIDENT AND EXTENSION STUDENTS
FALL SESSION 2008-2009



Note: Percentages may not add to 100 due to rounding.

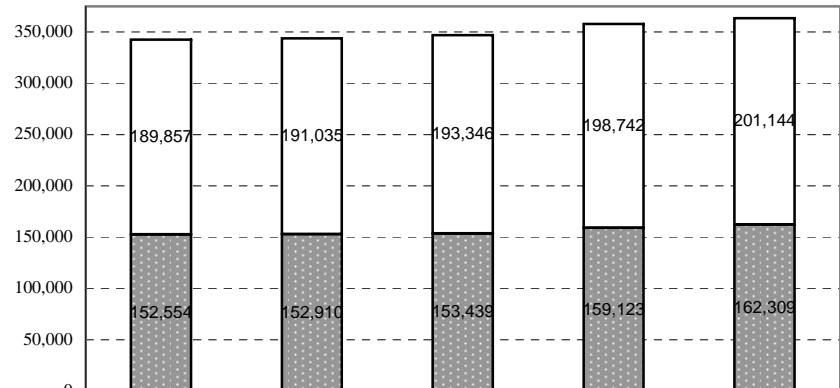
**CHART II
HISTORICAL ENROLLMENT COMPARISONS
FALL SESSION 2007-2008**

Five-Year Historical Enrollment of Resident Students



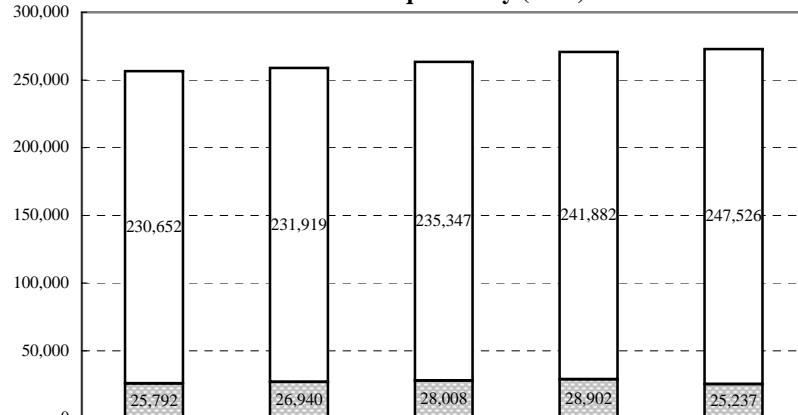
| | | | | | |
|-----------------------|---------|---------|---------|---------|---------|
| Graduate/Professional | 42,513 | 43,848 | 44,974 | 46,441 | 42,739 |
| Unclassified | 20,558 | 19,887 | 20,022 | 20,819 | 20,215 |
| Undergraduate | 279,340 | 280,210 | 281,789 | 290,605 | 300,499 |

Five-Year Historical Enrollment of Resident Men & Women



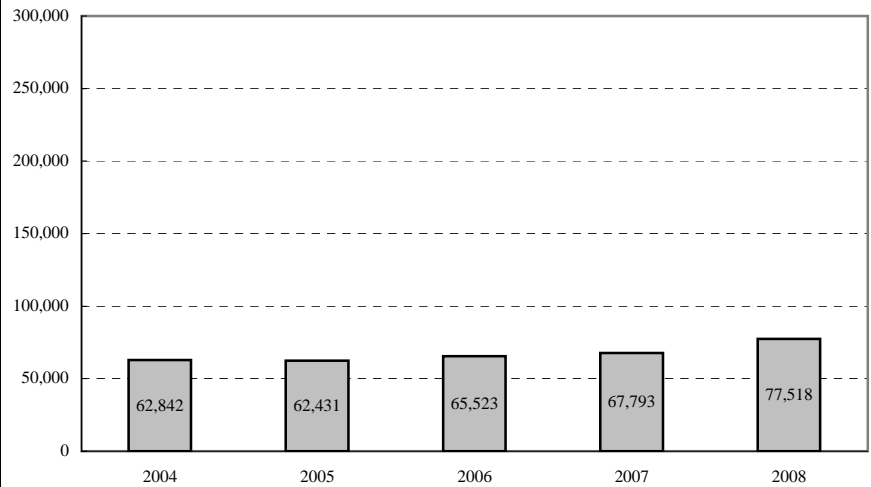
| | | | | | |
|-------|---------|---------|---------|---------|---------|
| Women | 189,857 | 191,035 | 193,346 | 198,742 | 201,144 |
| Men | 152,554 | 152,910 | 153,439 | 159,123 | 162,309 |

Five-Year Historical of Resident Full Time Equivalency (FTE) *



| | | | | | |
|---------------|---------|---------|---------|---------|---------|
| Undergraduate | 230,652 | 231,919 | 235,347 | 241,882 | 247,526 |
| Graduate | 25,792 | 26,940 | 28,008 | 28,902 | 25,237 |

Five-Year Historical Enrollment of Resident First Time Students



* Graph excludes unclassified full time equivalent.