

2004

REPORT OF ENROLLMENT

INDIANA COLLEGES AND UNIVERSITIES

FOR

THE INDIANA CONFERENCE OF HIGHER EDUCATION

AND

THE INDIANA ASSOCIATION OF COLLEGIATE REGISTRARS
AND ADMISSIONS OFFICERS

Prepared By

Janet C. McClean and Fei Pan

Office of Enrollment Management
Purdue University

October 22, 2004

2004
REPORT OF ENROLLMENT
OF INDIANA COLLEGES AND UNIVERSITIES

Table I	Degree Credit Enrollment of Resident and Extension Students - Fall Session 2003-2004	1
Table II	Degree Credit Enrollment of Resident and Extension Students - Fall Session 2004-2005	3
Table III	Comparison of Resident and Extension Degree Credit Enrollment - Fall Session 2003-2004 to Fall Session 2004-2005	5
Table IV	Degree Credit Enrollment of Resident Men and Women - Fall Session 2004-2005	7
Table V	Degree Credit Enrollment of Full and Part-Time Resident Students - Fall Session 2004-2005	9
Table VI	Full Time Equivalent of Degree Credit Resident Enrollment - Fall Session 2004-2005	11
Table VII	First Time Degree Credit Resident Enrollment - Fall Session 2004-2005	13
Table VIII	Degree Credit Extension Student Enrollment - Fall Session 2004-2005	15
Table IX	Comparison of Enrollment in Indiana Colleges and Universities Fall 2003 to Fall 2004	16
Chart I	Comparison of Public and Independent Institutions by Resident and Extension Students	17
Chart II	Five-Year Historical Enrollment Comparisons	18

This report was prepared for the Indiana Conference of Higher Education and the Indiana Association of Collegiate Registrars and Admissions Officers. The information regarding the enrollment at each institution is confidential and is not to be publicized. Questions regarding the enrollment at any institution should be directed to that institution. Questions regarding this report should be directed to Janet C. McClean at Purdue University, e-mail: jcmcclean@purdue.edu, telephone: (765) 494-0292.

Terms Used in this Report

Resident students are students enrolled at the main or branch campus from which the enrollment is being reported.

Extension students are students enrolled in credit courses offered at centers or places away from the main or regional campuses.

Full time equivalent of total head count is the sum of the credit hours for all students in the respective categories, divided by the standard full-time credit hour load.

The standard for the undergraduate and first-professional levels is 15. The standard for the graduate level is 12. Full time equivalent values are rounded.

Individual values may not sum to total.

TABLE I
DEGREE CREDIT ENROLLMENT OF RESIDENT AND EXTENSION STUDENTS
FALL SESSION 2003-2004

	<i>RESIDENT</i>									<i>EXTENSION</i>				<i>GRAND TOTAL</i>
	<i>TOTAL</i>									<i>GRAD/</i>				
	<i>FRESH</i>	<i>SOPH</i>	<i>JUNIOR</i>	<i>SENIOR</i>	<i>UNGRAD</i>	<i>UNCLASS</i>	<i>PROF</i>	<i>GRAD</i>	<i>TOTAL</i>	<i>UNGRAD</i>	<i>UNCLASS</i>	<i>PROF</i>	<i>TOTAL</i>	
Ancilla College	405	144	0	0	549	53	0	0	602	0	0	0	0	602
Anderson University	709	519	486	452	2,166	72	72	271	2,581	0	0	0	0	2,581
Associated Mennonite Biblical Seminary	0	0	0	0	0	33	70	51	154	0	9	7	16	170
Ball State University	5,145	4,352	3,341	3,276	16,114	251	0	1,945	18,310	1,297	97	947	2,341	20,651
Bethel College	451	389	388	396	1,624	116	0	107	1,847	0	0	0	0	1,847
Butler University	1,080	907	820	831	3,638	19	166	600	4,423	0	1,565	0	1,565	5,988
Calumet College Of Saint Joseph	276	173	333	373	1,155	59	0	118	1,332	0	0	0	0	1,332
Christian Theological Seminary	0	0	0	0	0	42	134	104	280	0	0	0	0	280
Davenport University	252	122	96	70	540	15	0	7	562	89	1	0	90	652
DePauw University	606	669	588	456	2,319	46	0	0	2,365	0	0	0	0	2,365
Earlham College	378	275	234	238	1,125	45	48	44	1,262	0	0	0	0	1,262
Franklin College Of Indiana	321	219	197	266	1,003	35	0	0	1,038	0	0	0	0	1,038
Goshen College	256	173	227	231	887	33	0	0	920	0	0	0	0	920
Grace College	232	214	192	223	861	58	44	53	1,016	180	22	22	224	1,240
Hanover College	320	249	214	206	989	8	0	0	997	0	0	0	0	997
Holy Cross College	334	136	15	0	485	5	0	0	490	0	0	0	0	490
Huntington College	237	238	215	194	884	37	0	53	974	0	0	0	0	974
Indiana Institute Of Technology	1,045	684	661	568	2,958	13	0	419	3,390	0	0	0	0	3,390
Indiana State University	4,143	1,857	1,759	1,856	9,615	0	0	1,745	11,360	0	0	0	0	11,360
Indiana University	22,252	20,374	14,193	19,418	76,237	5,901	3,367	13,659	99,164	0	0	0	0	99,164
Indiana University - Bloomington	7,626	7,463	6,556	8,123	29,768	1,012	933	6,876	38,589	0	0	0	0	38,589
Indiana University - East	1,004	606	251	390	2,251	317	0	0	2,568	0	0	0	0	2,568
Indiana University - Kokomo	1,006	771	332	415	2,524	317	0	113	2,954	0	0	0	0	2,954
Indiana University - Northwest	1,495	1,237	491	718	3,941	778	0	378	5,097	0	0	0	0	5,097
Indiana University - South Bend	1,856	1,516	1,028	1,350	5,750	609	0	921	7,280	0	0	0	0	7,280
Indiana University - Southeast	1,663	1,274	1,032	1,340	5,309	410	0	689	6,408	0	0	0	0	6,408
IU-PU At Indianapolis*	5,754	5,941	3,636	5,684	21,015	2,255	2,434	4,156	29,860	0	0	0	0	29,860
IU-PU Fort Wayne**	1,848	1,566	867	1,398	5,679	203	0	526	6,408	0	0	0	0	6,408
Indiana Wesleyan University	1,663	1,421	1,554	1,919	6,557	185	0	3,412	10,154	0	0	0	0	10,154
Ivy Tech State College	36,609	11,662	0	0	48,271	11,167	0	0	59,438	0	0	0	0	59,438
Ivy Tech State Col - Bloomington	1,904	566	0	0	2,470	486	0	0	2,956	0	0	0	0	2,956
Ivy Tech State Col - Central Indiana	6,167	1,487	0	0	7,654	2,133	0	0	9,787	0	0	0	0	9,787
Ivy Tech State Col - Columbus	1,070	382	0	0	1,452	278	0	0	1,730	0	0	0	0	1,730
Ivy Tech State Col - East Central	3,922	1,087	0	0	5,009	755	0	0	5,764	0	0	0	0	5,764
Ivy Tech State Col - Kokomo	1,781	481	0	0	2,262	514	0	0	2,776	0	0	0	0	2,776
Ivy Tech State Col - Lafayette	2,957	912	0	0	3,869	1,249	0	0	5,118	0	0	0	0	5,118
Ivy Tech State Col - North Central	2,894	970	0	0	3,864	926	0	0	4,790	0	0	0	0	4,790
Ivy Tech State Col - Northeast	3,046	1,053	0	0	4,099	1,316	0	0	5,415	0	0	0	0	5,415
Ivy Tech State Col - Northwest	3,477	1,257	0	0	4,734	826	0	0	5,560	0	0	0	0	5,560
Ivy Tech State Col - South Central	1,944	709	0	0	2,653	336	0	0	2,989	0	0	0	0	2,989
Ivy Tech State Col - Southeast	1,001	376	0	0	1,377	314	0	0	1,691	0	0	0	0	1,691
Ivy Tech State Col - Southwest	2,797	1,004	0	0	3,801	889	0	0	4,690	0	0	0	0	4,690
Ivy Tech State Col - Wabash Valley	2,662	1,006	0	0	3,668	853	0	0	4,521	0	0	0	0	4,521
Ivy Tech State Col - Whitewater	987	372	0	0	1,359	292	0	0	1,651	0	0	0	0	1,651

TABLE I (continued)
DEGREE CREDIT ENROLLMENT OF RESIDENT AND EXTENSION STUDENTS
FALL SESSION 2003-2004

	RESIDENT								EXTENSION				GRAND TOTAL	
	FRESH	SOPH	JUNIOR	SENIOR	UNGRAD	UNCLASS	PROF	GRAD	UNGRAD	UNCLASS	GRAD/ PROF	TOTAL		
Manchester College	388	263	222	240	1,113	37	0	17	1,167	0	0	0	0	1,167
Marian College	603	458	208	218	1,487	55	0	14	1,556	0	0	0	0	1,556
Martin University	307	89	61	68	525	0	0	88	613	0	0	0	0	613
Oakland City University	463	226	155	150	994	50	23	114	1,181	443	0	123	566	1,747
Purdue University	15,961	12,055	9,451	10,383	47,850	1,435	900	8,178	58,363	0	0	3	3	58,366
IU-PU Fort Wayne ***	2,684	1,409	483	460	5,036	231	0	125	5,392	0	0	0	0	5,392
Purdue University - Calumet	3,496	1,419	1,221	1,641	7,777	419	0	933	9,129	0	0	0	0	9,129
Purdue University - North Central	1,895	955	228	240	3,318	127	0	24	3,469	0	0	0	0	3,469
Purdue University - Tech. Statewide	536	436	192	131	1,295	231	0	0	1,526	0	0	0	0	1,526
Purdue University - West Lafayette	7,350	7,836	7,327	7,911	30,424	427	900	7,096	38,847	0	0	3	3	38,850
Rose-Hulman Institute Of Technology	492	450	364	407	1,713	12	0	144	1,869	0	0	0	0	1,869
Saint Joseph's College	346	255	161	185	947	51	0	0	998	0	0	0	0	998
Saint Mary-Of-The-Woods	410	304	311	271	1,296	269	0	122	1,687	0	0	0	0	1,687
Saint Mary's College	422	302	366	354	1,444	31	0	0	1,475	76	31	0	107	1,582
Saint Meinrad School Of Theology	0	0	0	0	0	17	82	52	151	0	0	0	0	151
Taylor University	616	479	480	526	2,101	10	0	0	2,111	238	132	23	393	2,504
Taylor University - Fort Wayne	95	64	67	90	316	3	0	0	319	205	121	16	342	661
Taylor University- Upland	521	415	413	436	1,785	7	0	0	1,792	33	11	7	51	1,843
Tri-State University	519	284	274	301	1,378	14	0	6	1,398	0	0	0	0	1,398
Tri-State University - Angola	454	253	220	245	1,172	14	0	6	1,192	0	0	0	0	1,192
Tri-State University - Fort Wayne	27	13	34	31	105	0	0	0	105	0	0	0	0	105
Tri-State University - South Bend	38	18	20	25	101	0	0	0	101	0	0	0	0	101
University Of Evansville	886	432	406	442	2,166	19	0	83	2,268	100	0	0	100	2,368
University Of Indianapolis	1,023	740	569	584	2,916	97	0	963	3,976	0	0	0	0	3,976
University Of Notre Dame	2,002	2,013	2,142	2,146	8,303	131	586	2,395	11,415	0	0	0	0	11,415
University Of Saint Francis	722	414	264	175	1,575	51	0	208	1,834	0	0	0	0	1,834
University Of Southern Indiana	3,732	1,667	1,607	1,807	8,813	341	0	745	9,899	0	0	0	0	9,899
Valparaiso University	856	706	650	762	2,974	53	563	260	3,850	0	0	0	0	3,850
Vincennes University	3,737	2,326	0	0	6,063	0	0	0	6,063	2,120	0	0	2,120	8,183
Vincennes University - ASL	0	0	0	0	0	0	0	0	0	105	0	0	105	105
Vincennes University - Jasper	497	324	0	0	821	0	0	0	821	547	0	0	547	1,368
Vincennes University - Vincennes	3,240	2,002	0	0	5,242	0	0	0	5,242	1,468	0	0	1,468	6,710
Wabash College	242	241	184	191	858	5	0	0	863	0	0	0	0	863
GRAND TOTAL	110,441	68,481	43,388	50,183	272,493	20,871	6,055	35,977	335,396	4,543	1,857	1,125	7,525	342,921

* Students enrolled in Indiana University and Purdue University Programs.

** Students enrolled in Indiana University Programs only.

*** Students enrolled in Purdue University Programs only.

TABLE II
DEGREE CREDIT ENROLLMENT OF RESIDENT AND EXTENSION STUDENTS
FALL SESSION 2004-2005

	<i>RESIDENT</i>								<i>EXTENSION</i>				<i>GRAND TOTAL</i>	
	<i>TOTAL</i>								<i>GRAD/</i>					
	<i>FRESH</i>	<i>SOPH</i>	<i>JUNIOR</i>	<i>SENIOR</i>	<i>UNGRAD</i>	<i>UNCLASS</i>	<i>PROF</i>	<i>GRAD</i>	<i>TOTAL</i>	<i>UNGRAD</i>	<i>UNCLASS</i>			<i>PROF</i>
Ancilla College	412	176	0	0	588	43	0	0	631	0	0	0	0	631
Anderson University	732	548	534	444	2,258	87	68	278	2,691	0	0	0	0	2,691
Associated Mennonite Biblical Seminary	0	0	0	0	0	39	76	51	166	0	0	0	0	166
Ball State University	4,656	4,296	3,571	3,381	15,904	230	0	1,909	18,043	1,431	143	1,100	2,674	20,717
Bethel College	468	441	426	422	1,757	111	0	120	1,988	0	0	0	0	1,988
Butler University	1,029	905	860	912	3,706	18	185	509	4,418	0	1,701	0	1,701	6,119
Calumet College Of Saint Joseph	267	174	296	430	1,167	82	0	78	1,327	0	0	0	0	1,327
Christian Theological Seminary	0	0	0	0	0	34	131	112	277	0	0	0	0	277
Davenport University	161	114	72	75	422	1	0	9	432	78	1	0	79	511
DePauw University	680	554	645	471	2,350	41	0	0	2,391	0	0	0	0	2,391
Earlham College	365	329	223	232	1,149	59	48	36	1,292	0	0	0	0	1,292
Franklin College Of Indiana	324	221	198	218	961	33	0	0	994	0	0	0	0	994
Goshen College	229	186	185	282	882	26	0	0	908	0	0	0	0	908
Grace College	224	180	194	228	826	106	24	40	996	228	0	39	267	1,263
Hanover College	397	247	193	215	1,052	10	0	0	1,062	0	0	0	0	1,062
Holy Cross College	293	106	14	13	426	6	0	0	432	0	0	0	0	432
Huntington College	223	198	207	210	838	39	0	57	934	0	0	0	0	934
Indiana Institute Of Technology	934	716	671	671	2,992	6	0	427	3,425	0	0	0	0	3,425
Indiana State University	3,499	2,010	1,872	1,940	9,321	0	0	1,879	11,200	0	0	0	0	11,200
Indiana University	22,290	19,599	14,077	19,651	75,617	5,863	3,408	13,657	98,545	0	0	0	0	98,545
Indiana University - Bloomington	7,102	7,159	6,726	8,075	29,062	996	937	6,826	37,821	0	0	0	0	37,821
Indiana University - East	887	614	277	397	2,175	341	0	0	2,516	0	0	0	0	2,516
Indiana University - Kokomo	979	802	287	437	2,505	326	0	72	2,903	0	0	0	0	2,903
Indiana University - Northwest	1,603	1,238	516	833	4,190	573	0	375	5,138	0	0	0	0	5,138
Indiana University - South Bend	1,997	1,431	959	1,464	5,851	795	0	855	7,501	0	0	0	0	7,501
Indiana University - Southeast	1,649	1,351	965	1,254	5,219	386	0	633	6,238	0	0	0	0	6,238
IU-PU At Indianapolis*	5,577	5,786	3,505	5,976	20,844	2,255	2,471	4,383	29,953	0	0	0	0	29,953
IU-PU Fort Wayne**	2,496	1,218	842	1,215	5,771	191	0	513	6,475	0	0	0	0	6,475
Indiana Wesleyan University	2,173	1,593	1,786	2,030	7,582	157	0	3,673	11,412	0	0	0	0	11,412
Ivy Tech State College	39,373	13,950	0	0	53,323	10,967	0	0	64,290	0	0	0	0	64,290
Ivy Tech State Col - Bloomington	2,262	671	0	0	2,933	430	0	0	3,363	0	0	0	0	3,363
Ivy Tech State Col - Central Indiana	7,683	2,340	0	0	10,023	1,903	0	0	11,926	0	0	0	0	11,926
Ivy Tech State Col - Columbus	1,212	468	0	0	1,680	308	0	0	1,988	0	0	0	0	1,988
Ivy Tech State Col - East Central	3,948	1,254	0	0	5,202	599	0	0	5,801	0	0	0	0	5,801
Ivy Tech State Col - Kokomo	2,000	569	0	0	2,569	452	0	0	3,021	0	0	0	0	3,021
Ivy Tech State Col - Lafayette	2,983	1,024	0	0	4,007	1,535	0	0	5,542	0	0	0	0	5,542
Ivy Tech State Col - North Central	3,012	1,223	0	0	4,235	839	0	0	5,074	0	0	0	0	5,074
Ivy Tech State Col - Northeast	3,358	1,334	0	0	4,692	1,368	0	0	6,060	0	0	0	0	6,060
Ivy Tech State Col - Northwest	3,301	1,017	0	0	4,318	837	0	0	5,155	0	0	0	0	5,155
Ivy Tech State Col - South Central	1,926	873	0	0	2,799	369	0	0	3,168	0	0	0	0	3,168
Ivy Tech State Col - Southeast	1,156	339	0	0	1,495	344	0	0	1,839	0	0	0	0	1,839
Ivy Tech State Col - Southwest	2,810	1,097	0	0	3,907	789	0	0	4,696	0	0	0	0	4,696
Ivy Tech State Col - Wabash Valley	2,671	1,320	0	0	3,991	918	0	0	4,909	0	0	0	0	4,909
Ivy Tech State Col - Whitewater	1,051	421	0	0	1,472	276	0	0	1,748	0	0	0	0	1,748

TABLE II (continued)
DEGREE CREDIT ENROLLMENT OF RESIDENT AND EXTENSION STUDENTS
FALL SESSION 2004-2005

	RESIDENT								EXTENSION				GRAND TOTAL	
	TOTAL								GRAD/					
	FRESH	SOPH	JUNIOR	SENIOR	UNGRAD	UNCLASS	PROF	GRAD	TOTAL	UNGRAD	UNCLASS	PROF		TOTAL
Manchester College	324	250	219	225	1,018	35	0	12	1,065	0	0	0	0	1,065
Marian College	616	505	258	252	1,631	40	0	14	1,685	0	0	0	0	1,685
Martin University	400	77	85	61	623	0	0	101	724	0	0	0	0	724
Oakland City University	596	196	167	171	1,130	5	22	160	1,317	466	22	123	611	1,928
Purdue University	16,567	11,701	9,200	10,298	47,766	1,332	924	8,078	58,100	0	3	2	5	58,105
IU-PU Fort Wayne ***	2,652	1,307	536	532	5,027	176	0	130	5,333	0	0	0	0	5,333
Purdue University - Calumet	3,829	1,372	1,153	1,418	7,772	511	0	939	9,222	0	0	0	0	9,222
Purdue University - North Central	1,771	941	312	283	3,307	107	0	27	3,441	0	0	0	0	3,441
Purdue University - Tech. Statewide	520	383	216	150	1,269	182	0	0	1,451	0	0	0	0	1,451
Purdue University - West Lafayette	7,795	7,698	6,983	7,915	30,391	356	924	6,982	38,653	0	3	2	5	38,658
Rose-Hulman Institute Of Technology	510	517	392	341	1,760	6	0	59	1,825	0	0	79	79	1,904
Saint Joseph's College	313	272	210	158	953	57	0	0	1,010	0	0	0	0	1,010
Saint Mary-Of-The-Woods	363	452	422	332	1,569	8	0	126	1,703	0	0	0	0	1,703
Saint Mary's College	384	322	320	362	1,388	30	0	0	1,418	76	11	0	87	1,505
Saint Meinrad School Of Theology	0	0	0	0	0	14	78	78	170	0	0	0	0	170
Taylor University	724	555	491	551	2,321	134	0	51	2,506	23	357	0	380	2,886
Taylor University - Fort Wayne	180	107	85	98	470	117	0	32	619	23	357	0	380	999
Taylor University - Upland	544	448	406	453	1,851	17	0	19	1,887	0	0	0	0	1,887
Tri-State University	524	307	241	323	1,395	54	0	7	1,456	0	0	0	0	1,456
Tri-State University - Angola	447	284	185	255	1,171	54	0	7	1,232	0	0	0	0	1,232
Tri-State University - Fort Wayne	46	8	24	41	119	0	0	0	119	0	0	0	0	119
Tri-State University - South Bend	31	15	32	27	105	0	0	0	105	0	0	0	0	105
University Of Evansville	876	542	463	465	2,346	236	0	55	2,637	50	42	0	92	2,729
University Of Indianapolis	1,086	752	651	604	3,093	66	0	1,039	4,198	0	0	0	0	4,198
University Of Notre Dame	1,991	2,053	2,045	2,233	8,322	171	587	2,399	11,479	0	0	0	0	11,479
University Of Saint Francis	708	456	256	204	1,624	26	0	233	1,883	0	0	0	0	1,883
University Of Southern Indiana	3,747	1,703	1,623	1,852	8,925	292	0	833	10,050	0	0	0	0	10,050
Valparaiso University	828	748	678	747	3,001	86	561	321	3,969	0	0	0	0	3,969
Vincennes University	4,224	2,285	0	0	6,509	0	0	0	6,509	2,511	0	0	2,511	9,020
Vincennes University - ASL	0	0	0	0	0	0	0	0	0	106	0	0	106	106
Vincennes University - Jasper	464	302	0	0	766	0	0	0	766	558	0	0	558	1,324
Vincennes University - Vincennes	3,760	1,983	0	0	5,743	0	0	0	5,743	1,847	0	0	1,847	7,590
Wabash College	249	201	214	181	845	8	0	0	853	0	0	0	0	853
GRAND TOTAL	113,759	70,437	43,959	51,185	279,340	20,558	6,112	36,401	342,411	4,863	2,280	1,343	8,486	350,897

* Students enrolled in Indiana University and Purdue University Programs.

** Students enrolled in Indiana University Programs only.

*** Students enrolled in Purdue University Programs only.

TABLE III
COMPARISON OF RESIDENT AND EXTENSION DEGREE CREDIT ENROLLMENT
FALL SESSION 2003-2004 TO FALL SESSION 2004-2005

	<i>RESIDENT</i>								<i>EXTENSION</i>				<i>GRAND TOTAL</i>	
	<i>TOTAL</i>								<i>UNGRAD</i>	<i>UNCLASS</i>	<i>GRAD/</i>			
	<i>FRESH</i>	<i>SOPH</i>	<i>JUNIOR</i>	<i>SENIOR</i>	<i>UNGRAD</i>	<i>UNCLASS</i>	<i>PROF</i>	<i>GRAD</i>			<i>TOTAL</i>	<i>PROF</i>		<i>TOTAL</i>
Ancilla College	7	32	0	0	39	-10	0	0	29	0	0	0	0	29
Anderson University	23	29	48	-8	92	15	-4	7	110	0	0	0	0	110
Associated Mennonite Biblical Seminary	0	0	0	0	0	6	6	0	12	0	-9	-7	-16	-4
Ball State University	-489	-56	230	105	-210	-21	0	-36	-267	134	46	153	333	66
Bethel College	17	52	38	26	133	-5	0	13	141	0	0	0	0	141
Butler University	-51	-2	40	81	68	-1	19	-91	-5	0	136	0	136	131
Calumet College Of Saint Joseph	-9	1	-37	57	12	23	0	-40	-5	0	0	0	0	-5
Christian Theological Seminary	0	0	0	0	0	-8	-3	8	-3	0	0	0	0	-3
Davenport University	-91	-8	-24	5	-118	-14	0	2	-130	-11	0	0	-11	-141
DePauw University	74	-115	57	15	31	-5	0	0	26	0	0	0	0	26
Earlham College	-13	54	-11	-6	24	14	0	-8	30	0	0	0	0	30
Franklin College Of Indiana	3	2	1	-48	-42	-2	0	0	-44	0	0	0	0	-44
Goshen College	-27	13	-42	51	-5	-7	0	0	-12	0	0	0	0	-12
Grace College	-8	-34	2	5	-35	48	-20	-13	-20	48	-22	17	43	23
Hanover College	77	-2	-21	9	63	2	0	0	65	0	0	0	0	65
Holy Cross College	-41	-30	-1	13	-59	1	0	0	-58	0	0	0	0	-58
Huntington College	-14	-40	-8	16	-46	2	0	4	-40	0	0	0	0	-40
Indiana Institute Of Technology	-111	32	10	103	34	-7	0	8	35	0	0	0	0	35
Indiana State University	-644	153	113	84	-294	0	0	134	-160	0	0	0	0	-160
Indiana University	38	-775	-116	233	-620	-38	41	-2	-619	0	0	0	0	-619
Indiana University - Bloomington	-524	-304	170	-48	-706	-16	4	-50	-768	0	0	0	0	-768
Indiana University - East	-117	8	26	7	-76	24	0	0	-52	0	0	0	0	-52
Indiana University - Kokomo	-27	31	-45	22	-19	9	0	-41	-51	0	0	0	0	-51
Indiana University - Northwest	108	1	25	115	249	-205	0	-3	41	0	0	0	0	41
Indiana University - South Bend	141	-85	-69	114	101	186	0	-66	221	0	0	0	0	221
Indiana University - Southeast	-14	77	-67	-86	-90	-24	0	-56	-170	0	0	0	0	-170
IU-PU At Indianapolis*	-177	-155	-131	292	-171	0	37	227	93	0	0	0	0	93
IU-PU Fort Wayne**	648	-348	-25	-183	92	-12	0	-13	67	0	0	0	0	67
Indiana Wesleyan University	510	172	232	111	1,025	-28	0	261	1,258	0	0	0	0	1,258
Ivy Tech State College	2,764	2,288	0	0	5,052	-200	0	0	4,852	0	0	0	0	4,852
Ivy Tech State Col - Bloomington	358	105	0	0	463	-56	0	0	407	0	0	0	0	407
Ivy Tech State Col - Central Indiana	1,516	853	0	0	2,369	-230	0	0	2,139	0	0	0	0	2,139
Ivy Tech State Col - Columbus	142	86	0	0	228	30	0	0	258	0	0	0	0	258
Ivy Tech State Col - East Central	26	167	0	0	193	-156	0	0	37	0	0	0	0	37
Ivy Tech State Col - Kokomo	219	88	0	0	307	-62	0	0	245	0	0	0	0	245
Ivy Tech State Col - Lafayette	26	112	0	0	138	286	0	0	424	0	0	0	0	424
Ivy Tech State Col - North Central	118	253	0	0	371	-87	0	0	284	0	0	0	0	284
Ivy Tech State Col - Northeast	312	281	0	0	593	52	0	0	645	0	0	0	0	645
Ivy Tech State Col - Northwest	-176	-240	0	0	-416	11	0	0	-405	0	0	0	0	-405
Ivy Tech State Col - South Central	-18	164	0	0	146	33	0	0	179	0	0	0	0	179
Ivy Tech State Col - Southeast	155	-37	0	0	118	30	0	0	148	0	0	0	0	148
Ivy Tech State Col - Southwest	13	93	0	0	106	-100	0	0	6	0	0	0	0	6
Ivy Tech State Col - Wabash Valley	9	314	0	0	323	65	0	0	388	0	0	0	0	388
Ivy Tech State Col - Whitewater	64	49	0	0	113	-16	0	0	97	0	0	0	0	97

TABLE III (continued)
COMPARISON OF RESIDENT AND EXTENSION DEGREE CREDIT ENROLLMENT
FALL SESSION 2003-2004 TO FALL SESSION 2004-2005

	RESIDENT								EXTENSION				GRAND TOTAL	
	TOTAL								GRAD/					
	FRESH	SOPH	JUNIOR	SENIOR	UNGRAD	UNCLASS	PROF	GRAD	TOTAL	UNGRAD	UNCLASS	PROF		TOTAL
Manchester College	-64	-13	-3	-15	-95	-2	0	-5	-102	0	0	0	0	-102
Marian College	13	47	50	34	144	-15	0	0	129	0	0	0	0	129
Martin University	93	-12	24	-7	98	0	0	13	111	0	0	0	0	111
Oakland City University	133	-30	12	21	136	-45	-1	46	136	23	22	0	45	181
Purdue University	606	-354	-251	-85	-84	-103	24	-100	-263	0	3	-1	2	-261
IU-PU Fort Wayne ***	-32	-102	53	72	-9	-55	0	5	-59	0	0	0	0	-59
Purdue University - Calumet	333	-47	-68	-223	-5	92	0	6	93	0	0	0	0	93
Purdue University - North Central	-124	-14	84	43	-11	-20	0	3	-28	0	0	0	0	-28
Purdue University - Tech. Statewide	-16	-53	24	19	-26	-49	0	0	-75	0	0	0	0	-75
Purdue University - West Lafayette	445	-138	-344	4	-33	-71	24	-114	-194	0	3	-1	2	-192
Rose-Hulman Institute Of Technology	18	67	28	-66	47	-6	0	-85	-44	0	0	79	79	35
Saint Joseph's College	-33	17	49	-27	6	6	0	0	12	0	0	0	0	12
Saint Mary-Of-The-Woods	-47	148	111	61	273	-261	0	4	16	0	0	0	0	16
Saint Mary's College	-38	20	-46	8	-56	-1	0	0	-57	0	-20	0	-20	-77
Saint Meinrad School Of Theology	0	0	0	0	0	-3	-4	26	19	0	0	0	0	19
Taylor University	108	76	11	25	220	124	0	51	395	-215	225	-23	-13	382
Taylor University - Fort Wayne	85	43	18	8	154	114	0	32	300	-182	236	-16	38	338
Taylor University- Upland	23	33	-7	17	66	10	0	19	95	-33	-11	-7	-51	44
Tri-State University	5	23	-33	22	17	40	0	1	58	0	0	0	0	58
Tri-State University - Angola	-7	31	-35	10	-1	40	0	1	40	0	0	0	0	40
Tri-State University - Fort Wayne	19	-5	-10	10	14	0	0	0	14	0	0	0	0	14
Tri-State University - South Bend	-7	-3	12	2	4	0	0	0	4	0	0	0	0	4
University Of Evansville	-10	110	57	23	180	217	0	-28	369	-50	42	0	-8	361
University Of Indianapolis	63	12	82	20	177	-31	0	76	222	0	0	0	0	222
University Of Notre Dame	-11	40	-97	87	19	40	1	4	64	0	0	0	0	64
University Of Saint Francis	-14	42	-8	29	49	-25	0	25	49	0	0	0	0	49
University Of Southern Indiana	15	36	16	45	112	-49	0	88	151	0	0	0	0	151
Valparaiso University	-28	42	28	-15	27	33	-2	61	119	0	0	0	0	119
Vincennes University	487	-41	0	0	446	0	0	0	446	391	0	0	391	837
Vincennes University - ASL	0	0	0	0	0	0	0	0	0	1	0	0	1	1
Vincennes University - Jasper	-33	-22	0	0	-55	0	0	0	-55	11	0	0	11	-44
Vincennes University - Vincennes	520	-19	0	0	501	0	0	0	501	379	0	0	379	880
Wabash College	7	-40	30	-10	-13	3	0	0	-10	0	0	0	0	-10
GRAND TOTAL	3,318	1,956	571	1,002	6,847	-313	57	424	7,015	320	423	218	961	7,976

* Students enrolled in Indiana University and Purdue University Programs.

** Students enrolled in Indiana University Programs only.

*** Students enrolled in Purdue University Programs only.

TABLE IV
DEGREE CREDIT ENROLLMENT OF RESIDENT MEN AND WOMEN
FALL SESSION 2004-2005

	<i>TOTAL</i>																	
	<i>FRESHMAN</i>		<i>SOPHOMORE</i>		<i>JUNIOR</i>		<i>SENIOR</i>		<i>UNDERGRAD</i>		<i>UNCLASSIFIED</i>		<i>PROFESSIONAL</i>		<i>GRADUATE</i>		<i>TOTAL RESIDENT</i>	
	MEN	WOMEN	MEN	WOMEN	MEN	WOMEN	MEN	WOMEN	MEN	WOMEN	MEN	WOMEN	MEN	WOMEN	MEN	WOMEN	MEN	WOMEN
Ancilla College	143	269	28	148	0	0	0	0	171	417	6	37	0	0	0	0	177	454
Anderson University	316	416	228	320	228	306	166	278	938	1,320	51	36	45	23	152	126	1,186	1,505
Associated Mennonite Biblical Seminary	0	0	0	0	0	0	0	0	0	0	14	25	33	43	20	31	67	99
Ball State University	2,083	2,573	1,880	2,416	1,629	1,942	1,421	1,960	7,013	8,891	112	118	0	0	770	1,139	7,895	10,148
Bethel College	188	280	148	293	153	273	161	261	650	1,107	32	79	0	0	56	64	738	1,250
Butler University	411	618	333	572	309	551	329	583	1,382	2,324	5	13	57	128	251	258	1,695	2,723
Calumet College Of Saint Joseph	103	164	59	115	118	178	211	219	491	676	17	65	0	0	56	22	564	763
Christian Theological Seminary	0	0	0	0	0	0	0	0	0	0	7	27	67	64	41	71	115	162
Davenport University	34	127	15	99	8	64	11	64	68	354	1	0	0	0	3	6	72	360
DePauw University	306	374	267	287	298	347	200	271	1,071	1,279	6	35	0	0	0	0	1,077	1,314
Earlham College	153	212	144	185	92	131	93	139	482	667	25	34	18	30	19	17	544	748
Franklin College Of Indiana	183	141	107	114	84	114	89	129	463	498	19	14	0	0	0	0	482	512
Goshen College	100	129	82	104	73	112	114	168	369	513	5	21	0	0	0	0	374	534
Grace College	90	134	70	110	80	114	88	140	328	498	61	45	24	0	19	21	432	564
Hanover College	193	204	105	142	84	109	99	116	481	571	4	6	0	0	0	0	485	577
Holy Cross College	175	118	71	35	10	4	6	7	262	164	4	2	0	0	0	0	266	166
Huntington College	89	134	97	101	91	116	86	124	363	475	14	25	0	0	48	9	425	509
Indiana Institute Of Technology	462	472	306	410	280	391	273	398	1,321	1,671	3	3	0	0	234	193	1,558	1,867
Indiana State University	1,803	1,696	1,003	1,007	892	980	868	1,072	4,566	4,755	0	0	0	0	818	1,061	5,384	5,816
Indiana University	9,130	13,160	8,014	11,585	6,031	8,046	8,351	11,300	31,526	44,091	2,239	3,624	1,842	1,566	6,094	7,563	41,701	56,844
Indiana University - Bloomington	3,327	3,775	3,423	3,736	3,268	3,458	4,038	4,037	14,056	15,006	381	615	493	444	3,364	3,462	18,294	19,527
Indiana University - East	299	588	159	455	80	197	102	295	640	1,535	121	220	0	0	0	0	761	1,755
Indiana University - Kokomo	302	677	177	625	79	208	115	322	673	1,832	115	211	0	0	34	38	822	2,081
Indiana University - Northwest	520	1,083	301	937	156	360	239	594	1,216	2,974	221	352	0	0	101	274	1,538	3,600
Indiana University - South Bend	738	1,259	467	964	386	573	529	935	2,120	3,731	306	489	0	0	288	567	2,714	4,787
Indiana University - Southeast	673	976	505	846	333	632	455	799	1,966	3,253	153	233	0	0	234	399	2,353	3,885
IU-PU At Indianapolis*	2,267	3,310	2,483	3,303	1,388	2,117	2,450	3,526	8,588	12,256	884	1,371	1,349	1,122	1,860	2,523	12,681	17,272
IU-PU Fort Wayne**	1,004	1,492	499	719	341	501	423	792	2,267	3,504	58	133	0	0	213	300	2,538	3,937
Indiana Wesleyan University	748	1,425	585	1,008	787	999	761	1,269	2,881	4,701	69	88	0	0	1,479	2194	4,429	6,983
Ivy Tech State College	14,069	25,304	5,706	8,244	0	0	0	0	19,775	33,548	5,835	5,132	0	0	0	0	25,610	38,680
Ivy Tech State Col - Bloomington	882	1,380	255	416	0	0	0	0	1,137	1,796	202	228	0	0	0	0	1,339	2,024
Ivy Tech State Col - Central Indiana	2,811	4,872	1,137	1,203	0	0	0	0	3,948	6,075	859	1,044	0	0	0	0	4,807	7,119
Ivy Tech State Col - Columbus	340	872	98	370	0	0	0	0	438	1,242	143	165	0	0	0	0	581	1,407
Ivy Tech State Col - East Central	1,333	2,615	393	861	0	0	0	0	1,726	3,476	288	311	0	0	0	0	2,014	3,787
Ivy Tech State Col - Kokomo	686	1,314	186	383	0	0	0	0	872	1,697	237	215	0	0	0	0	1,109	1,912
Ivy Tech State Col - Lafayette	1,162	1,821	459	565	0	0	0	0	1,621	2,386	983	552	0	0	0	0	2,604	2,938
Ivy Tech State Col - North Central	1,156	1,856	657	566	0	0	0	0	1,813	2,422	416	423	0	0	0	0	2,229	2,845
Ivy Tech State Col - Northeast	1,143	2,215	521	813	0	0	0	0	1,664	3,028	700	668	0	0	0	0	2,364	3,696
Ivy Tech State Col - Northwest	996	2,305	290	727	0	0	0	0	1,286	3,032	505	332	0	0	0	0	1,791	3,364
Ivy Tech State Col - South Central	866	1,060	472	401	0	0	0	0	1,338	1,461	181	188	0	0	0	0	1,519	1,649
Ivy Tech State Col - Southeast	279	877	81	258	0	0	0	0	360	1,135	144	200	0	0	0	0	504	1,335
Ivy Tech State Col - Southwest	1,163	1,647	570	527	0	0	0	0	1,733	2,174	434	355	0	0	0	0	2,167	2,529
Ivy Tech State Col - Wabash Valley	982	1,689	501	819	0	0	0	0	1,483	2,508	648	270	0	0	0	0	2,131	2,778
Ivy Tech State Col - Whitewater	270	781	86	335	0	0	0	0	356	1,116	95	181	0	0	0	0	451	1,297

TABLE IV (continued)
DEGREE CREDIT ENROLLMENT OF RESIDENT MEN AND WOMEN
FALL SESSION 2004-2005

	<i>TOTAL</i>																	
	<i>FRESHMAN</i>		<i>SOPHOMORE</i>		<i>JUNIOR</i>		<i>SENIOR</i>		<i>UNDERGRAD</i>		<i>UNCLASSIFIED</i>		<i>PROFESSIONAL</i>		<i>GRADUATE</i>		<i>TOTAL RESIDENT</i>	
	MEN	WOMEN	MEN	WOMEN	MEN	WOMEN	MEN	WOMEN	MEN	WOMEN	MEN	WOMEN	MEN	WOMEN	MEN	WOMEN	MEN	WOMEN
Manchester College	151	173	125	125	86	133	100	125	462	556	13	22	0	0	5	7	480	585
Marian College	163	453	117	388	72	186	78	174	430	1,201	9	31	0	0	2	12	441	1,244
Martin University	118	282	11	66	18	67	18	43	165	458	0	0	0	0	23	78	188	536
Oakland City University	287	309	108	88	73	94	68	103	536	594	0	5	20	2	67	93	623	694
Purdue University	8,521	8,046	6,491	5,210	5,214	3,986	5,861	4,437	26,087	21,679	580	752	280	644	4,794	3,284	31,741	26,359
IU-PU Fort Wayne ***	1,234	1,418	531	776	269	267	266	266	2,300	2,727	75	101	0	0	58	72	2,433	2,900
Purdue University - Calumet	1,671	2,158	594	778	500	653	624	794	3,389	4,383	216	295	0	0	358	581	3,963	5,259
Purdue University - North Central	787	984	401	540	107	205	103	180	1,398	1,909	43	64	0	0	6	21	1,447	1,994
Purdue University - Tech. Statewide	415	105	308	75	167	49	96	54	986	283	129	53	0	0	0	0	1,115	336
Purdue University - West Lafayette	4,414	3,381	4,657	3,041	4,171	2,812	4,772	3,143	18,014	12,377	117	239	280	644	4,372	2,610	22,783	15,870
Rose-Hulman Institute Of Technology	394	116	450	67	312	80	261	80	1,417	343	5	1	0	0	49	10	1,471	354
Saint Joseph's College	112	201	115	157	68	142	67	91	362	591	25	32	0	0	0	0	387	623
Saint Mary-Of-The-Woods	0	363	0	452	0	422	25	307	25	1,544	0	8	0	0	20	106	45	1,658
Saint Mary's College	0	384	0	322	0	320	0	362	0	1,388	2	28	0	0	0	0	2	1,416
Saint Meinrad School Of Theology	0	0	0	0	0	0	0	0	0	0	6	8	78	0	35	43	119	51
Taylor University	323	401	244	311	219	272	265	286	1,051	1,270	52	82	0	0	28	23	1,131	1,375
Taylor University - Fort Wayne	77	103	49	58	30	55	39	59	195	275	40	77	0	0	17	15	252	367
Taylor University- Upland	246	298	195	253	189	217	226	227	856	995	12	5	0	0	11	8	879	1,008
Tri-State University	317	207	190	117	126	115	177	146	810	585	19	35	0	0	5	2	834	622
Tri-State University - Angola	294	153	185	99	111	74	155	100	745	426	19	35	0	0	5	2	769	463
Tri-State University - Fort Wayne	14	32	1	7	4	20	16	25	35	84	0	0	0	0	0	0	35	84
Tri-State University - South Bend	9	22	4	11	11	21	6	21	30	75	0	0	0	0	0	0	30	75
University Of Evansville	371	505	201	341	169	294	181	284	922	1,424	77	159	0	0	16	39	1,015	1,622
University Of Indianapolis	378	708	235	517	201	450	188	416	1,002	2,091	19	47	0	0	311	728	1,332	2,866
University Of Notre Dame	1,041	950	1,106	947	1,067	978	1,210	1,023	4,424	3,898	86	85	327	260	1,557	842	6,394	5,085
University Of Saint Francis	223	485	89	367	81	175	77	127	470	1,154	12	14	0	0	54	179	536	1,347
University Of Southern Indiana	1,644	2,103	676	1,027	610	1,013	684	1,168	3,614	5,311	94	198	0	0	222	611	3,930	6,120
Valparaiso University	401	427	370	378	320	358	327	420	1,418	1,583	38	48	274	287	114	207	1,844	2,125
Vincennes University^	2,696	1,528	1,216	1,069	0	0	0	0	3,912	2,597	0	0	0	0	0	0	3,912	2,597
Vincennes University - Jasper	113	351	71	231	0	0	0	0	184	582	0	0	0	0	0	0	184	582
Vincennes University - Vincennes	2,583	1,177	1,145	838	0	0	0	0	3,728	2,015	0	0	0	0	0	0	3,728	2,015
Wabash College	249	0	201	0	214	0	181	0	845	0	8	0	0	0	0	0	853	0
GRAND TOTAL	48,168	65,591	31,193	39,244	20,097	23,862	23,095	28,090	122,553	156,787	9,574	10,984	3,065	3,047	17,362	19,039	152,554	189,857

* Students enrolled in Indiana University and Purdue University Programs.

** Students enrolled in Indiana University Programs only.

*** Students enrolled in Purdue University Programs only.

^ Vincennes University-ASL had no resident degree credit enrollment.

TABLE V
DEGREE CREDIT ENROLLMENT OF FULL-AND PART-TIME RESIDENT STUDENTS
FALL SESSION 2004-2005

	<i>TOTAL</i>																	
	<i>FRESHMAN</i>		<i>SOPHOMORE</i>		<i>JUNIOR</i>		<i>SENIOR</i>		<i>UNDERGRAD</i>		<i>UNCLASSIFIED</i>		<i>PROFESSIONAL</i>		<i>GRADUATE</i>		<i>TOTAL RESIDENT</i>	
	FULL TIME	PART TIME	FULL TIME	PART TIME	FULL TIME	PART TIME	FULL TIME	PART TIME	FULL TIME	PART TIME	FULL TIME	PART TIME	FULL TIME	PART TIME	FULL TIME	PART TIME	FULL TIME	PART TIME
Ancilla College	295	117	105	71	0	0	0	0	400	188	3	40	0	0	0	0	403	228
Anderson University	686	46	528	20	498	36	380	64	2,092	166	20	67	33	35	10	268	2,155	536
Associated Mennonite Biblical Seminary	0	0	0	0	0	0	0	0	0	0	0	39	43	33	23	28	66	100
Ball State University	4,554	102	4,094	202	3,393	178	2,873	508	14,914	990	125	105	0	0	1,048	861	16,087	1,956
Bethel College	365	103	345	96	330	96	328	94	1,368	389	6	105	0	0	30	90	1,404	584
Butler University	1,026	3	893	12	849	11	874	38	3,642	64	9	9	178	7	63	446	3,892	526
Calumet College Of Saint Joseph	188	79	83	91	84	212	96	334	451	716	6	76	0	0	0	78	457	870
Christian Theological Seminary	0	0	0	0	0	0	0	0	0	0	5	29	106	25	49	63	160	117
Davenport University	94	67	54	60	34	38	40	35	222	200	0	1	0	0	0	9	222	210
DePauw University	680	0	554	0	645	0	470	1	2,349	1	10	31	0	0	0	0	2,359	32
Earlham College	365	0	328	1	222	1	230	2	1,145	4	25	34	34	14	22	14	1,226	66
Franklin College Of Indiana	319	5	219	2	194	4	203	15	935	26	0	33	0	0	0	0	935	59
Goshen College	206	23	183	3	177	8	237	45	803	79	3	23	0	0	0	0	806	102
Grace College	222	2	169	11	183	11	194	34	768	58	25	81	11	13	10	30	814	182
Hanover College	397	0	244	3	191	2	214	1	1,046	6	6	4	0	0	0	0	1,052	10
Holy Cross College	284	9	97	9	14	0	13	0	408	18	1	5	0	0	0	0	409	23
Huntington College	220	3	193	5	199	8	185	25	797	41	1	38	0	0	3	54	801	133
Indiana Institute Of Technology	423	511	361	355	398	273	418	253	1,600	1,392	1	5	0	0	229	198	1,830	1,595
Indiana State University	3,123	376	1,846	164	1,623	249	1,530	410	8,122	1,199	0	0	0	0	672	1207	8,794	2,406
Indiana University	17,194	5,096	14,579	5,020	11,252	2,825	13,803	5,848	56,828	18,789	723	5,140	3,003	405	5,945	7,712	66,499	32,046
Indiana University - Bloomington	6,978	124	6,930	229	6,446	280	7,303	772	27,657	1,405	188	808	825	112	4,435	2391	33,105	4,716
Indiana University - East	522	365	352	262	175	102	224	173	1,273	902	21	320	0	0	0	0	1,294	1,222
Indiana University - Kokomo	593	386	410	392	180	107	231	206	1,414	1,091	19	307	0	0	8	64	1,441	1,462
Indiana University - Northwest	1,005	598	739	499	330	186	454	379	2,528	1,662	70	503	0	0	71	304	2,669	2,469
Indiana University - South Bend	1,263	734	833	598	581	378	834	630	3,511	2,340	74	721	0	0	155	700	3,740	3,761
Indiana University - Southeast	1,213	436	788	563	587	378	649	605	3,237	1,982	41	345	0	0	24	609	3,302	2,936
IU-PU At Indianapolis*	3,879	1,698	3,769	2,017	2,414	1,091	3,485	2,491	13,547	7,297	302	1,953	2,178	293	1,199	3184	17,226	12,727
IU-PU Fort Wayne**	1,741	755	758	460	539	303	623	592	3,661	2,110	8	183	0	0	53	460	3,722	2,753
Indiana Wesleyan University	2,085	88	1,513	80	1,700	86	1,597	433	6,895	687	14	143	0	0	3,405	268	10,314	1,098
Ivy Tech State College	16,346	23,027	4,297	9,653	0	0	0	0	20,643	32,680	1,456	9,511	0	0	0	0	22,099	42,191
Ivy Tech State Col - Bloomington	1,116	1,146	238	433	0	0	0	0	1,354	1,579	73	357	0	0	0	0	1,427	1,936
Ivy Tech State Col - Central Indiana	2,696	4,987	547	1,793	0	0	0	0	3,243	6,780	423	1,480	0	0	0	0	3,666	8,260
Ivy Tech State Col - Columbus	498	714	164	304	0	0	0	0	662	1,018	33	275	0	0	0	0	695	1,293
Ivy Tech State Col - East Central	1,997	1,951	459	795	0	0	0	0	2,456	2,746	100	499	0	0	0	0	2,556	3,245
Ivy Tech State Col - Kokomo	835	1,165	199	370	0	0	0	0	1,034	1,535	55	397	0	0	0	0	1,089	1,932
Ivy Tech State Col - Lafayette	1,640	1,343	437	587	0	0	0	0	2,077	1,930	182	1,353	0	0	0	0	2,259	3,283
Ivy Tech State Col - North Central	906	2,106	255	968	0	0	0	0	1,161	3,074	122	717	0	0	0	0	1,283	3,791
Ivy Tech State Col - Northeast	1,324	2,034	413	921	0	0	0	0	1,737	2,955	307	1,061	0	0	0	0	2,044	4,016
Ivy Tech State Col - Northwest	1,294	2,007	363	654	0	0	0	0	1,657	2,661	24	813	0	0	0	0	1,681	3,474
Ivy Tech State Col - South Central	635	1,291	199	674	0	0	0	0	834	1,965	31	338	0	0	0	0	865	2,303
Ivy Tech State Col - Southeast	514	642	104	235	0	0	0	0	618	877	11	333	0	0	0	0	629	1,210
Ivy Tech State Col - Southwest	1,136	1,674	314	783	0	0	0	0	1,450	2,457	48	741	0	0	0	0	1,498	3,198
Ivy Tech State Col - Wabash Valley	1,410	1,261	489	831	0	0	0	0	1,899	2,092	40	878	0	0	0	0	1,939	2,970
Ivy Tech State Col - Whitewater	345	706	116	305	0	0	0	0	461	1,011	7	269	0	0	0	0	468	1,280

TABLE V (continued)
DEGREE CREDIT ENROLLMENT OF FULL-AND PART-TIME RESIDENT STUDENTS
FALL SESSION 2004-2005

	<i>TOTAL</i>																	
	<i>FRESHMAN</i>		<i>SOPHOMORE</i>		<i>JUNIOR</i>		<i>SENIOR</i>		<i>UNDERGRAD</i>		<i>UNCLASSIFIED</i>		<i>PROFESSIONAL</i>		<i>GRADUATE</i>		<i>TOTAL RESIDENT</i>	
	FULL TIME	PART TIME	FULL TIME	PART TIME	FULL TIME	PART TIME	FULL TIME	PART TIME	FULL TIME	PART TIME	FULL TIME	PART TIME	FULL TIME	PART TIME	FULL TIME	PART TIME	FULL TIME	PART TIME
Manchester College	324	0	249	1	218	1	213	12	1,004	14	6	29	0	0	12	0	1,022	43
Marian College	393	223	299	206	199	59	192	60	1,083	548	8	32	0	0	14	0	1,105	580
Martin University	196	204	48	29	56	29	27	34	327	296	0	0	0	0	41	60	368	356
Oakland City University	564	32	194	2	162	5	152	19	1,072	58	0	5	17	5	19	141	1,108	209
Purdue University	13,262	3,305	9,576	2,125	8,006	1,194	8,347	1,951	39,191	8,575	78	1,254	910	14	5,033	3,045	45,212	12,888
IU-PU Fort Wayne ***	1,727	925	647	660	320	216	268	264	2,962	2,065	18	158	0	0	33	97	3,013	2,320
Purdue University - Calumet	2,545	1,284	828	544	716	437	626	792	4,715	3,057	26	485	0	0	119	820	4,860	4,362
Purdue University - North Central	1,189	582	514	427	190	122	149	134	2,042	1,265	5	102	0	0	0	27	2,047	1,394
Purdue University - Tech. Statewide	275	245	140	243	77	139	49	101	541	728	6	176	0	0	0	0	547	904
Purdue University - West Lafayette	7,526	269	7,447	251	6,703	280	7,255	660	28,931	1,460	23	333	910	14	4,881	2,101	34,745	3,908
Rose-Hulman Institute Of Technology	510	0	517	0	392	0	337	4	1,756	4	0	6	0	0	38	21	1,794	31
Saint Joseph's College	266	47	208	64	164	46	156	2	794	159	5	52	0	0	0	0	799	211
Saint Mary-Of-The-Woods	159	204	146	306	113	309	102	230	520	1,049	3	5	0	0	0	126	523	1,180
Saint Mary's College	384	0	322	0	317	3	356	6	1,379	9	3	27	0	0	0	0	1,382	36
Saint Meinrad School Of Theology	0	0	0	0	0	0	0	0	0	0	0	14	78	0	6	72	84	86
Taylor University	681	43	536	19	474	17	505	46	2,196	125	1	133	0	0	44	7	2,241	265
Taylor University - Fort Wayne	138	42	90	17	70	15	80	18	378	92	0	117	0	0	30	2	408	211
Taylor University- Upland	543	1	446	2	404	2	425	28	1,818	33	1	16	0	0	14	5	1,833	54
Tri-State University	386	138	249	58	177	64	240	83	1,052	343	2	52	0	0	2	5	1,056	400
Tri-State University - Angola	380	67	245	39	167	18	227	28	1,019	152	2	52	0	0	2	5	1,023	209
Tri-State University - Fort Wayne	4	42	2	6	3	21	4	37	13	106	0	0	0	0	0	0	13	106
Tri-State University - South Bend	2	29	2	13	7	25	9	18	20	85	0	0	0	0	0	0	20	85
University Of Evansville	848	28	535	7	446	17	414	51	2,243	103	0	236	0	0	45	10	2,288	349
University Of Indianapolis	797	289	569	183	465	186	379	225	2,210	883	7	59	0	0	367	672	2,584	1,614
University Of Notre Dame	1,991	0	2,052	1	2,043	2	2,215	18	8,301	21	53	118	586	1	2,257	142	11,197	282
University Of Saint Francis	591	117	321	135	196	60	168	36	1,276	348	6	20	0	0	100	133	1,382	501
University Of Southern Indiana	3,389	358	1,465	238	1,282	341	1,245	607	7,381	1,544	45	247	0	0	116	717	7,542	2,508
Valparaiso University	802	26	720	28	654	24	701	46	2,877	124	22	64	513	48	135	186	3,547	422
Vincennes University ^	2,920	1,304	1,661	624	0	0	0	0	4,581	1,928	0	0	0	0	0	0	4,581	1,928
Vincennes University - Jasper	274	190	113	189	0	0	0	0	387	379	0	0	0	0	0	0	387	379
Vincennes University - Vincennes	2,646	1,114	1,548	435	0	0	0	0	4,194	1,549	0	0	0	0	0	0	4,194	1,549
Wabash College	249	0	201	0	214	0	180	1	844	1	3	5	0	0	0	0	847	6
GRAND TOTAL	77,784	35,975	50,553	19,884	37,564	6,395	39,614	11,571	205,515	73,825	2,681	17,877	5,512	600	19,738	16,663	233,446	108,965

* Students enrolled in Indiana University and Purdue University Programs.

** Students enrolled in Indiana University Programs only.

*** Students enrolled in Purdue University Programs only.

^Vincennes University-ASL had no full-time or part-time resident degree credit enrollment.

TABLE VI
FULL TIME EQUIVALENT OF DEGREE CREDIT RESIDENT ENROLLMENT
FALL SESSION 2004-2005

	<i>FRESHMAN</i>	<i>SOPHOMORE</i>	<i>JUNIOR</i>	<i>SENIOR</i>	<i>TOTAL UNDERGRAD</i>	<i>UNCLASSIFIED</i>	<i>PROFESSIONAL</i>	<i>GRADUATE</i>	<i>TOTAL</i>
Ancilla College	327	125	0	0	452	16	0	0	468
Anderson University	698	545	527	411	2,180	50	45	125	2,400
Associated Mennonite Biblical Seminary	0	0	0	0	0	9	52	30	91
Ball State University	4,617	4,244	3,515	2,998	15,374	135	0	1,313	16,822
Bethel College	415	390	371	361	1,537	43	0	61	1,640
Butler University	1,099	981	903	909	3,892	10	197	232	4,331
Calumet College Of Saint Joseph	197	115	182	235	729	34	0	38	801
Christian Theological Seminary	0	0	0	0	0	12	79	63	154
Davenport University	83	59	37	39	218	0	0	5	223
DePauw University	680	554	645	470	2,349	20	0	0	2,370
Earlham College	365	328	221	229	1,143	16	34	22	1,215
Franklin College Of Indiana	321	220	196	208	945	8	0	0	953
Goshen College	199	175	169	228	771	11	0	0	782
Grace College	215	180	200	211	806	43	12	28	888
Hanover College	397	245	192	214	1,048	7	0	0	1,055
Holy Cross College	296	102	13	13	424	2	0	0	427
Huntington College	225	200	211	197	833	14	0	29	876
Indiana Institute Of Technology	591	492	490	549	2,122	3	0	258	2,383
Indiana State University	3,265	1,902	1,743	1,680	8,590	0	0	1,020	9,610
Indiana University	18,133	15,964	12,008	15,745	61,850	2,198	3,520	8,805	76,372
Indiana University - Bloomington	7,026	7,038	6,530	7,604	28,198	384	945	5,239	34,766
Indiana University - East	600	427	200	280	1,506	98	0	0	1,604
Indiana University - Kokomo	679	556	209	301	1,745	99	0	31	1,875
Indiana University - Northwest	1,124	870	375	574	2,942	216	0	183	3,341
Indiana University - South Bend	1,411	995	683	1,025	4,114	294	0	399	4,808
Indiana University - Southeast	1,242	941	692	855	3,730	139	0	236	4,104
IU-PU At Indianapolis*	4,212	4,269	2,691	4,311	15,483	913	2,575	2,494	21,465
IU-PU Fort Wayne**	1,840	869	629	795	4,132	55	0	222	4,410
Indiana Wesleyan University	2,104	1,547	1,736	1,708	7,095	44	0	3,472	10,611
Ivy Tech State College	23,593	7,893	0	0	31,486	4,012	0	0	35,498
Ivy Tech State Col - Bloomington	1,419	397	0	0	1,816	173	0	0	1,989
Ivy Tech State Col - Central Indiana	4,394	1,238	0	0	5,632	848	0	0	6,480
Ivy Tech State Col - Columbus	712	288	0	0	1,000	109	0	0	1,108
Ivy Tech State Col - East Central	2,550	736	0	0	3,286	234	0	0	3,520
Ivy Tech State Col - Kokomo	1,180	327	0	0	1,506	160	0	0	1,667
Ivy Tech State Col - Lafayette	1,974	648	0	0	2,622	482	0	0	3,104
Ivy Tech State Col - North Central	1,641	654	0	0	2,294	322	0	0	2,616
Ivy Tech State Col - Northeast	1,960	735	0	0	2,695	600	0	0	3,295
Ivy Tech State Col - Northwest	1,947	603	0	0	2,550	237	0	0	2,786
Ivy Tech State Col - South Central	1,115	467	0	0	1,582	117	0	0	1,699
Ivy Tech State Col - Southeast	707	180	0	0	887	89	0	0	976
Ivy Tech State Col - Southwest	1,668	602	0	0	2,269	236	0	0	2,505
Ivy Tech State Col - Wabash Valley	1,728	786	0	0	2,514	326	0	0	2,840
Ivy Tech State Col - Whitewater	600	233	0	0	832	80	0	0	912

TABLE VI (continued)
FULL TIME EQUIVALENT OF DEGREE CREDIT RESIDENT ENROLLMENT
FALL SESSION 2004-2005

	<i>FRESHMAN</i>	<i>SOPHOMORE</i>	<i>JUNIOR</i>	<i>SENIOR</i>	<i>TOTAL UNDERGRAD</i>	<i>UNCLASSIFIED</i>	<i>PROFESSIONAL</i>	<i>GRADUATE</i>	<i>TOTAL</i>
Manchester College	324	249	219	221	1,013	23	0	12	1,048
Marian College	495	393	241	221	1,350	18	0	14	1,382
Martin University	253	56	64	41	414	0	0	58	472
Oakland City University	575	195	164	158	1,091	2	19	66	1,177
Purdue University	14,291	10,565	8,645	9,079	42,580	394	1,028	6,230	50,232
IU-PU Fort Wayne ***	1,913	878	389	355	3,535	63	0	61	3,659
Purdue University - Calumet	2,791	975	843	897	5,506	150	0	415	6,071
Purdue University - North Central	1,291	655	221	190	2,357	30	0	7	2,394
Purdue University - Tech. Statewide	342	227	122	82	773	55	0	0	828
Purdue University - West Lafayette	7,954	7,830	7,070	7,555	30,409	96	1,028	5,747	37,280
Rose-Hulman Institute Of Technology	562	569	435	364	1,931	3	0	47	1,980
Saint Joseph's College	297	257	198	165	917	22	0	0	939
Saint Mary-Of-The-Woods	218	234	202	161	814	5	0	62	881
Saint Mary's College	425	351	355	381	1,512	9	0	0	1,521
Saint Meinrad School Of Theology	0	0	0	0	0	5	78	36	119
Taylor University	705	564	497	529	2,295	38	0	42	2,376
Taylor University - Fort Wayne	148	97	75	86	406	34	0	28	468
Taylor University- Upland	557	467	422	443	1,889	5	0	14	1,908
Tri-State University	454	290	216	288	1,248	19	0	3	1,270
Tri-State University - Angola	414	278	185	253	1,130	19	0	3	1,152
Tri-State University - Fort Wayne	23	4	12	19	58	0	0	0	58
Tri-State University - South Bend	17	8	19	16	60	0	0	0	60
University Of Evansville	902	578	488	450	2,418	56	0	38	2,512
University Of Indianapolis	914	678	558	481	2,631	30	0	681	3,342
University Of Notre Dame	1,991	2,052	2,044	2,221	8,308	92	586	2,304	11,291
University Of Saint Francis	608	373	218	179	1,378	12	0	146	1,536
University Of Southern Indiana	3,351	1,491	1,371	1,445	7,658	107	0	355	8,120
Valparaiso University	857	774	696	749	3,076	45	532	197	3,850
Vincennes University ^	3,389	1,940	0	0	5,329	0	0	0	5,329
Vincennes University - Jasper	311	175	0	0	487	0	0	0	487
Vincennes University - Vincennes	3,078	1,764	0	0	4,842	0	0	0	4,842
Wabash College	249	201	214	180	844	7	0	0	851
GRAND TOTAL	88,680	58,069	40,185	43,718	230,652	7,574	6,181	25,792	270,198

* Students enrolled in Indiana University and Purdue University Programs.

** Students enrolled in Indiana University Programs only.

*** Students enrolled in Purdue University Programs only.

^Vincennes University-ASL had no full time equivalent of degree credit resident enrollment.

**TABLE VII
FIRST-TIME DEGREE CREDIT RESIDENT ENROLLMENT*
FALL SESSION 2004-2005**

	<i>MEN</i>		<i>WOMEN</i>		<i>TOTAL</i>		<i>TOTAL</i>	<i>TOTAL</i>
	FULL TIME	PART TIME	FULL TIME	PART TIME	FULL TIME	PART TIME	HEADCOUNT	FTE
Ancilla College	66	7	101	22	167	29	196	172
Anderson University	239	6	340	6	579	12	591	582
Ball State University	1,738	68	1,998	192	3,736	260	3,996	3,876
Bethel College	132	5	174	6	306	11	317	324
Butler University	356	0	571	0	927	0	927	996
Calumet College Of Saint Joseph	43	2	48	12	91	14	105	83
Davenport University	6	5	22	11	28	16	44	38
DePauw University	294	0	367	0	661	0	661	661
Earlham College	137	0	199	0	336	0	336	336
Franklin College Of Indiana	155	12	121	11	276	23	299	278
Goshen College	73	0	95	1	168	1	169	157
Grace College	127	24	106	28	233	52	285	238
Hanover College	184	0	196	0	380	0	380	380
Holy Cross College	118	3	70	1	188	4	192	187
Huntington College	80	0	124	0	204	0	204	210
Indiana Institute Of Technology	232	168	149	280	381	448	829	524
Indiana State University	1,039	157	1,040	222	2,079	379	2,458	2,223
Indiana University	5,169	517	6,924	793	12,093	1,310	13,403	12,051
Indiana University - Bloomington	2,900	16	3,409	27	6,309	43	6,352	6,354
Indiana University - East	88	44	186	88	274	132	406	284
Indiana University - Kokomo	120	32	238	76	358	108	466	358
Indiana University - Northwest	229	49	376	108	605	157	762	590
Indiana University - South Bend	268	74	422	125	690	199	889	689
Indiana University - Southeast	295	46	420	54	715	100	815	676
IU-PU At Indianapolis**	928	208	1,375	209	2,303	417	2,720	2,286
IU-PU Fort Wayne***	341	48	498	106	839	154	993	814
Indiana Wesleyan University	456	13	886	16	1,342	29	1,371	1,347
Ivy Tech State College	2,250	2,612	2,883	3,374	5,133	5,986	11,119	6,671
Ivy Tech State Col - Bloomington	159	98	184	177	343	275	618	389
Ivy Tech State Col - Central Indiana	443	618	574	729	1,017	1,347	2,364	1,420
Ivy Tech State Col - Columbus	56	54	81	96	137	150	287	173
Ivy Tech State Col - East Central	238	144	301	274	539	418	957	636
Ivy Tech State Col - Kokomo	155	156	181	234	336	390	726	422
Ivy Tech State Col - Lafayette	263	163	278	185	541	348	889	592
Ivy Tech State Col - North Central	155	272	185	322	340	594	934	516
Ivy Tech State Col - Northeast	169	239	201	318	370	557	927	522
Ivy Tech State Col - Northwest	151	174	196	353	347	527	874	490
Ivy Tech State Col - South Central	78	179	122	135	200	314	514	293
Ivy Tech State Col - Southeast	55	74	99	134	154	208	362	205
Ivy Tech State Col - Southwest	132	252	179	177	311	429	740	418
Ivy Tech State Col - Wabash Valley	164	140	251	135	415	275	690	459
Ivy Tech State Col - Whitewater	32	49	51	105	83	154	237	133

TABLE VII (continued)
FIRST-TIME DEGREE CREDIT RESIDENT ENROLLMENT*
FALL SESSION 2004-2005

	<i>MEN</i>		<i>WOMEN</i>		<i>TOTAL</i>		<i>TOTAL</i>	<i>TOTAL</i>
	FULL TIME	PART TIME	FULL TIME	PART TIME	FULL TIME	PART TIME	HEADCOUNT	FTE
Manchester College	124	0	154	0	278	0	278	278
Marian College	79	5	166	19	245	24	269	261
Martin University	12	12	25	28	37	40	77	47
Oakland City University	187	10	172	14	359	24	383	367
Purdue University	5,131	244	3,983	271	9,114	515	9,629	9,407
IU-PU Fort Wayne ^	403	41	416	74	819	115	934	781
Purdue University - Calumet	462	105	492	112	954	217	1,171	951
Purdue University - North Central	262	61	278	58	540	119	659	529
Purdue University - Tech. Statewide	138	29	17	9	155	38	193	164
Purdue University - West Lafayette	3,866	8	2,780	18	6,646	26	6,672	6,982
Rose-Hulman Institute Of Technology	363	0	110	0	473	0	473	521
Saint Joseph's College	102	9	146	55	248	64	312	282
Saint Mary-Of-The-Woods	0	0	86	51	86	51	137	111
Saint Mary's College	0	0	350	0	350	0	350	388
Taylor University	255	5	320	6	575	11	586	588
Taylor University - Fort Wayne	44	4	55	6	99	10	109	98
Taylor University- Upland	211	1	265	0	476	1	477	490
Tri-State University	205	4	84	13	289	17	306	300
Tri-State University - Angola	205	2	84	9	289	11	300	298
Tri-State University - Fort Wayne	0	1	0	4	0	5	5	2
Tri-State University - South Bend	0	1	0	0	0	1	1	0
University Of Evansville	252	1	381	2	633	3	636	670
University Of Indianapolis	250	13	427	35	677	48	725	698
University Of Notre Dame	1,714	43	1,315	46	3,029	89	3,118	3,059
University Of Saint Francis	111	4	173	6	284	10	294	280
University Of Southern Indiana	808	52	1,196	48	2,004	100	2,104	1,950
Valparaiso University	382	2	384	21	766	23	789	818
Vincennes University	1,444	1,123	798	880	2,242	2,003	4,245	2,808
Vincennes University - ASL	1	0	11	3	12	3	15	12
Vincennes University - Jasper	42	144	97	251	139	395	534	245
Vincennes University - Vincennes	1,401	979	690	626	2,091	1,605	3,696	2,551
Wabash College	249	0	0	0	249	0	249	249
GRAND TOTAL	24,562	5,126	26,684	6,470	51,246	11,596	62,842	54,415

* Associated Mennonite Biblical Seminary, Christian Theological Seminary, Saint Meinrad School Of Theology and Tri-State University - Fort Wayne do not have any first-time degree credit resident enrollment.

** Students enrolled in Indiana University and Purdue University Programs.

*** Students enrolled in Indiana University Programs only.

^ Students enrolled in Purdue University Programs only.

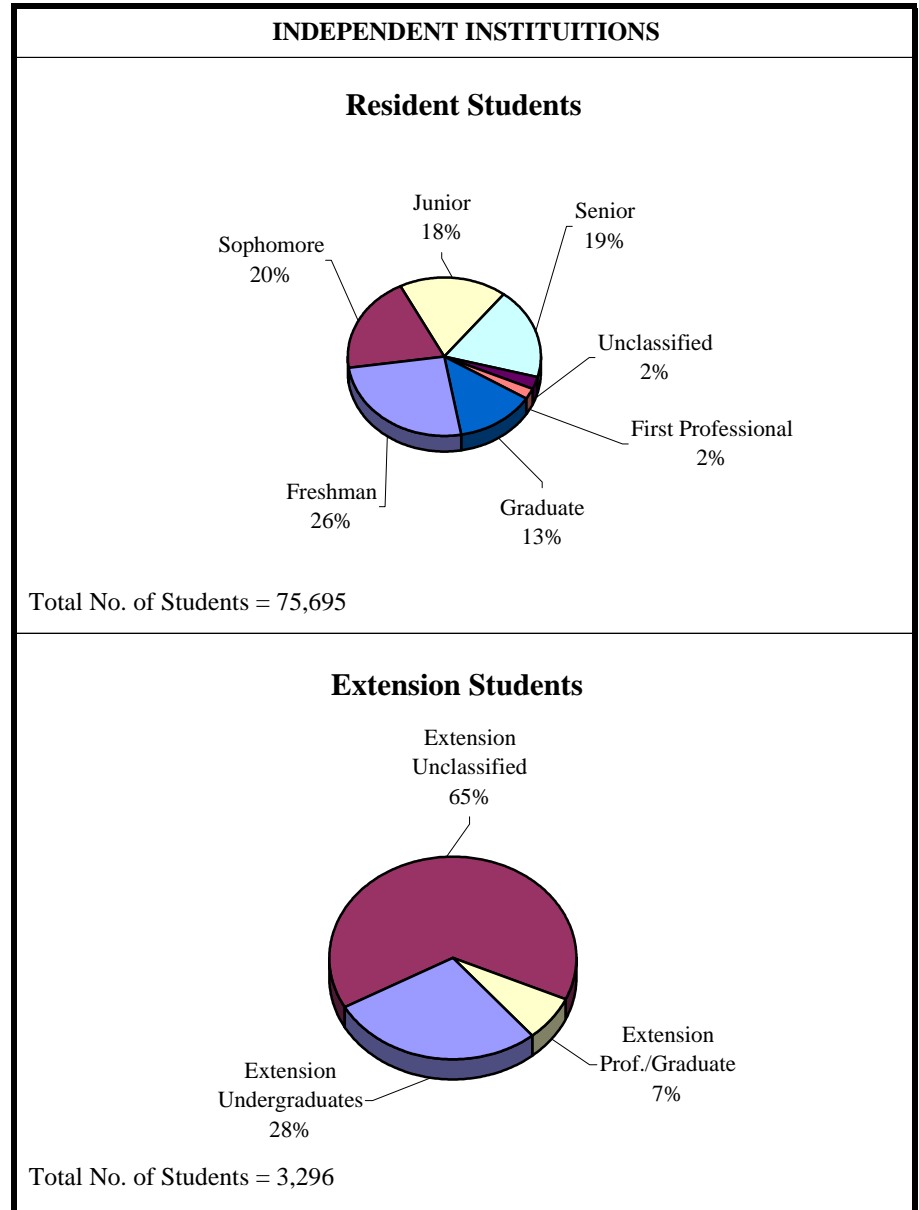
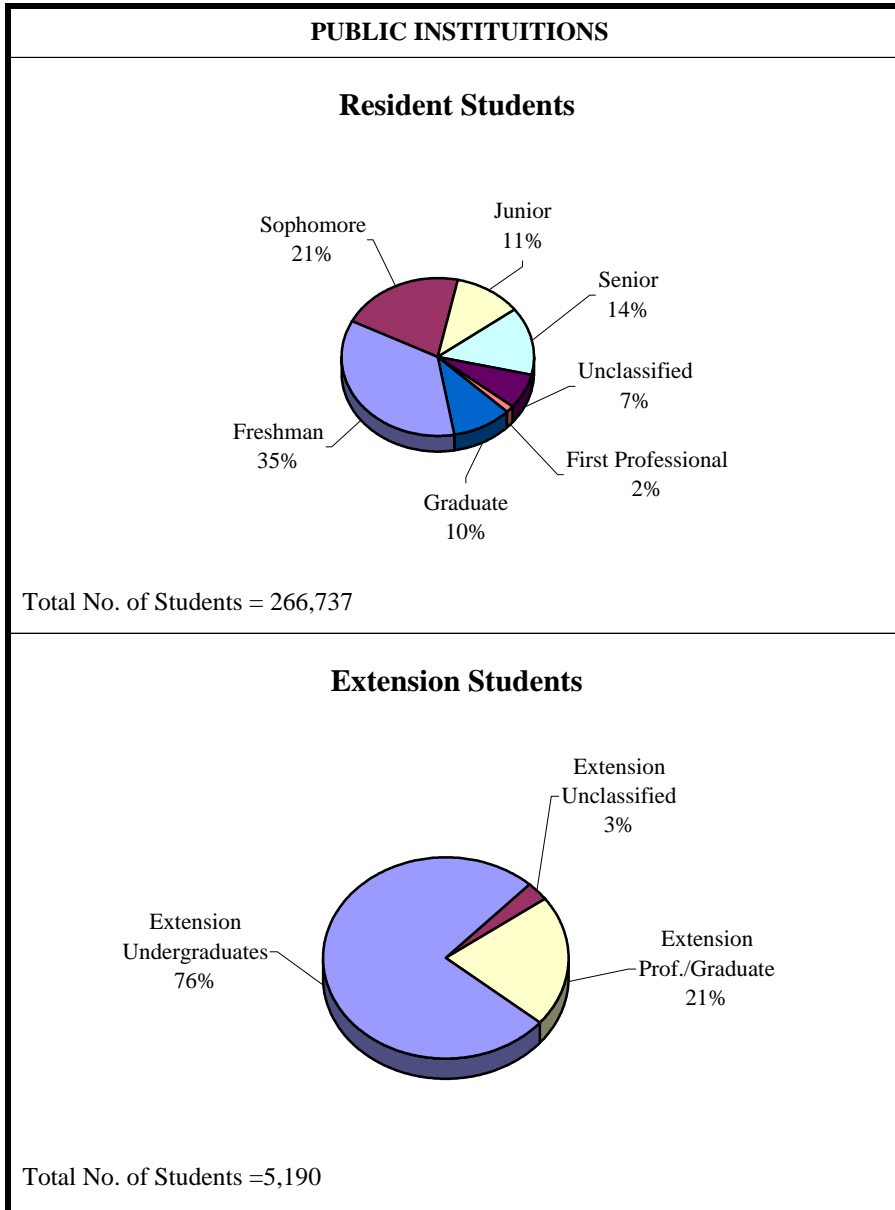
**TABLE VIII
DEGREE CREDIT EXTENSION STUDENT ENROLLMENT
FALL SESSION 2004-2005**

<i>SCHOOL</i>	<i>UNDERGRADUATE</i>					<i>UNCLASSIFIED</i>					<i>GRADUATE</i>					<i>TOTAL EXTENSION</i>				
	<i>MEN</i>	<i>WOMEN</i>	<i>FULL TIME</i>	<i>PART TIME</i>	<i>FTE</i>	<i>MEN</i>	<i>WOMEN</i>	<i>FULL TIME</i>	<i>PART TIME</i>	<i>FTE</i>	<i>MEN</i>	<i>WOMEN</i>	<i>FULL TIME</i>	<i>PART TIME</i>	<i>FTE</i>	<i>MEN</i>	<i>WOMEN</i>	<i>FULL TIME</i>	<i>PART TIME</i>	<i>FTE</i>
Ball State University	1,069	362	1,158	273	1,277	58	85	3	140	34	377	723	29	1,071	385	1,504	1,170	1,190	1,484	1,696
Butler University	0	0	0	0	0	546	1,155	1,701	0	1,701	0	0	0	0	0	546	1,155	1,701	0	1,701
Davenport University	7	71	41	37	43	0	1	0	1	0	0	0	0	0	0	7	72	41	38	43
Grace College	228	0	192	36	199	0	0	0	0	0	35	4	6	33	16	263	4	198	69	215
Oakland City University	213	253	258	208	327	21	1	0	22	7	69	54	112	11	116	303	308	370	241	450
Purdue University - West Lafayette	0	0	0	0	0	1	2	0	3	1	1	1	0	2	1	2	3	0	5	2
Saint Mary's College	0	76	76	0	71	3	8	11	0	10	0	0	0	0	0	3	84	87	0	81
Taylor University - Fort Wayne	11	12	4	19	8	142	215	2	355	92	0	0	0	0	0	153	227	6	374	100
University Of Evansville	20	30	50	0	45	13	29	42	0	35	0	0	0	0	0	33	59	92	0	80
Vincennes University - ASL	10	96	31	75	61	0	0	0	0	0	0	0	0	0	0	10	96	31	75	61
Vincennes University - Jasper	198	360	24	534	205	0	0	0	0	0	0	0	0	0	0	198	360	24	534	205
Vincennes University - Vincennes	985	862	339	1,508	705	0	0	0	0	0	0	0	0	0	985	862	339	1,508	705	
GRAND TOTAL	2,741	2,122	2,173	2,690	2,942	784	1,496	1,759	521	1,881	482	782	147	1,117	518	4,007	4,400	4,079	4,328	5,340

**TABLE IX
COMPARISON OF ENROLLMENT
OF INDIANA COLLEGES AND UNIVERSITIES
FALL 2003-2004 TO FALL 2004-2005**

<i>ENROLLMENT CATEGORY</i>	<i>PUBLIC INSTITUTIONS</i>				<i>INDEPENDENT INSTITUTIONS</i>				<i>TOTAL INDIANA INSTITUTIONS</i>			
	<i>FALL 2003</i>	<i>FALL 2004</i>	<i>AMOUNT OF CHANGE</i>	<i>% OF CHANGE</i>	<i>FALL 2003</i>	<i>FALL 2004</i>	<i>AMOUNT OF CHANGE</i>	<i>% OF CHANGE</i>	<i>FALL 2003</i>	<i>FALL 2004</i>	<i>AMOUNT OF CHANGE</i>	<i>% OF CHANGE</i>
Freshman	91,579	94,356	2,777	3.03%	18,754	19,403	649	3.46%	110,333	113,759	3,426	3.11%
Sophomore	54,293	55,544	1,251	2.30%	13,746	14,893	1,147	8.34%	68,039	70,437	2,398	3.52%
Junior	30,351	30,343	-8	-0.03%	12,387	13,616	1,229	9.92%	42,738	43,959	1,221	2.86%
Senior	36,740	37,122	382	1.04%	13,329	14,063	734	5.51%	50,069	51,185	1,116	2.23%
Total Undergraduates	212,963	217,365	4,402	2.07%	58,216	61,975	3,759	6.46%	271,179	279,340	8,161	3.01%
Unclassified	19,095	18,684	-411	-2.15%	1,928	1,874	-54	-2.80%	21,023	20,558	-465	-2.21%
First Professional	4,267	4,332	65	1.52%	1,734	1,780	46	2.65%	6,001	6,112	111	1.85%
Graduate	26,272	26,356	84	0.32%	8,548	10,045	1,497	17.51%	34,820	36,401	1,581	4.54%
TOTAL RESIDENT	262,597	266,737	4,140	1.58%	70,426	75,674	5,248	7.45%	333,023	342,411	9,388	2.82%
Extension Undergraduates	3,417	3,942	525	15.36%	1,125	921	-204	-18.13%	4,542	4,863	321	7.07%
Extension Unclassified	97	146	49	50.52%	1,612	2,134	522	32.38%	1,709	2,280	571	33.41%
Extension Prof./Graduate	950	1,102	152	16.00%	203	241	38	18.72%	1,153	1,343	190	16.48%
TOTAL EXTENSION	4,464	5,190	726	16.26%	2,940	3,296	356	12.11%	7,404	8,486	1,082	14.61%
TOTAL RESIDENT AND EXTENSION	267,061	271,927	4,866	1.82%	73,366	78,970	5,604	7.64%	340,427	350,897	10,470	3.08%

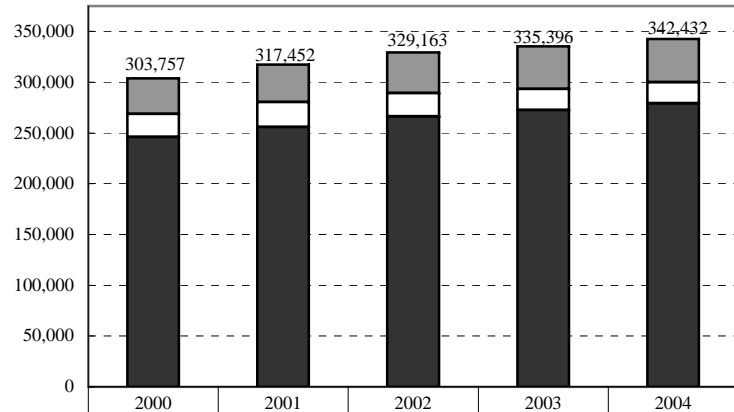
CHART I
COMPARISON OF PUBLIC AND INDEPENDENT INSTITUTIONS BY RESIDENT AND EXTENSION STUDENTS
FALL SESSION 2004-2005



Note: Percentages may not add to 100 due to rounding.

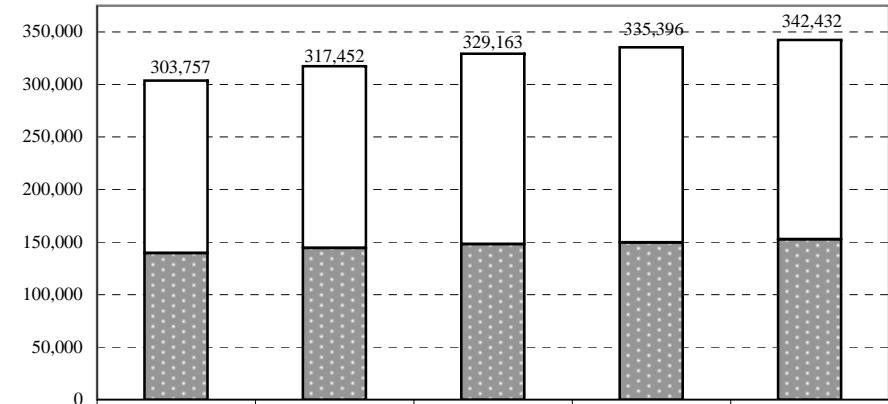
**CHART II
HISTORICAL ENROLLMENT COMPARISONS
FALL SESSION 2003-2004**

Five-Year Historical Enrollment of Resident Students



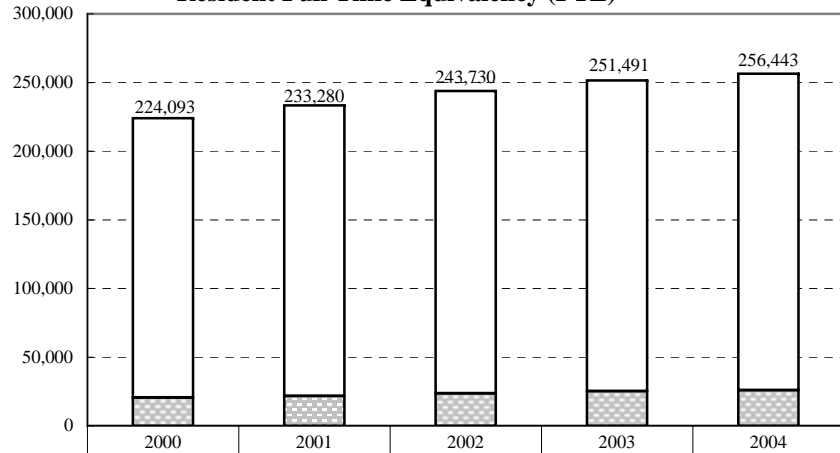
Graduate/Professional	35,112	37,064	39,764	42,032	42,513
Unclassified	22,670	24,442	22,990	20,871	20,558
Undergraduate	245,975	255,946	266,409	272,493	279,340

Five-Year Historical Enrollment of Resident Men & Women



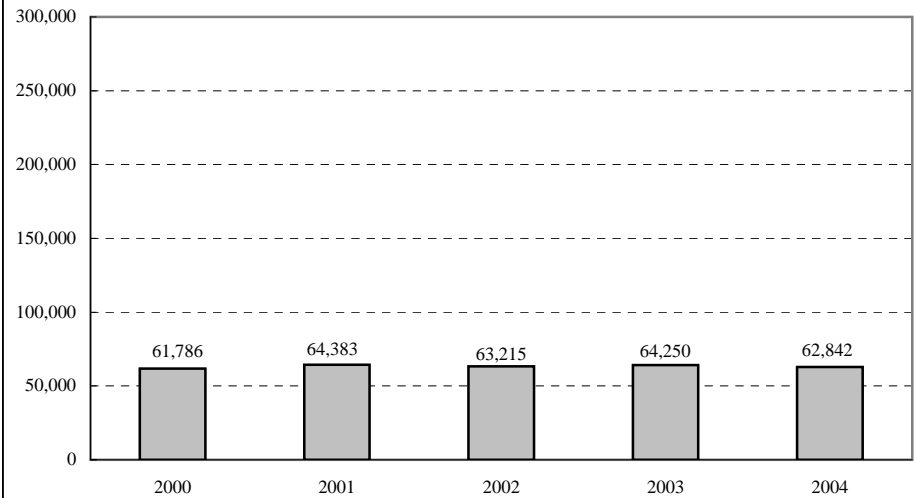
Women	164,139	173,049	181,162	185,967	189,857
Men	139,618	144,403	148,001	149,429	152,554

Five-Year Historical of Resident Full Time Equivalency (FTE) *



Undergraduate	203,562	211,526	220,128	226,207	230,652
Graduate	20,531	21,754	23,602	25,284	25,792

Five-Year Historical Enrollment of Resident First Time Students



* Graph excludes unclassified full time equivalent.