

2002

REPORT OF ENROLLMENT

INDIANA COLLEGES AND UNIVERSITIES

FOR

THE INDIANA CONFERENCE OF HIGHER EDUCATION

AND

THE INDIANA ASSOCIATION OF COLLEGIATE REGISTRARS
AND ADMISSIONS OFFICERS

Prepared By

Brian S. Fishman, Ph.D. and Karan Chadha

Office of the Registrar - Research
Purdue University

November 1, 2002

2002
REPORT OF ENROLLMENT
OF INDIANA COLLEGES AND UNIVERSITIES

Table I	Degree Credit Enrollment of Resident and Extension Students - Fall Session 2001-2002	1
Table II	Degree Credit Enrollment of Resident and Extension Students - Fall Session 2002-2003	3
Table III	Comparison of Resident and Extension Degree Credit Enrollment - Fall Session 2001-2002 to Fall Session 2002-2003	5
Table IV	Degree Credit Enrollment of Resident Men and Women - Fall Session 2002-2003	7
Table V	Degree Credit Enrollment of Full and Part-Time Resident Students - Fall Session 2002-2003	9
Table VI	Full Time Equivalent of Degree Credit Resident Enrollment - Fall Session 2002-2003	11
Table VII	First Time Degree Credit Resident Enrollment - Fall Session 2002-2003	13
Table VIII	Degree Credit Extension Student Enrollment - Fall Session 2002-2003	15
Table IX	Comparison of Enrollment in Indiana Colleges and Universities Fall 2001 to Fall 2002	16
Chart I	Comparison of Public and Independent Institutions by Resident and Extension Students	17
Chart II	Five-Year Historical Enrollment Comparisons	18

This report was prepared for the Indiana Conference of Higher Education and the Indiana Association of Collegiate Registrars and Admissions Officers. The information regarding the enrollment at each institution is confidential and is not to be publicized. Questions regarding the enrollment at any institution should be directed to that institution. Questions regarding this report should be directed to Brian Fishman at Purdue University, e-mail: bsfishman@purdue.edu, telephone: (765) 494-6147.

Terms Used in this Report

Resident students are students enrolled at the main or branch campus from which the enrollment is being reported.

Extension students are students enrolled in credit courses offered at centers or places away from the main or regional campus.

Full time equivalent of total head count is the sum of the credit hours for all students in the respective categories, divided by the standard full-time credit hour load. The standard for the undergraduate and first-professional levels is 15. The standard for the graduate level is 12. Full time equivalent values are rounded. Individual values may not sum to total.

TABLE I
DEGREE CREDIT ENROLLMENT OF RESIDENT AND EXTENSION STUDENTS
FALL SESSION 2001-2002

	<i>RESIDENT</i>									<i>EXTENSION</i>				<i>GRAND TOTAL</i>
	<i>FRESH</i>	<i>SOPH</i>	<i>JUNIOR</i>	<i>SENIOR</i>	<i>TOTAL UNGRAD</i>	<i>UNCLASS</i>	<i>PROF</i>	<i>GRAD</i>	<i>TOTAL</i>	<i>UNGRAD</i>	<i>UNCLASS</i>	<i>GRAD/PROF</i>	<i>TOTAL</i>	
Ancilla College	357	118	0	0	475	29	0	0	504	0	0	0	0	504
Anderson University	675	447	506	458	2,086	27	70	238	2,421	0	0	0	0	2,421
Associated Mennonite Biblical Seminary	0	0	0	0	0	0	75	89	164	0	0	0	0	164
Ball State University	5,009	4,072	3,170	3,044	15,295	314	0	2,053	17,662	945	61	820	1,826	19,488
Bethel College	403	370	349	351	1,473	68	0	119	1,660	0	0	0	0	1,660
Butler University	1,070	793	816	704	3,383	145	151	563	4,242	0	1,541	0	1,541	5,783
Calumet College Of Saint Joseph	268	185	277	253	983	17	0	0	1,000	0	0	0	0	1,000
Christian Theological Seminary	0	0	0	0	0	56	116	108	280	0	0	0	0	280
Davenport College	241	160	75	40	516	12	0	0	528	121	1	0	122	650
DePauw University	646	598	511	421	2,176	43	0	0	2,219	0	0	0	0	2,219
Earlham College	305	269	233	246	1,053	25	47	20	1,145	0	0	0	0	1,145
Franklin College Of Indiana	328	251	181	234	994	34	0	0	1,028	0	0	0	0	1,028
Goshen College	271	176	214	279	940	44	0	0	984	0	0	0	0	984
Grace College	298	206	200	236	940	86	21	44	1,091	174	0	48	222	1,313
Hanover College	329	271	268	230	1,098	13	0	0	1,111	0	0	0	0	1,111
Holy Cross College	386	162	0	0	548	10	0	0	558	0	0	0	0	558
Huntington College	284	207	237	207	935	37	0	33	1,005	0	0	0	0	1,005
Indiana Institute Of Technology	1,142	567	388	373	2,470	6	0	280	2,756	0	0	0	0	2,756
Indiana State University	4,701	1,738	1,592	1,703	9,734	0	0	1,587	11,321	0	0	0	0	11,321
Indiana University	23,768	19,088	12,987	17,540	73,383	7,296	3,254	12,286	96,219	0	0	0	0	96,219
Indiana University - Bloomington	7,802	7,453	6,171	7,699	29,125	1,494	898	6,446	37,963	0	0	0	0	37,963
Indiana University - East	997	587	203	378	2,165	303	0	1	2,469	0	0	0	0	2,469
Indiana University - Kokomo	978	631	288	378	2,275	336	0	130	2,741	0	0	0	0	2,741
Indiana University - Northwest	1,268	1,060	468	689	3,485	763	0	391	4,639	0	0	0	0	4,639
Indiana University - South Bend	2,034	1,412	924	1,235	5,605	857	0	955	7,417	0	0	0	0	7,417
Indiana University - Southeast	1,765	1,291	940	1,171	5,167	670	0	720	6,557	0	0	0	0	6,557
IU-PU At Indianapolis**	6,486	5,641	3,216	4,957	20,300	2,612	2,356	3,071	28,339	0	0	0	0	28,339
IU-PU Fort Wayne*	2,438	1,013	777	1,033	5,261	261	0	572	6,094	0	0	0	0	6,094
Indiana Wesleyan University	1,547	1,250	1,295	1,516	5,608	113	0	2,208	7,929	0	0	0	0	7,929
Ivy Tech State College	29,464	8,655	0	0	38,119	13,237	0	0	51,356	0	0	0	0	51,356
Ivy Tech State Col - Bloomington ~	1,643	417	0	0	2,060	459	0	0	2,519	0	0	0	0	2,519
Ivy Tech State Col - Central Indiana	4,401	1,316	0	0	5,717	2,471	0	0	8,188	0	0	0	0	8,188
Ivy Tech State Col - Columbus	822	346	0	0	1,168	560	0	0	1,728	0	0	0	0	1,728
Ivy Tech State Col - East Central	2,804	605	0	0	3,409	883	0	0	4,292	0	0	0	0	4,292
Ivy Tech State Col - Kokomo	1,440	333	0	0	1,773	436	0	0	2,209	0	0	0	0	2,209
Ivy Tech State Col - Lafayette	2,300	536	0	0	2,836	1,512	0	0	4,348	0	0	0	0	4,348
Ivy Tech State Col - North Central	2,328	718	0	0	3,046	1,076	0	0	4,122	0	0	0	0	4,122
Ivy Tech State Col - Northeast	2,382	727	0	0	3,109	1,410	0	0	4,519	0	0	0	0	4,519
Ivy Tech State Col - Northwest	3,466	986	0	0	4,452	1,017	0	0	5,469	0	0	0	0	5,469
Ivy Tech State Col - South Central	1,314	437	0	0	1,751	375	0	0	2,126	0	0	0	0	2,126
Ivy Tech State Col - Southeast	911	309	0	0	1,220	381	0	0	1,601	0	0	0	0	1,601
Ivy Tech State Col - Southwest	2,524	806	0	0	3,330	1,359	0	0	4,689	0	0	0	0	4,689
Ivy Tech State Col - Wabash Valley	2,330	800	0	0	3,130	845	0	0	3,975	0	0	0	0	3,975
Ivy Tech State Col - Whitewater	799	319	0	0	1,118	453	0	0	1,571	0	0	0	0	1,571

~ The Bloomington campus, new as of Spring 2001, was previously reported in the Columbus region enrollment.

* Students enrolled in Indiana University Programs only.

** Students enrolled in Indiana University and Purdue University Programs.

*** Students enrolled in Purdue University Programs only.

TABLE I (continued)
DEGREE CREDIT ENROLLMENT OF RESIDENT AND EXTENSION STUDENTS
FALL SESSION 2001-2002

	<i>RESIDENT</i>								<i>EXTENSION</i>				<i>GRAND TOTAL</i>	
	<i>FRESH</i>	<i>SOPH</i>	<i>JUNIOR</i>	<i>SENIOR</i>	<i>TOTAL</i>	<i>UNGRAD</i>	<i>UNCLASS</i>	<i>PROF</i>	<i>GRAD</i>	<i>TOTAL</i>	<i>UNGRAD</i>	<i>UNCLASS</i>		<i>GRAD/PROF</i>
Manchester College	380	295	223	215	1,113	30	0	17	1,160	0	0	0	0	1,160
Marian College	449	341	198	187	1,175	85	0	0	1,260	0	0	0	0	1,260
Martin University	319	86	64	60	529	1	0	65	595	0	0	0	0	595
Oakland City College	468	222	168	126	984	13	21	120	1,138	536	0	165	701	1,839
Purdue University	16,714	12,036	9,207	9,624	47,581	1,554	878	7,482	57,495	0	1	12	13	57,508
IU-PU At Fort Wayne ***	2,852	990	513	358	4,713	186	0	131	5,030	0	0	0	0	5,030
Purdue University - Calumet	3,537	1,401	1,214	1,496	7,648	472	0	983	9,103	0	0	0	0	9,103
Purdue University - North Central	1,924	981	198	223	3,326	142	0	25	3,493	0	0	0	0	3,493
Purdue University - Tech. Statewide	632	473	140	81	1,326	335	0	0	1,661	0	0	0	0	1,661
Purdue University - West Lafayette	7,769	8,191	7,142	7,466	30,568	419	878	6,343	38,208	0	1	12	13	38,221
Rose-Hulman Institute Of Technology	433	425	379	335	1,572	5	0	81	1,658	0	0	91	91	1,749
Saint Joseph's College	277	208	182	196	863	51	0	0	914	0	0	0	0	914
Saint Mary-Of-The-Woods	391	268	311	232	1,202	7	0	118	1,327	0	175	0	175	1,502
Saint Mary's College	470	357	349	310	1,486	37	0	0	1,523	73	24	0	97	1,620
Saint Meinrad School Of Theology	0	0	0	0	0	21	81	36	138	0	0	0	0	138
Taylor University	753	560	494	500	2,307	62	0	0	2,369	0	0	0	0	2,369
Taylor University - Fort Wayne	206	107	75	75	463	48	0	0	511	0	0	0	0	511
Taylor University - Upland	547	453	419	425	1,844	14	0	0	1,858	0	0	0	0	1,858
Tri-State University	547	275	325	287	1,434	25	0	0	1,459	0	0	0	0	1,459
Tri-State University - Angola	468	256	279	241	1,244	24	0	0	1,268	0	0	0	0	1,268
Tri-State University - Fort Wayne	47	4	22	27	100	0	0	0	100	0	0	0	0	100
Tri-State University - South Bend	32	15	24	19	90	1	0	0	91	0	0	0	0	91
University Of Evansville	652	557	512	563	2,284	257	0	13	2,554	69	63	0	132	2,686
University Of Indianapolis	976	675	565	575	2,791	67	0	631	3,489	0	0	0	0	3,489
University Of Notre Dame	2,038	2,024	2,038	2,104	8,204	121	562	2,167	11,054	0	0	0	0	11,054
University Of Saint Francis	672	301	250	227	1,450	27	0	191	1,668	0	0	0	0	1,668
University Of Southern Indiana	3,689	1,595	1,426	1,677	8,387	396	0	579	9,362	0	0	0	0	9,362
Valparaiso University	717	703	664	724	2,808	64	461	199	3,532	0	0	0	0	3,532
Vincennes University	4,622	2,103	0	0	6,725	0	0	0	6,725	1,742	0	0	1,742	8,467
Vincennes University - Fort Harrison	5	0	0	0	5	0	0	0	5	98	0	0	98	103
Vincennes University - Jasper	481	285	0	0	766	0	0	0	766	450	0	0	450	1,216
Vincennes University - Vincennes	4,136	1,818	0	0	5,954	0	0	0	5,954	1,194	0	0	1,194	7,148
Wabash College	233	210	232	167	842	7	0	0	849	0	0	0	0	849
GRAND TOTAL	106,292	62,824	40,886	45,944	255,946	24,442	5,737	31,327	317,452	3,660	1,866	1,136	6,662	324,114

~ The Bloomington campus, new as of Spring 2001, was previously reported in the Columbus region enrollment.

* Students enrolled in Indiana University Programs only.

** Students enrolled in Indiana University and Purdue University Programs.

*** Students enrolled in Purdue University Programs only.

TABLE II
DEGREE CREDIT ENROLLMENT OF RESIDENT AND EXTENSION STUDENTS
FALL SESSION 2002-2003

	<i>RESIDENT</i>									<i>EXTENSION</i>				<i>GRAND TOTAL</i>
	<i>FRESH</i>	<i>SOPH</i>	<i>JUNIOR</i>	<i>SENIOR</i>	<i>TOTAL UNGRAD</i>	<i>UNCLASS</i>	<i>PROF</i>	<i>GRAD</i>	<i>TOTAL</i>	<i>UNGRAD</i>	<i>UNCLASS</i>	<i>GRAD/PROF</i>	<i>TOTAL</i>	
Ancilla College	368	141	0	0	509	56	0	0	565	0	0	0	0	565
Anderson University	736	428	478	474	2,116	56	76	252	2,500	0	0	0	0	2,500
Associated Mennonite Biblical Seminary	0	0	0	0	0	27	86	45	158	0	0	12	12	170
Ball State University	5,242	4,046	3,282	3,152	15,722	225	0	2,112	18,059	1,140	77	940	2,157	20,216
Bethel College	427	377	344	397	1,545	89	0	112	1,746	0	0	0	0	1,746
Butler University	1,155	841	808	712	3,516	16	155	703	4,390	0	1,539	0	1,539	5,929
Calumet College Of Saint Joseph	252	163	252	342	1,009	68	0	64	1,141	0	0	0	0	1,141
Christian Theological Seminary	0	0	0	0	0	57	130	109	296	0	0	0	0	296
Davenport College	241	161	80	77	559	4	0	1	564	112	0	0	112	676
DePauw University	699	619	446	402	2,166	45	0	0	2,211	125	2	0	127	2,338
Earlham College	320	269	235	217	1,041	39	45	42	1,167	0	0	0	0	1,167
Franklin College Of Indiana	343	232	236	213	1,024	0	0	0	1,024	0	24	0	24	1,048
Goshen College	245	190	190	245	870	71	0	0	941	0	0	0	0	941
Grace College	293	210	175	264	942	77	27	28	1,074	182	0	24	206	1,280
Hanover College	310	264	210	258	1,042	8	0	0	1,050	0	0	0	0	1,050
Holy Cross College	333	166	0	0	499	3	0	0	502	0	0	0	0	502
Huntington College	299	194	197	211	901	32	0	44	977	0	0	0	0	977
Indiana Institute Of Technology	1,099	616	543	422	2,680	16	0	339	3,035	0	0	0	0	3,035
Indiana State University	4,627	1,913	1,659	1,798	9,997	0	0	1,717	11,714	0	0	0	0	11,714
Indiana University	23,312	19,979	13,826	18,471	75,588	6,922	3,324	12,876	98,710	0	0	0	0	98,710
Indiana University - Bloomington	8,047	7,312	6,604	7,805	29,768	1,497	934	6,704	38,903	0	0	0	0	38,903
Indiana University - East	1,010	581	249	360	2,200	280	0	1	2,481	0	0	0	0	2,481
Indiana University - Kokomo	954	720	308	391	2,373	274	0	125	2,772	0	0	0	0	2,772
Indiana University - Northwest	1,409	1,133	457	760	3,759	778	0	356	4,893	0	0	0	0	4,893
Indiana University - South Bend	1,946	1,575	929	1,289	5,739	757	0	961	7,457	0	0	0	0	7,457
Indiana University - Southeast	1,816	1,314	1,045	1,239	5,414	588	0	714	6,716	0	0	0	0	6,716
IU-PU At Indianapolis**	6,078	5,884	3,413	5,315	20,690	2,523	2,390	3,422	29,025	0	0	0	0	29,025
IU-PU Fort Wayne*	2,052	1,460	821	1,312	5,645	225	0	593	6,463	0	0	0	0	6,463
Indiana Wesleyan University	1,565	1,363	1,351	1,775	6,054	147	0	2,561	8,762	0	0	0	0	8,762
Ivy Tech State College	34,105	10,243	0	0	44,348	11,997	0	0	56,345	0	0	0	0	56,345
Ivy Tech State Col - Bloomington	1,886	505	0	0	2,391	272	0	0	2,663	0	0	0	0	2,663
Ivy Tech State Col - Central Indiana	5,847	1,664	0	0	7,511	2,196	0	0	9,707	0	0	0	0	9,707
Ivy Tech State Col - Columbus	1,056	317	0	0	1,373	479	0	0	1,852	0	0	0	0	1,852
Ivy Tech State Col - East Central	3,173	798	0	0	3,971	676	0	0	4,647	0	0	0	0	4,647
Ivy Tech State Col - Kokomo	1,597	354	0	0	1,951	432	0	0	2,383	0	0	0	0	2,383
Ivy Tech State Col - Lafayette	2,694	685	0	0	3,379	1,423	0	0	4,802	0	0	0	0	4,802
Ivy Tech State Col - North Central	2,425	827	0	0	3,252	1,069	0	0	4,321	0	0	0	0	4,321
Ivy Tech State Col - Northeast	2,970	913	0	0	3,883	1,332	0	0	5,215	0	0	0	0	5,215
Ivy Tech State Col - Northwest	3,488	1,293	0	0	4,781	869	0	0	5,650	0	0	0	0	5,650
Ivy Tech State Col - South Central	1,928	484	0	0	2,412	398	0	0	2,810	0	0	0	0	2,810
Ivy Tech State Col - Southeast	1,058	309	0	0	1,367	390	0	0	1,757	0	0	0	0	1,757
Ivy Tech State Col - Southwest	2,641	943	0	0	3,584	1,145	0	0	4,729	0	0	0	0	4,729
Ivy Tech State Col - Wabash Valley	2,492	802	0	0	3,294	1,011	0	0	4,305	0	0	0	0	4,305
Ivy Tech State Col - Whitewater	850	349	0	0	1,199	305	0	0	1,504	0	0	0	0	1,504

* Students enrolled in Indiana University Programs only.

** Students enrolled in Indiana University and Purdue University Programs.

*** Students enrolled in Purdue University Programs only.

TABLE II (continued)
DEGREE CREDIT ENROLLMENT OF RESIDENT AND EXTENSION STUDENTS
FALL SESSION 2002-2003

	<i>RESIDENT</i>									<i>EXTENSION</i>				<i>GRAND TOTAL</i>
	<i>FRESH</i>	<i>SOPH</i>	<i>JUNIOR</i>	<i>SENIOR</i>	<i>TOTAL UNGRAD</i>	<i>UNCLASS</i>	<i>PROF</i>	<i>GRAD</i>	<i>TOTAL</i>	<i>UNGRAD</i>	<i>UNCLASS</i>	<i>GRAD/PROF</i>	<i>TOTAL</i>	
Manchester College	358	274	241	223	1,096	27	0	13	1,136	0	0	0	0	1,136
Marian College	562	354	204	223	1,343	69	0	15	1,427	0	0	0	0	1,427
Martin University	321	98	53	82	554	0	0	72	626	0	0	0	0	626
Oakland City College	465	221	176	155	1,017	11	28	112	1,168	580	14	153	747	1,915
Purdue University	15,813	12,495	9,283	9,979	47,570	1,582	899	7,877	57,928	0	0	0	0	57,928
IU-PU At Fort Wayne ***	2,813	1,231	517	379	4,940	196	0	155	5,291	0	0	0	0	5,291
Purdue University - Calumet	3,252	1,500	1,164	1,558	7,474	446	0	943	8,863	0	0	0	0	8,863
Purdue University - North Central	1,908	1,012	245	267	3,432	203	0	22	3,657	0	0	0	0	3,657
Purdue University - Tech. Statewide	585	440	176	87	1,288	265	0	0	1,553	0	0	0	0	1,553
Purdue University - West Lafayette	7,255	8,312	7,181	7,688	30,436	472	899	6,757	38,564	0	0	0	0	38,564
Rose-Hulman Institute Of Technology	461	395	389	396	1,641	5	0	166	1,812	0	0	0	0	1,812
Saint Joseph's College	375	186	157	195	913	59	0	2	974	0	0	0	0	974
Saint Mary-Of-The-Woods	417	311	326	285	1,339	156	0	117	1,612	0	0	0	0	1,612
Saint Mary's College	409	347	365	346	1,467	25	0	0	1,492	76	3	0	79	1,571
Saint Meinrad School Of Theology	0	0	0	0	0	26	79	37	142	0	2	14	16	158
Taylor University	758	555	520	535	2,368	133	0	0	2,501	0	0	0	0	2,501
Taylor University - Fort Wayne	226	120	99	73	518	115	0	0	633	0	0	0	0	633
Taylor University - Upland	532	435	421	462	1,850	18	0	0	1,868	0	0	0	0	1,868
Tri-State University	552	259	300	346	1,457	20	0	0	1,477	0	0	0	0	1,477
Tri-State University - Angola	450	234	258	306	1,248	19	0	0	1,267	0	0	0	0	1,267
Tri-State University - Fort Wayne	53	9	23	22	107	1	0	0	108	0	0	0	0	108
Tri-State University - South Bend	49	16	19	18	102	0	0	0	102	0	0	0	0	102
University Of Evansville	753	494	444	558	2,249	273	0	68	2,590	50	28	0	78	2,668
University Of Indianapolis	964	683	567	600	2,814	62	0	907	3,783	0	0	0	0	3,783
University Of Notre Dame	1,951	2,106	2,035	2,157	8,249	152	595	2,315	11,311	0	0	0	0	11,311
University Of Saint Francis	634	359	227	231	1,451	62	0	186	1,699	0	0	0	0	1,699
University Of Southern Indiana	3,739	1,613	1,606	1,704	8,662	336	0	677	9,675	0	0	0	0	9,675
Valparaiso University	818	667	634	761	2,880	30	513	238	3,661	0	0	0	0	3,661
Vincennes University	4,017	2,289	0	0	6,306	0	0	0	6,306	1,893	0	0	1,893	8,199
Vincennes University - Fort Harrison	0	0	0	0	0	0	0	0	0	122	0	0	122	122
Vincennes University - Jasper	495	292	0	0	787	0	0	0	787	491	0	0	491	1,278
Vincennes University - Vincennes	3,522	1,997	0	0	5,519	0	0	0	5,519	1,280	0	0	1,280	6,799
Wabash College	271	203	204	227	905	7	0	0	912	0	0	0	0	912
GRAND TOTAL	109,609	66,324	42,043	48,433	266,409	22,990	5,957	33,807	329,163	4,158	1,689	1,143	6,990	336,153

* Students enrolled in Indiana University Programs only.

** Students enrolled in Indiana University and Purdue University Programs.

*** Students enrolled in Purdue University Programs only.

TABLE III
COMPARISON OF RESIDENT AND EXTENSION DEGREE CREDIT ENROLLMENT
FALL SESSION 2001-2002 TO FALL SESSION 2002-2003

	<i>RESIDENT</i>									<i>EXTENSION</i>				<i>GRAND TOTAL</i>
	<i>FRESH</i>	<i>SOPH</i>	<i>JUNIOR</i>	<i>SENIOR</i>	<i>TOTAL UNGRAD</i>	<i>UNCLASS</i>	<i>PROF</i>	<i>GRAD</i>	<i>TOTAL</i>	<i>UNGRAD</i>	<i>UNCLASS</i>	<i>GRAD/PROF</i>	<i>TOTAL</i>	
Ancilla College	11	23	0	0	34	27	0	0	61	0	0	0	0	61
Anderson University	61	-19	-28	16	30	29	6	14	79	0	0	0	0	79
Associated Mennonite Biblical Seminary	0	0	0	0	0	27	11	-44	-6	0	0	12	12	6
Ball State University	233	-26	112	108	427	-89	0	59	397	195	16	120	331	728
Bethel College	24	7	-5	46	72	21	0	-7	86	0	0	0	0	86
Butler University	85	48	-8	8	133	-129	4	140	148	0	-2	0	-2	146
Calumet College Of Saint Joseph	-16	-22	-25	89	26	51	0	64	141	0	0	0	0	141
Christian Theological Seminary	0	0	0	0	0	1	14	1	16	0	0	0	0	16
Davenport College	0	1	5	37	43	-8	0	1	36	-9	-1	0	-10	26
DePauw University	53	21	-65	-19	-10	2	0	0	-8	125	2	0	127	119
Earlham College	15	0	2	-29	-12	14	-2	22	22	0	0	0	0	22
Franklin College Of Indiana	15	-19	55	-21	30	-34	0	0	-4	0	24	0	24	20
Goshen College	-26	14	-24	-34	-70	27	0	0	-43	0	0	0	0	-43
Grace College	-5	4	-25	28	2	-9	6	-16	-17	8	0	-24	-16	-33
Hanover College	-19	-7	-58	28	-56	-5	0	0	-61	0	0	0	0	-61
Holy Cross College	-53	4	0	0	-49	-7	0	0	-56	0	0	0	0	-56
Huntington College	15	-13	-40	4	-34	-5	0	11	-28	0	0	0	0	-28
Indiana Institute Of Technology	-43	49	155	49	210	10	0	59	279	0	0	0	0	279
Indiana State University	-74	175	67	95	263	0	0	130	393	0	0	0	0	393
Indiana University	-456	891	839	931	2,205	-374	70	590	2,491	0	0	0	0	2,491
Indiana University - Bloomington	245	-141	433	106	643	3	36	258	940	0	0	0	0	940
Indiana University - East	13	-6	46	-18	35	-23	0	0	12	0	0	0	0	12
Indiana University - Kokomo	-24	89	20	13	98	-62	0	-5	31	0	0	0	0	31
Indiana University - Northwest	141	73	-11	71	274	15	0	-35	254	0	0	0	0	254
Indiana University - South Bend	-88	163	5	54	134	-100	0	6	40	0	0	0	0	40
Indiana University - Southeast	51	23	105	68	247	-82	0	-6	159	0	0	0	0	159
IU-PU At Indianapolis**	-408	243	197	358	390	-89	34	351	686	0	0	0	0	686
IU-PU Fort Wayne*	-386	447	44	279	384	-36	0	21	369	0	0	0	0	369
Indiana Wesleyan University	18	113	56	259	446	34	0	353	833	0	0	0	0	833
Ivy Tech State College	4,641	1,588	0	0	6,229	-1,240	0	0	4,989	0	0	0	0	4,989
Ivy Tech State Col - Bloomington	243	88	0	0	331	-187	0	0	144	0	0	0	0	144
Ivy Tech State Col - Central Indiana	1,446	348	0	0	1,794	-275	0	0	1,519	0	0	0	0	1,519
Ivy Tech State Col - Columbus	553	140	0	0	693	35	0	0	728	0	0	0	0	728
Ivy Tech State Col - East Central	369	193	0	0	562	-207	0	0	355	0	0	0	0	355
Ivy Tech State Col - Kokomo	157	21	0	0	178	-4	0	0	174	0	0	0	0	174
Ivy Tech State Col - Lafayette	394	149	0	0	543	-89	0	0	454	0	0	0	0	454
Ivy Tech State Col - North Central	97	109	0	0	206	-7	0	0	199	0	0	0	0	199
Ivy Tech State Col - Northeast	588	186	0	0	774	-78	0	0	696	0	0	0	0	696
Ivy Tech State Col - Northwest	22	307	0	0	329	-148	0	0	181	0	0	0	0	181
Ivy Tech State Col - South Central	614	47	0	0	661	23	0	0	684	0	0	0	0	684
Ivy Tech State Col - Southeast	147	0	0	0	147	9	0	0	156	0	0	0	0	156
Ivy Tech State Col - Southwest	117	137	0	0	254	-214	0	0	40	0	0	0	0	40
Ivy Tech State Col - Wabash Valley	162	2	0	0	164	166	0	0	330	0	0	0	0	330
Ivy Tech State Col - Whitewater	51	30	0	0	81	-148	0	0	-67	0	0	0	0	-67

* Students enrolled in Indiana University Programs only.

** Students enrolled in Indiana University and Purdue University Programs.

*** Students enrolled in Purdue University Programs only.

TABLE III (continued)
COMPARISON OF RESIDENT AND EXTENSION DEGREE CREDIT ENROLLMENT
FALL SESSION 2001-2002 TO FALL SESSION 2002-2003

	<i>RESIDENT</i>									<i>EXTENSION</i>				<i>GRAND TOTAL</i>
	<i>FRESH</i>	<i>SOPH</i>	<i>JUNIOR</i>	<i>SENIOR</i>	<i>TOTAL UNGRAD</i>	<i>UNCLASS</i>	<i>PROF</i>	<i>GRAD</i>	<i>TOTAL</i>	<i>UNGRAD</i>	<i>UNCLASS</i>	<i>GRAD/PROF</i>	<i>TOTAL</i>	
Manchester College	-22	-21	18	8	-17	-3	0	-4	-24	0	0	0	0	-24
Marian College	113	13	6	36	168	-16	0	15	167	0	0	0	0	167
Martin University	2	12	-11	22	25	-1	0	7	31	0	0	0	0	31
Oakland City College	-3	-1	8	29	33	-2	7	-8	30	44	14	-12	46	76
Purdue University	-901	459	76	355	-11	28	21	395	433	0	-1	-12	-13	420
IU-PU At Fort Wayne ***	-39	241	4	21	227	10	0	24	261	0	0	0	0	261
Purdue University - Calumet	-285	99	-50	62	-174	-26	0	-40	-240	0	0	0	0	-240
Purdue University - North Central	-16	31	47	44	106	61	0	-3	164	0	0	0	0	164
Purdue University - Tech, Statewide	-47	-33	36	6	-38	-70	0	0	-108	0	0	0	0	-108
Purdue University - West Lafayette	-514	121	39	222	-132	53	21	414	356	0	-1	-12	-13	343
Rose-Hulman Institute Of Technology	28	-30	10	61	69	0	0	85	154	0	0	-91	-91	63
Saint Joseph's College	98	-22	-25	-1	50	8	0	2	60	0	0	0	0	60
Saint Mary-Of-The-Woods	26	43	15	53	137	149	0	-1	285	0	-175	0	-175	110
Saint Mary's College	-61	-10	16	36	-19	-12	0	0	-31	3	-21	0	-18	-49
Saint Meinrad School Of Theology	0	0	0	0	0	5	-2	1	4	0	2	14	16	20
Taylor University	5	-5	26	35	61	71	0	0	132	0	0	0	0	132
Taylor University - Fort Wayne	20	13	24	-2	55	67	0	0	122	0	0	0	0	122
Taylor University- Upland	-15	-18	2	37	6	4	0	0	10	0	0	0	0	10
Tri-State University	5	-16	-25	59	23	-5	0	0	18	0	0	0	0	18
Tri-State University - Angola	-18	-22	-21	65	4	-5	0	0	-1	0	0	0	0	-1
Tri-State University - Fort Wayne	6	5	1	-5	7	1	0	0	8	0	0	0	0	8
Tri-State University - South Bend	17	1	-5	-1	12	-1	0	0	11	0	0	0	0	11
University Of Evansville	101	-63	-68	-5	-35	16	0	55	36	-19	-35	0	-54	-18
University Of Indianapolis	-12	8	2	25	23	-5	0	276	294	0	0	0	0	294
University Of Notre Dame	-87	82	-3	53	45	31	33	148	257	0	0	0	0	257
University Of Saint Francis	-38	58	-23	4	1	35	0	-5	31	0	0	0	0	31
University Of Southern Indiana	50	18	180	27	275	-60	0	98	313	0	0	0	0	313
Valparaiso University	101	-36	-30	37	72	-34	52	39	129	0	0	0	0	129
Vincennes University	-605	186	0	0	-419	0	0	0	-419	151	0	0	151	-268
Vincennes University - Fort Harrison	-5	0	0	0	-5	0	0	0	-5	24	0	0	24	19
Vincennes University - Jasper	14	7	0	0	21	0	0	0	21	41	0	0	41	62
Vincennes University - Vincennes	-614	179	0	0	-435	0	0	0	-435	86	0	0	86	-349
Wabash College	38	-7	-28	60	63	0	0	0	63	0	0	0	0	63
GRAND TOTAL	3,317	3,500	1,157	2,489	10,463	-1,452	220	2,480	11,711	498	-177	7	328	12,039

* Students enrolled in Indiana University Programs only.

** Students enrolled in Indiana University and Purdue University Programs.

*** Students enrolled in Purdue University Programs only.

**TABLE IV
DEGREE CREDIT ENROLLMENT OF RESIDENT MEN AND WOMEN
FALL SESSION 2002-2003**

	<i>TOTAL</i>																	
	<i>FRESHMAN</i>		<i>SOPHOMORE</i>		<i>JUNIOR</i>		<i>SENIOR</i>		<i>UNDERGRAD</i>		<i>UNCLASSIFIED</i>		<i>PROFESSIONAL</i>		<i>GRADUATE</i>		<i>TOTAL RESIDENT</i>	
	MEN	WOMEN	MEN	WOMEN	MEN	WOMEN	MEN	WOMEN	MEN	WOMEN	MEN	WOMEN	MEN	WOMEN	MEN	WOMEN	MEN	WOMEN
Ancilla College	121	247	50	91	0	0	0	0	171	338	8	48	0	0	0	0	179	386
Anderson University	336	400	176	252	205	273	167	307	884	1,232	30	26	47	29	123	129	1,084	1,416
Associated Mennonite Biblical Seminary	0	0	0	0	0	0	0	0	0	0	15	12	31	55	17	28	63	95
Ball State University	2,350	2,892	1,789	2,257	1,424	1,858	1,402	1,750	6,965	8,757	101	124	0	0	879	1,233	7,945	10,114
Bethel College	159	268	132	245	125	219	140	257	556	989	32	57	0	0	69	43	657	1,089
Butler University	431	724	313	528	291	517	282	430	1,317	2,199	5	11	35	120	337	366	1,694	2,696
Calumet College Of Saint Joseph	96	156	50	113	89	163	152	190	387	622	29	39	0	0	49	15	465	676
Christian Theological Seminary	0	0	0	0	0	0	0	0	0	0	24	33	63	67	39	70	126	170
Davenport College	39	202	26	135	7	73	14	63	86	473	1	3	0	0	0	1	87	477
DePauw University	323	376	273	346	202	244	170	232	968	1,198	16	29	0	0	0	0	984	1,227
Earlham College	150	170	112	157	103	132	94	123	459	582	14	25	20	25	13	29	506	661
Franklin College Of Indiana	156	187	97	135	94	142	108	105	455	569	0	0	0	0	0	0	455	569
Goshen College	101	144	83	107	64	126	86	159	334	536	14	57	0	0	0	0	348	593
Grace College	122	171	84	126	64	111	113	151	383	559	51	26	26	1	8	20	468	606
Hanover College	153	157	129	135	83	127	113	145	478	564	4	4	0	0	0	0	482	568
Holy Cross College	188	145	101	65	0	0	0	0	289	210	2	1	0	0	0	0	291	211
Huntington College	120	179	77	117	100	97	83	128	380	521	14	18	0	0	36	8	430	547
Indiana Institute Of Technology	519	580	264	352	246	297	175	247	1,204	1,476	14	2	0	0	199	140	1,417	1,618
Indiana State University	2,304	2,323	911	1,002	778	881	818	980	4,811	5,186	0	0	0	0	765	952	5,576	6,138
Indiana University	9,617	13,695	8,115	11,864	5,711	8,115	7,659	10,812	31,102	44,486	2,580	4,342	1,823	1,501	5,742	7,134	41,247	57,463
Indiana University - Bloomington	3,671	4,376	3,542	3,770	3,171	3,433	3,748	4,057	14,132	15,636	585	912	481	453	3,358	3,346	18,556	20,347
Indiana University - East	335	675	154	427	61	188	91	269	641	1,559	96	184	0	0	1	0	738	1,743
Indiana University - Kokomo	310	644	164	556	89	219	107	284	670	1,703	123	151	0	0	49	76	842	1,930
Indiana University - Northwest	426	983	286	847	137	320	236	524	1,085	2,674	260	518	0	0	117	239	1,462	3,431
Indiana University - South Bend	761	1,185	538	1,037	322	607	445	844	2,066	3,673	288	469	0	0	352	609	2,706	4,751
Indiana University - Southeast	705	1,111	477	837	364	681	451	788	1,997	3,417	228	360	0	0	252	462	2,477	4,239
IU-PU At Indianapolis**	2,544	3,534	2,425	3,459	1,268	2,145	2,119	3,196	8,356	12,334	939	1,584	1,342	1,048	1,391	2,031	12,028	16,997
IU-PU Fort Wayne*	865	1,187	529	931	299	522	462	850	2,155	3,490	61	164	0	0	222	371	2,438	4,025
Indiana Wesleyan University	596	969	461	902	495	856	659	1,116	2,211	3,843	64	83	0	0	1,092	1,469	3,367	5,395
Ivy Tech State College	13,201	20,904	4,610	5,633	0	0	0	0	17,811	26,537	6,052	5,945	0	0	0	0	23,863	32,482
Ivy Tech State Col - Bloomington	736	1,150	201	304	0	0	0	0	937	1,454	118	154	0	0	0	0	1,055	1,608
Ivy Tech State Col - Central Indiana	2,311	3,536	901	763	0	0	0	0	3,212	4,299	1,022	1,174	0	0	0	0	4,234	5,473
Ivy Tech State Col - Columbus	300	756	104	213	0	0	0	0	404	969	196	283	0	0	0	0	600	1,252
Ivy Tech State Col - East Central	1,098	2,075	231	567	0	0	0	0	1,329	2,642	293	383	0	0	0	0	1,622	3,025
Ivy Tech State Col - Kokomo	547	1,050	183	171	0	0	0	0	730	1,221	220	212	0	0	0	0	950	1,433
Ivy Tech State Col - Lafayette	1,095	1,599	255	430	0	0	0	0	1,350	2,029	1,019	404	0	0	0	0	2,369	2,433
Ivy Tech State Col - North Central	905	1,520	420	407	0	0	0	0	1,325	1,927	504	565	0	0	0	0	1,829	2,492
Ivy Tech State Col - Northeast	1,118	1,852	406	507	0	0	0	0	1,524	2,359	668	664	0	0	0	0	2,192	3,023
Ivy Tech State Col - Northwest	1,449	2,039	688	605	0	0	0	0	2,137	2,644	414	455	0	0	0	0	2,551	3,099
Ivy Tech State Col - South Central	1,034	894	181	303	0	0	0	0	1,215	1,197	197	201	0	0	0	0	1,412	1,398
Ivy Tech State Col - Southeast	286	772	71	238	0	0	0	0	357	1,010	139	251	0	0	0	0	496	1,261
Ivy Tech State Col - Southwest	1,145	1,496	511	432	0	0	0	0	1,656	1,928	510	635	0	0	0	0	2,166	2,563

* Students enrolled in Indiana University Programs only.

** Students enrolled in Indiana University and Purdue University Programs.

*** Students enrolled in Purdue University Programs only.

Vincennes University- Fort Harrison had no resident degree credit enrollment.

TABLE IV (continued)
DEGREE CREDIT ENROLLMENT OF RESIDENT MEN AND WOMEN
FALL SESSION 2002-2003

	<i>FRESHMAN</i>		<i>SOPHOMORE</i>		<i>JUNIOR</i>		<i>SENIOR</i>		<i>TOTAL UNDERGRAD</i>		<i>UNCLASSIFIED</i>		<i>PROFESSIONAL</i>		<i>GRADUATE</i>		<i>TOTAL RESIDENT</i>	
	MEN	WOMEN	MEN	WOMEN	MEN	WOMEN	MEN	WOMEN	MEN	WOMEN	MEN	WOMEN	MEN	WOMEN	MEN	WOMEN	MEN	WOMEN
Ivy Tech State Col - Wabash Valley	953	1,539	387	415	0	0	0	0	1,340	1,954	647	364	0	0	0	0	1,987	2,318
Ivy Tech State Col - Whitewater	224	626	71	278	0	0	0	0	295	904	105	200	0	0	0	0	400	1,104
Manchester College	160	198	129	145	99	142	90	133	478	618	7	20	0	0	7	6	492	644
Marian College	168	394	64	290	59	145	58	165	349	994	12	57	0	0	4	11	365	1,062
Martin University	82	239	24	74	12	41	23	59	141	413	0	0	0	0	25	47	166	460
Oakland City College	231	234	122	99	76	100	60	95	489	528	2	9	24	4	55	57	570	598
Purdue University	8,224	7,589	6,942	5,553	5,138	4,145	5,530	4,449	25,834	21,736	764	818	242	657	4,670	3,207	31,510	26,418
IU-PU At Fort Wayne ***	1,315	1,498	531	700	277	240	189	190	2,312	2,628	94	102	0	0	79	76	2,485	2,806
Purdue University - Calumet	1,421	1,831	645	855	513	651	696	862	3,275	4,199	222	224	0	0	334	609	3,831	5,032
Purdue University - North Central	804	1,104	438	574	71	174	85	182	1,398	2,034	88	115	0	0	3	19	1,489	2,168
Purdue University - Tech. Statewide	438	147	331	109	125	51	58	29	952	336	187	78	0	0	0	0	1,139	414
Purdue University - West Lafayette	4,246	3,009	4,997	3,315	4,152	3,029	4,502	3,186	17,897	12,539	173	299	242	657	4,254	2,503	22,566	15,998
Rose-Hulman Institute Of Technology	378	83	307	88	322	67	338	58	1,345	296	5	0	0	0	141	25	1,491	321
Saint Joseph's College	135	240	78	108	76	81	101	94	390	523	21	38	0	0	0	2	411	563
Saint Mary-Of-The-Woods	0	417	0	311	0	326	0	285	0	1,339	8	148	0	0	15	102	23	1,589
Saint Mary's College	0	409	0	347	0	365	0	346	0	1,467	1	24	0	0	0	0	1	1,491
Saint Meinrad School Of Theology	0	0	0	0	0	0	0	0	0	0	14	12	79	0	14	23	107	35
Taylor University	346	412	255	300	239	281	250	285	1,090	1,278	31	102	0	0	0	0	1,121	1,380
Taylor University - Fort Wayne	94	132	51	69	36	63	28	45	209	309	24	91	0	0	0	0	233	400
Taylor University- Upland	252	280	204	231	203	218	222	240	881	969	7	11	0	0	0	0	888	980
Tri-State University	321	231	159	100	171	129	223	123	874	583	5	15	0	0	0	0	879	598
Tri-State University - Angola	295	155	151	83	152	106	208	98	806	442	5	14	0	0	0	0	811	456
Tri-State University - Fort Wayne	11	42	1	8	12	11	11	11	35	72	0	1	0	0	0	0	35	73
Tri-State University - South Bend	15	34	7	9	7	12	4	14	33	69	0	0	0	0	0	0	33	69
University Of Evansville	301	452	196	298	178	266	222	336	897	1,352	106	167	0	0	21	47	1,024	1,566
University Of Indianapolis	326	638	221	462	200	367	194	406	941	1,873	19	43	0	0	276	631	1,236	2,547
University Of Notre Dame	1,006	945	1,126	980	1,093	942	1,170	987	4,395	3,854	86	66	338	257	1,469	846	6,288	5,023
University Of Saint Francis	205	429	97	262	68	159	84	147	454	997	21	41	0	0	38	148	513	1,186
University Of Southern Indiana	1,564	2,175	647	966	609	997	633	1,071	3,453	5,209	127	209	0	0	197	480	3,777	5,898
Valparaiso University	395	423	316	351	274	360	373	388	1,358	1,522	10	20	265	248	73	165	1,706	1,955
Vincennes University	2,414	1,603	1,261	1,028	0	0	0	0	3,675	2,631	0	0	0	0	0	0	3,675	2,631
Vincennes University - Jasper	163	332	58	234	0	0	0	0	221	566	0	0	0	0	0	0	221	566
Vincennes University - Vincennes	2,251	1,271	1,203	794	0	0	0	0	3,454	2,065	0	0	0	0	0	0	3,454	2,065
Wabash College	271	0	203	0	204	0	227	0	905	0	7	0	0	0	0	0	912	0
GRAND TOTAL	47,609	62,000	30,000	36,324	18,899	23,144	21,811	26,622	118,319	148,090	10,316	12,674	2,993	2,964	16,373	17,434	148,001	181,162

* Students enrolled in Indiana University Programs only.

** Students enrolled in Indiana University and Purdue University Programs.

*** Students enrolled in Purdue University Programs only.

Vincennes University- Fort Harrison had no resident degree credit enrollment.

TABLE V
DEGREE CREDIT ENROLLMENT OF FULL- AND PART-TIME RESIDENT STUDENTS
FALL SESSION 2002-2003

	<i>TOTAL</i>																	
	<i>FRESHMAN</i>		<i>SOPHOMORE</i>		<i>JUNIOR</i>		<i>SENIOR</i>		<i>UNDERGRAD</i>		<i>UNCLASSIFIED</i>		<i>PROFESSIONAL</i>		<i>GRADUATE</i>		<i>TOTAL RESIDENT</i>	
	FULL TIME	PART TIME	FULL TIME	PART TIME	FULL TIME	PART TIME	FULL TIME	PART TIME	FULL TIME	PART TIME	FULL TIME	PART TIME	FULL TIME	PART TIME	FULL TIME	PART TIME	FULL TIME	PART TIME
Ancilla College	227	141	93	48	0	0	0	0	320	189	11	45	0	0	0	0	331	234
Anderson University	696	40	409	19	437	41	417	57	1,959	157	13	43	38	38	9	243	2,019	481
Associated Mennonite Biblical Seminary	0	0	0	0	0	0	0	0	0	0	3	24	40	46	24	21	67	91
Ball State University	5,114	128	3,790	256	3,041	241	2,658	494	14,603	1,119	108	117	0	0	1,043	1,069	15,754	2,305
Bethel College	329	98	310	67	282	62	284	113	1,205	340	3	86	0	0	16	96	1,224	522
Butler University	1,147	8	827	14	800	8	672	40	3,446	70	2	14	152	3	89	614	3,689	701
Calumet College Of Saint Joseph	150	102	79	84	79	173	67	275	375	634	47	21	0	0	0	64	422	719
Christian Theological Seminary	0	0	0	0	0	0	0	0	0	0	4	53	97	33	39	70	140	156
Davenport College	142	99	110	51	45	35	57	20	354	205	0	4	0	0	0	1	354	210
DePauw University	699	0	618	1	446	0	392	10	2,155	11	4	41	0	0	0	0	2,159	52
Earlham College	320	0	269	0	234	1	216	1	1,039	2	20	19	34	11	13	29	1,106	61
Franklin College Of Indiana	332	11	229	3	233	3	193	20	987	37	0	0	0	0	0	0	987	37
Goshen College	206	39	178	12	181	9	211	34	776	94	5	66	0	0	0	0	781	160
Grace College	288	5	208	2	169	6	232	32	897	45	14	63	19	8	5	23	935	139
Hanover College	310	0	263	1	210	0	257	1	1,040	2	4	4	0	0	0	0	1,044	6
Holy Cross College	321	12	155	11	0	0	0	0	476	23	0	3	0	0	0	0	476	26
Huntington College	263	36	174	20	181	16	190	21	808	93	3	29	0	0	3	41	814	163
Indiana Institute Of Technology	689	410	434	182	421	122	322	100	1,866	814	3	13	0	0	219	120	2,088	947
Indiana State University	3,932	695	1,741	172	1,448	211	1,428	370	8,549	1,448	0	0	0	0	659	1,058	9,208	2,506
Indiana University	17,384	5,928	14,536	5,443	10,898	2,928	12,817	5,654	55,635	19,953	803	6,119	2,896	428	5,507	7,369	64,841	33,869
Indiana University - Bloomington	7,874	173	7,058	254	6,361	243	7,029	776	28,322	1,446	245	1,252	821	113	4,152	2,552	33,540	5,363
Indiana University - East	529	481	294	287	152	97	178	182	1,153	1,047	21	259	0	0	0	1	1,174	1,307
Indiana University - Kokomo	536	418	359	361	183	125	210	181	1,288	1,085	6	268	0	0	31	94	1,325	1,447
Indiana University - Northwest	897	512	674	459	286	171	401	359	2,258	1,501	76	702	0	0	53	303	2,387	2,506
Indiana University - South Bend	1,135	811	925	650	539	390	642	647	3,241	2,498	56	701	0	0	205	756	3,502	3,955
Indiana University - Southeast	1,176	640	758	556	599	446	624	615	3,157	2,257	75	513	0	0	21	693	3,253	3,463
IU-PU At Indianapolis**	3,905	2,173	3,552	2,332	2,258	1,155	3,054	2,261	12,769	7,921	315	2,208	2,075	315	992	2,430	16,151	12,874
IU-PU Fort Wayne*	1,332	720	916	544	520	301	679	633	3,447	2,198	9	216	0	0	53	540	3,509	2,954
Indiana Wesleyan University	1,478	87	1,304	59	1,306	45	1,486	289	5,574	480	0	147	0	0	2,373	188	7,947	815
Ivy Tech State College	12,174	20,045	2,739	6,999	0	0	0	0	14,913	27,044	1,312	10,413	0	0	0	0	16,225	37,457
Ivy Tech State Col - Central Indiana	1,977	3,870	365	1,299	0	0	0	0	2,342	5,169	409	1,787	0	0	0	0	2,751	6,956
Ivy Tech State Col - Columbus	414	642	90	227	0	0	0	0	504	869	20	459	0	0	0	0	524	1,328
Ivy Tech State Col - East Central	1,574	1,599	312	486	0	0	0	0	1,886	2,085	86	590	0	0	0	0	1,972	2,675
Ivy Tech State Col - Kokomo	523	1,074	108	246	0	0	0	0	631	1,320	48	384	0	0	0	0	679	1,704
Ivy Tech State Col - Lafayette	1,361	1,333	260	425	0	0	0	0	1,621	1,758	216	1,207	0	0	0	0	1,837	2,965
Ivy Tech State Col - North Central	696	1,729	163	664	0	0	0	0	859	2,393	155	914	0	0	0	0	1,014	3,307
Ivy Tech State Col - Northeast	1,009	1,961	231	682	0	0	0	0	1,240	2,643	216	1,116	0	0	0	0	1,456	3,759
Ivy Tech State Col - Northwest	1,251	2,237	334	959	0	0	0	0	1,585	3,196	38	831	0	0	0	0	1,623	4,027
Ivy Tech State Col - South Central	489	1,439	154	330	0	0	0	0	643	1,769	31	367	0	0	0	0	674	2,136
Ivy Tech State Col - Southeast	458	600	99	210	0	0	0	0	557	810	8	382	0	0	0	0	565	1,192
Ivy Tech State Col - Southwest	915	1,726	246	697	0	0	0	0	1,161	2,423	38	1,107	0	0	0	0	1,199	3,530
Ivy Tech State Col - Wabash Valley	1,257	1,235	290	512	0	0	0	0	1,547	1,747	34	977	0	0	0	0	1,581	2,724
Ivy Tech State Col - Whitewater	250	600	87	262	0	0	0	0	337	862	13	292	0	0	0	0	350	1,154

* Students enrolled in Indiana University Programs only.

** Students enrolled in Indiana University and Purdue University Programs.

*** Students enrolled in Purdue University Programs only.

TABLE V (continued)
DEGREE CREDIT ENROLLMENT OF FULL- AND PART-TIME RESIDENT STUDENTS
FALL SESSION 2002-2003

	FRESHMAN		SOPHOMORE		JUNIOR		SENIOR		TOTAL UNDERGRAD		UNCLASSIFIED		PROFESSIONAL		GRADUATE		TOTAL RESIDENT	
	FULL	PART	FULL	PART	FULL	PART	FULL	PART	FULL	PART	FULL	PART	FULL	PART	FULL	PART	FULL	PART
	TIME	TIME	TIME	TIME	TIME	TIME	TIME	TIME	TIME	TIME	TIME	TIME	TIME	TIME	TIME	TIME	TIME	TIME
Manchester College	354	4	269	5	241	0	210	13	1,074	22	10	17	0	0	12	1	1,096	40
Marian College	370	192	240	114	173	31	179	44	962	381	4	65	0	0	15	0	981	446
Martin University	117	204	56	42	35	18	51	31	259	295	0	0	0	0	43	29	302	324
Oakland City College	445	20	214	7	171	5	146	9	976	41	2	9	2	26	1	111	981	187
Purdue University	11,707	4,106	10,172	2,323	8,074	1,209	8,100	1,879	38,053	9,517	84	1,498	880	19	4,722	3,155	43,739	14,189
IU-PU At Fort Wayne ***	1,663	1,150	629	602	276	241	157	222	2,725	2,215	12	184	0	0	29	126	2,766	2,525
Purdue University - Calumet	1,439	1,813	879	621	718	446	735	823	3,771	3,703	22	424	0	0	114	829	3,907	4,956
Purdue University - North Central	1,232	676	511	501	158	87	129	138	2,030	1,402	12	191	0	0	0	22	2,042	1,615
Purdue University - Tech. Statewide	229	356	161	279	43	133	21	66	454	834	7	258	0	0	0	0	461	1,092
Purdue University - West Lafayette	7,144	111	7,992	320	6,879	302	7,058	630	29,073	1,363	31	441	880	19	4,579	2,178	34,563	4,001
Rose-Hulman Institute Of Technology	461	0	395	0	389	0	396	0	1,641	0	5	0	0	0	166	0	1,812	0
Saint Joseph's College	301	74	161	25	155	2	191	4	808	105	4	55	0	0	0	2	812	162
Saint Mary-Of-The-Woods	159	258	97	214	75	251	99	186	430	909	2	154	0	0	0	117	432	1,180
Saint Mary's College	409	0	347	0	364	1	339	7	1,459	8	4	21	0	0	0	0	1,463	29
Saint Meinrad School Of Theology	0	0	0	0	0	0	0	0	0	0	1	25	79	0	5	32	85	57
Taylor University	704	54	533	22	509	11	493	42	2,239	129	6	127	0	0	0	0	2,245	256
Taylor University - Fort Wayne	176	50	101	19	90	9	57	16	424	94	0	115	0	0	0	0	424	209
Taylor University- Upland	528	4	432	3	419	2	436	26	1,815	35	6	12	0	0	0	0	1,821	47
Tri-State University	398	154	224	35	242	58	276	70	1,140	317	0	20	0	0	0	0	1,140	337
Tri-State University - Angola	385	65	220	14	234	24	271	35	1,110	138	0	19	0	0	0	0	1,110	157
Tri-State University - Fort Wayne	11	42	1	8	3	20	1	21	16	91	0	1	0	0	0	0	16	92
Tri-State University - South Bend	2	47	3	13	5	14	4	14	14	88	0	0	0	0	0	0	14	88
University Of Evansville	718	35	472	22	432	12	480	78	2,102	147	10	263	0	0	61	7	2,173	417
University Of Indianapolis	681	283	512	171	409	158	387	213	1,989	825	10	52	0	0	351	556	2,350	1,433
University Of Notre Dame	1,951	0	2,105	1	2,029	6	2,134	23	8,219	30	46	106	594	1	2,157	158	11,016	295
University Of Saint Francis	493	141	274	85	168	59	186	45	1,121	330	3	59	0	0	66	120	1,190	509
University Of Southern Indiana	3,251	488	1,346	267	1,275	331	1,123	581	6,995	1,667	45	291	0	0	106	571	7,146	2,529
Valparaiso University	769	49	645	22	601	33	703	58	2,718	162	10	20	467	46	84	154	3,279	382
Vincennes University	3,256	761	1,732	557	0	0	0	0	4,988	1,318	0	0	0	0	0	0	4,988	1,318
Vincennes University - Jasper	237	258	116	176	0	0	0	0	353	434	0	0	0	0	0	0	353	434
Vincennes University - Vincennes	3,019	503	1,616	381	0	0	0	0	4,635	884	0	0	0	0	0	0	4,635	884
Wabash College	271	0	203	0	204	0	225	2	903	2	1	6	0	0	0	0	904	8
GRAND TOTAL	73,016	34,707	48,463	17,356	35,957	6,086	37,617	10,816	195,053	68,965	2,606	20,112	5,298	659	17,788	16,019	220,745	105,755

* Students enrolled in Indiana University Programs only.

** Students enrolled in Indiana University and Purdue University Programs.

*** Students enrolled in Purdue University Programs only.

TABLE VI
FULL TIME EQUIVALENT OF DEGREE CREDIT RESIDENT ENROLLMENT
FALL SESSION 2002-2003

	<i>FRESHMAN</i>	<i>SOPHOMORE</i>	<i>JUNIOR</i>	<i>SENIOR</i>	<i>TOTAL UNDERGRAD</i>	<i>UNCLASSIFIED</i>	<i>PROFESSIONAL</i>	<i>GRADUATE</i>	<i>TOTAL</i>
Ancilla College	279	109	0	0	388	24	0	0	413
Anderson University	711	420	465	445	2,041	33	49	118	2,241
Associated Mennonite Biblical Seminary	0	0	0	0	0	9	51	29	90
Ball State University	5,139	3,918	3,162	2,754	14,973	123	0	1,368	16,464
Bethel College	377	342	308	332	1,359	30	0	51	1,440
Butler University	1,247	937	863	704	3,751	9	173	318	4,251
Calumet College Of Saint Joseph	171	107	155	180	613	45	0	32	690
Christian Theological Seminary	0	0	0	0	0	19	94	56	169
Davenport College	216	146	71	70	503	1	0	0	504
DePauw University	699	618	446	395	2,159	18	0	0	2,176
Earlham College	320	269	234	217	1,040	25	39	17	1,121
Franklin College Of Indiana	336	230	233	201	1,000	0	0	0	1,000
Goshen College	198	174	170	208	749	20	0	0	769
Grace College	282	217	183	248	930	27	17	18	993
Hanover College	310	264	210	258	1,042	5	0	0	1,047
Holy Cross College	330	160	0	0	490	0	0	0	490
Huntington College	286	193	196	195	870	10	0	20	900
Indiana Institute Of Technology	705	429	408	374	1,916	6	0	205	2,127
Indiana State University	4,191	1,805	1,546	1,545	9,087	0	0	961	10,047
Indiana University	18,764	16,115	11,729	14,733	61,344	2,529	3,321	8,167	75,359
Indiana University - Bloomington	8,005	7,209	6,462	7,359	29,035	546	898	5,057	35,535
Indiana University - East	657	382	182	241	1,462	87	0	1	1,550
Indiana University - Kokomo	633	484	213	268	1,598	76	0	67	1,741
Indiana University - Northwest	998	798	323	512	2,631	274	0	170	3,074
Indiana University - South Bend	1,328	1,084	640	847	3,900	257	0	454	4,611
Indiana University - Southeast	1,295	903	739	831	3,769	217	0	249	4,234
IU-PU At Indianapolis**	4,391	4,208	2,563	3,800	14,963	999	2,423	1,913	20,298
IU-PU Fort Wayne*	1,457	1,047	607	875	3,986	73	0	256	4,316
Indiana Wesleyan University	1,496	1,327	1,321	1,561	5,705	34	0	2,420	8,159
Ivy Tech State College	19,931	5,649	0	0	25,580	4,112	0	0	29,692
Ivy Tech State Col - Bloomington	1,181	306	0	0	1,487	87	0	0	1,574
Ivy Tech State Col - Central Indiana	3,302	861	0	0	4,163	885	0	0	5,048
Ivy Tech State Col - Columbus	613	174	0	0	787	133	0	0	920
Ivy Tech State Col - East Central	2,004	474	0	0	2,478	228	0	0	2,706
Ivy Tech State Col - Kokomo	884	188	0	0	1,072	147	0	0	1,219
Ivy Tech State Col - Lafayette	1,719	415	0	0	2,134	497	0	0	2,631
Ivy Tech State Col - North Central	1,311	444	0	0	1,755	412	0	0	2,167
Ivy Tech State Col - Northeast	1,640	477	0	0	2,117	518	0	0	2,635
Ivy Tech State Col - Northwest	2,062	715	0	0	2,777	263	0	0	3,040
Ivy Tech State Col - South Central	975	269	0	0	1,244	127	0	0	1,371
Ivy Tech State Col - Southeast	642	168	0	0	810	73	0	0	883
Ivy Tech State Col - Southwest	1,511	499	0	0	2,010	306	0	0	2,316
Ivy Tech State Col - Wabash Valley	1,632	476	0	0	2,108	341	0	0	2,449
Ivy Tech State Col - Whitewater	455	183	0	0	638	95	0	0	733

* Students enrolled in Indiana University Programs only.

** Students enrolled in Indiana University and Purdue University Programs.

*** Students enrolled in Purdue University Programs only.

TABLE VI (continued)
FULL TIME EQUIVALENT OF DEGREE CREDIT RESIDENT ENROLLMENT
FALL SESSION 2002-2003

	<i>FRESHMAN</i>	<i>SOPHOMORE</i>	<i>JUNIOR</i>	<i>SENIOR</i>	<i>TOTAL UNDERGRAD</i>	<i>UNCLASSIFIED</i>	<i>PROFESSIONAL</i>	<i>GRADUATE</i>	<i>TOTAL</i>
Manchester College	356	271	241	217	1,085	17	0	12	1,113
Marian College	451	286	203	207	1,148	20	0	14	1,181
Martin University	95	49	39	44	227	0	0	34	261
Oakland City College	457	225	172	136	990	4	12	56	1,062
Purdue University	13,162	11,187	8,690	8,819	41,858	478	993	6,047	49,376
IU-PU At Fort Wayne ***	1,958	834	352	228	3,372	59	0	66	3,497
Purdue University - Calumet	2,024	1,047	837	1,015	4,923	138	0	399	5,460
Purdue University - North Central	1,353	669	180	170	2,372	59	0	6	2,437
Purdue University - Tech. Statewide	337	257	88	46	728	84	0	0	812
Purdue University - West Lafayette	7,490	8,380	7,233	7,360	30,463	138	993	5,576	37,170
Rose-Hulman Institute Of Technology	461	395	389	396	1,641	5	0	166	1,812
Saint Joseph's College	357	183	167	204	911	21	0	0	932
Saint Mary-Of-The-Woods	228	169	176	162	734	52	0	54	840
Saint Mary's College	459	380	406	357	1,602	8	0	0	1,610
Saint Meinrad School Of Theology	0	0	0	0	0	8	79	22	109
Taylor University	723	564	523	500	2,310	45	0	0	2,355
Taylor University - Fort Wayne	189	109	91	58	447	37	0	0	484
Taylor University- Upland	534	455	432	442	1,863	8	0	0	1,871
Tri-State University	471	250	283	319	1,323	6	0	0	1,329
Tri-State University - Angola	419	238	262	299	1,218	6	0	0	1,224
Tri-State University - Fort Wayne	27	4	10	10	51	0	0	0	51
Tri-State University - South Bend	25	8	11	10	54	0	0	0	54
University Of Evansville	761	510	475	531	2,277	80	0	48	2,405
University Of Indianapolis	801	610	491	478	2,380	28	0	618	3,026
University Of Notre Dame	1,951	2,105	2,031	2,142	8,229	81	594	2,210	11,114
University Of Saint Francis	527	302	191	202	1,222	22	0	103	1,347
University Of Southern Indiana	3,231	1,395	1,359	1,306	7,291	125	0	300	7,716
Valparaiso University	831	705	659	758	2,952	16	493	138	3,599
Vincennes University	3,543	1,961	0	0	5,504	0	0	0	5,504
Vincennes University - Fort Harrison	0	0	0	0	0	0	0	0	0
Vincennes University - Jasper	302	170	0	0	472	0	0	0	472
Vincennes University - Vincennes	3,241	1,791	0	0	5,032	0	0	0	5,032
Wabash College	271	203	204	226	904	5	0	0	909
GRAND TOTAL	85,124	55,179	38,399	41,424	220,128	8,100	5,915	23,602	257,742

* Students enrolled in Indiana University Programs only.

** Students enrolled in Indiana University and Purdue University Programs.

*** Students enrolled in Purdue University Programs only.

TABLE VII
FIRST-TIME DEGREE CREDIT RESIDENT ENROLLMENT
FALL SESSION 2002-2003

	<i>MEN</i>		<i>WOMEN</i>		<i>TOTAL</i>		<i>TOTAL</i>	<i>TOTAL</i>
	FULL TIME	PART TIME	FULL TIME	PART TIME	FULL TIME	PART TIME	HEADCOUNT	FTE
Ancilla College	55	11	69	46	124	57	181	148
Anderson University	256	1	335	6	591	7	598	596
Associated Mennonite Biblical Seminary	16	5	18	7	34	12	46	0
Ball State University	1,834	26	2,241	34	4,045	60	4,135	4,100
Bethel College	110	5	143	11	253	16	269	0
Butler University	343	1	596	0	939	1	940	943
Calumet College Of Saint Joseph	27	6	34	17	61	23	84	62
Davenport College	13	11	64	45	77	56	133	0
DePauw University	316	0	369	0	685	0	685	685
Earlham College	128	0	154	0	282	0	282	282
Franklin College Of Indiana	141	8	176	8	317	16	333	0
Goshen College	54	0	80	2	134	2	136	125
Grace College	101	18	95	14	196	32	228	194
Hanover College	135	0	145	0	280	0	280	0
Holy Cross College	141	0	85	3	226	3	229	233
Huntington College	92	2	146	4	238	6	244	248
Indiana Institute Of Technology	246	132	211	153	457	285	742	474
Indiana State University	1,024	22	1,064	30	2,088	52	2,140	2,130
Indiana University	5,403	680	7,275	1,127	12,678	1,807	14,485	12,909
Indiana University - Bloomington	3,115	26	3,904	35	7,019	61	7,080	7,132
Indiana University - East	103	47	201	120	304	167	471	333
Indiana University - Kokomo	113	43	226	94	339	137	476	349
Indiana University - Northwest	239	47	365	162	604	209	813	619
Indiana University - South Bend	268	107	391	166	659	273	932	690
Indiana University - Southeast	260	92	419	132	679	224	903	699
IU-PU At Indianapolis**	951	242	1,292	302	2,243	544	2,787	2,264
IU-PU Fort Wayne*	354	76	477	116	831	192	1,023	823
Indiana Wesleyan University	377	0	656	4	1,033	4	1,037	1,029
Ivy Tech State College	2,183	3,225	2,766	4,796	4,949	8,021	12,970	7,117
Ivy Tech State Col - Bloomington	135	93	126	189	261	282	543	318
Ivy Tech State Col - Central Indiana	476	696	572	892	1,048	1,588	2,636	1,497
Ivy Tech State Col - Columbus	55	82	90	235	145	317	462	222
Ivy Tech State Col - East Central	294	230	409	452	703	682	1,385	841
Ivy Tech State Col - Kokomo	94	117	87	220	181	337	518	276
Ivy Tech State Col - Lafayette	219	188	228	262	447	450	897	553
Ivy Tech State Col - North Central	148	341	170	447	318	788	1,106	556
Ivy Tech State Col - Northeast	186	332	237	497	423	829	1,252	651
Ivy Tech State Col - Northwest	161	275	231	437	392	712	1,104	598
Ivy Tech State Col - South Central	68	167	88	168	156	335	491	250
Ivy Tech State Col - Southeast	47	92	89	185	136	277	413	193
Ivy Tech State Col - Southwest	106	344	143	359	249	703	952	466
Ivy Tech State Col - Wabash Valley	168	209	258	316	426	525	951	568
Ivy Tech State Col - Whitewater	26	59	38	137	64	196	260	128

* Students enrolled in Indiana University Programs only.

** Students enrolled in Indiana University and Purdue University Programs.

*** Students enrolled in Purdue University Programs only.

Christian Theological Seminary, Saint Meinrad School of Theology and Wabash College do not have any first-time degree credit resident enrollment.

TABLE VII (continued)
FIRST-TIME DEGREE CREDIT RESIDENT ENROLLMENT
FALL SESSION 2002-2003

	<i>MEN</i>		<i>WOMEN</i>		<i>TOTAL</i>		<i>TOTAL</i>	<i>TOTAL</i>
	FULL TIME	PART TIME	FULL TIME	PART TIME	FULL TIME	PART TIME	HEADCOUNT	FTE
Manchester College	130	0	179	0	309	0	309	309
Marian College	78	2	153	24	231	26	257	246
Martin University	9	11	17	33	26	44	70	21
Oakland City College	166	2	136	7	302	9	311	311
Purdue University	4,617	423	3,504	494	8,121	917	9,038	8,785
IU-PU At Fort Wayne ***	307	66	368	85	675	151	826	718
Purdue University - Calumet	276	262	273	313	549	575	1,124	769
Purdue University - North Central	266	56	310	77	576	133	709	605
Purdue University - Tech, Statewide	73	30	6	5	79	35	114	126
Purdue University - West Lafayette	3,695	9	2,547	14	6,242	23	6,265	6,567
Rose-Hulman Institute Of Technology	372	0	80	0	452	0	452	452
Saint Joseph's College	123	13	157	54	280	67	347	328
Saint Mary-Of-The-Woods	0	0	97	88	97	88	185	0
Saint Mary's College	0	0	376	0	376	0	376	423
Taylor University	256	8	328	7	584	15	599	590
Taylor University - Fort Wayne	47	8	82	5	129	13	142	130
Taylor University - Upland	209	0	246	2	455	2	457	460
Tri-State University	200	6	69	15	269	21	290	283
Tri-State University - Angola	200	4	69	13	269	17	286	282
Tri-State University - Fort Wayne	0	0	0	1	0	1	1	0
Tri-State University - South Bend	0	2	0	1	0	3	3	1
University Of Evansville	234	0	369	0	603	0	603	633
University Of Indianapolis	183	21	355	26	538	47	585	566
University Of Notre Dame	1,630	68	1,335	50	2,965	118	3,083	3,004
University Of Saint Francis	101	3	152	11	253	14	267	249
University Of Southern Indiana	739	59	1,152	82	1,891	141	2,032	1,834
Valparaiso University	350	2	365	0	715	2	717	759
Vincennes University	1,279	653	803	782	2,082	1,435	3,517	2,513
Vincennes University - Fort Harrison	0	0	7	5	7	5	12	9
Vincennes University - Jasper	35	166	78	270	113	436	549	220
Vincennes University - Vincennes	1,244	487	718	507	1,962	994	2,956	2,284
GRAND TOTAL	23,462	5,424	26,349	7,980	49,781	13,404	63,215	52,581

* Students enrolled in Indiana University Programs only.

** Students enrolled in Indiana University and Purdue University Programs.

*** Students enrolled in Purdue University Programs only.

Christian Theological Seminary, Saint Meinrad School of Theology and Wabash College do not have any first-time degree credit resident enrollment.

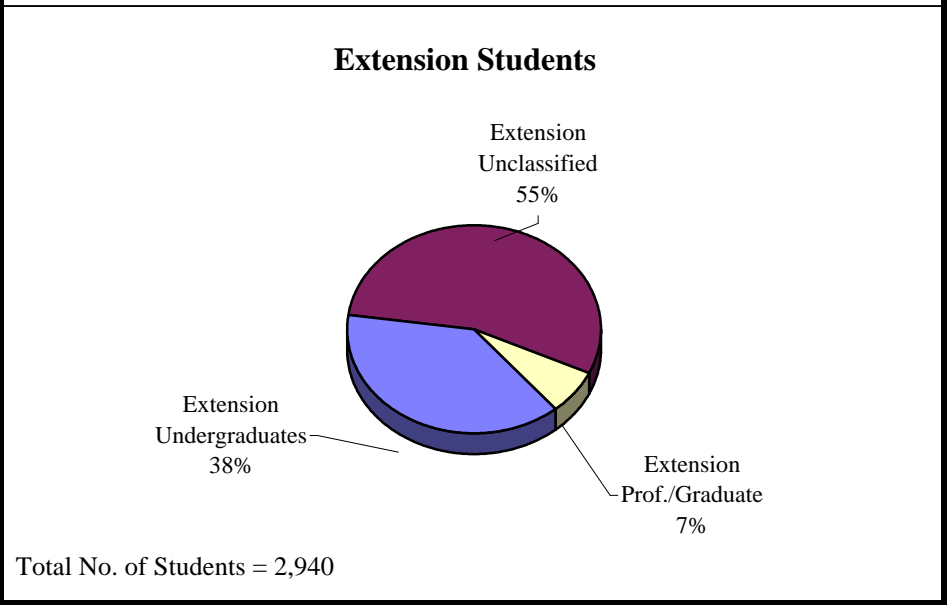
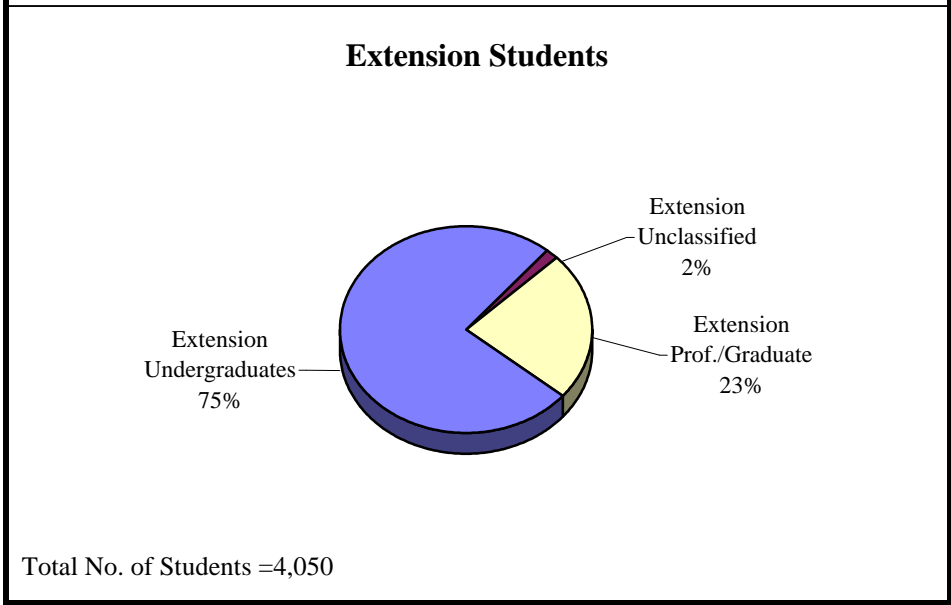
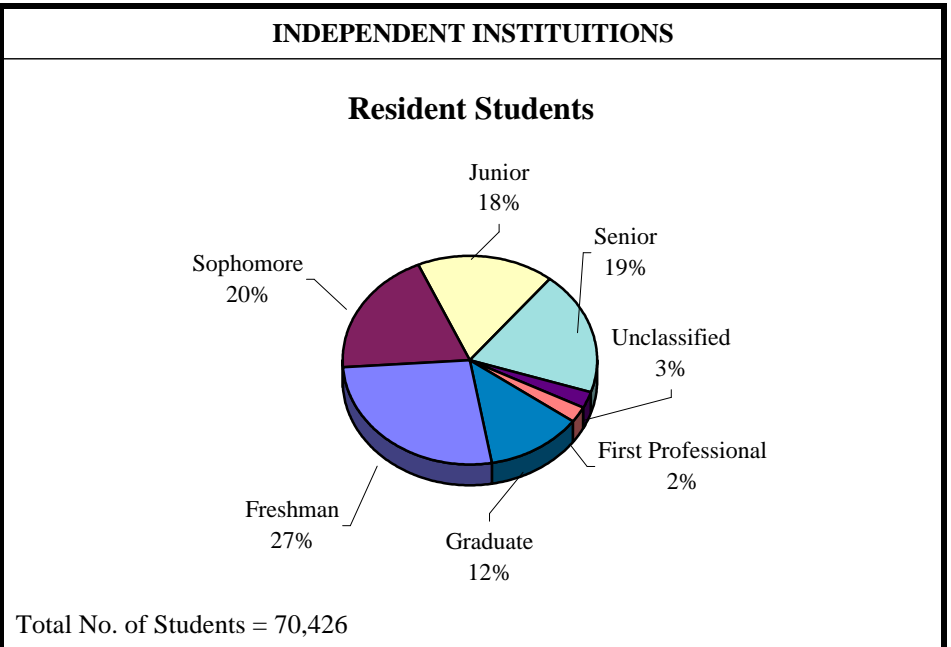
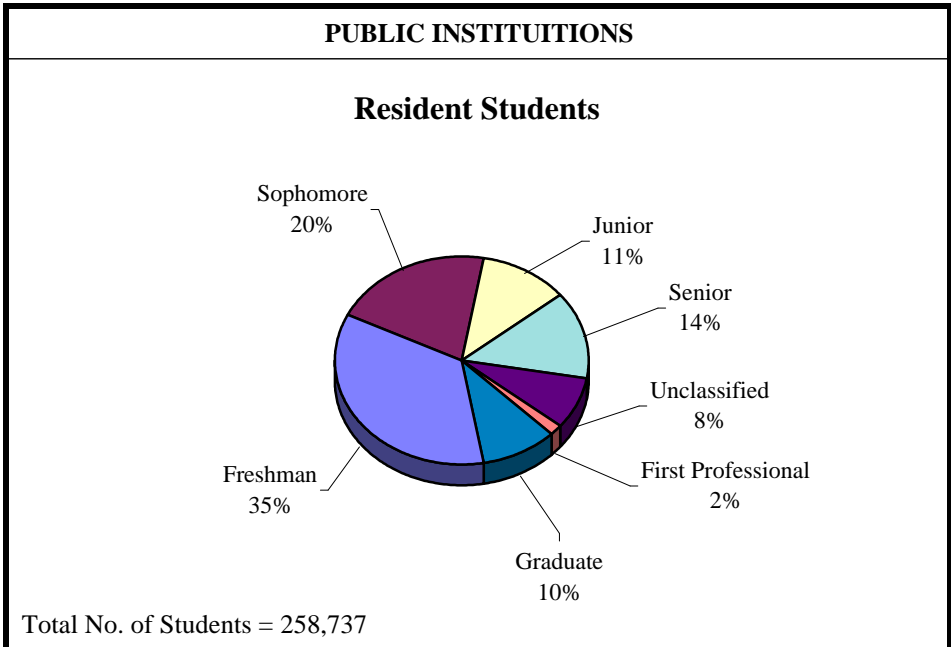
**TABLE VIII
DEGREE CREDIT EXTENSION STUDENT ENROLLMENT
FALL SESSION 2002-2003**

<i>SCHOOL</i>	<i>UNDERGRADUATE</i>					<i>UNCLASSIFIED</i>					<i>GRADUATE</i>					<i>TOTAL EXTENSION</i>				
	<i>MEN</i>	<i>WOMEN</i>	<i>FULL TIME</i>	<i>PART TIME</i>	<i>FTE</i>	<i>MEN</i>	<i>WOMEN</i>	<i>FULL TIME</i>	<i>PART TIME</i>	<i>FTE</i>	<i>MEN</i>	<i>WOMEN</i>	<i>FULL TIME</i>	<i>PART TIME</i>	<i>FTE</i>	<i>MEN</i>	<i>WOMEN</i>	<i>FULL TIME</i>	<i>PART TIME</i>	<i>FTE</i>
Associated Mennonite Biblical Seminary	0	0	0	0	0	0	0	0	0	0	5	7	0	12	3	5	7	0	12	3
Ball State University	954	186	1,035	105	1,135	19	58	2	75	20	288	652	19	921	301	1,261	896	1,056	1,101	1,456
Butler University	0	0	0	0	0	495	1,044	1,539	0	1,539	0	0	0	0	0	495	1,044	1,539	0	1,539
Davenport College	18	94	76	36	61	0	0	0	0	0	0	0	0	0	0	18	94	76	36	61
DePauw University	52	73	125	0	125	0	2	2	0	2	0	0	0	0	0	52	75	127	0	127
Franklin College Of Indiana	0	0	0	0	0	11	13	2	22	6	0	0	0	0	0	11	13	2	22	6
Grace College	181	1	150	32	150	0	0	0	0	0	23	1	1	23	7	204	2	151	55	156
Oakland City College	278	302	371	209	251	13	1	0	14	3	84	69	133	20	150	375	372	504	243	404
Saint Mary's College	0	76	76	0	73	0	3	3	0	3	0	0	0	0	0	0	79	79	0	76
Saint Meinrad School Of Theology	0	0	0	0	0	2	0	0	2	1	8	6	0	14	5	10	6	0	16	5
University Of Evansville	20	30	50	0	45	9	19	28	0	24	0	0	0	0	0	29	49	78	0	69
Vincennes University - Fort Harrison	11	111	21	101	60	0	0	0	0	0	0	0	0	0	0	11	111	21	101	60
Vincennes University - Jasper	189	302	6	485	135	0	0	0	0	0	0	0	0	0	0	189	302	6	485	135
Vincennes University - Vincennes	552	728	54	1,226	362	0	0	0	0	0	0	0	0	0	0	552	728	54	1,226	362
GRAND TOTAL	2,255	1,903	2,194	1,964	2,397	549	1,140	1,576	113	1,598	408	735	153	990	466	3,212	3,778	3,693	3,297	4,459

**TABLE IX
COMPARISON OF ENROLLMENT
OF INDIANA COLLEGES AND UNIVERSITIES
FALL 2001-2002 TO FALL 2002-2003**

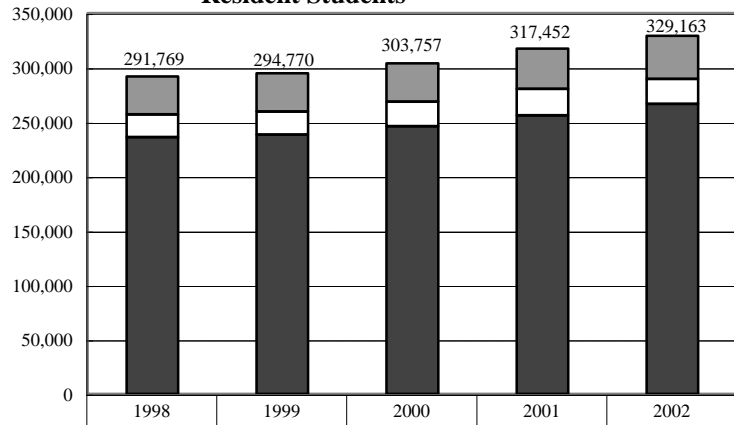
<i>ENROLLMENT CATEGORY</i>	<i>PUBLIC INSTITUTIONS</i>				<i>INDEPENDENT INSTITUTIONS</i>				<i>TOTAL INDIANA INSTITUTIONS</i>			
	<i>FALL 2001</i>	<i>FALL 2002</i>	<i>AMOUNT OF CHANGE</i>	<i>% OF CHANGE</i>	<i>FALL 2001</i>	<i>FALL 2002</i>	<i>AMOUNT OF CHANGE</i>	<i>% OF CHANGE</i>	<i>FALL 2001</i>	<i>FALL 2002</i>	<i>AMOUNT OF CHANGE</i>	<i>% OF CHANGE</i>
Freshman	87,967	90,855	2,888	3.28%	18,325	18,754	429	2.34%	106,292	109,609	3,317	3.12%
Sophomore	49,287	52,578	3,291	6.68%	13,537	13,746	209	1.54%	62,824	66,324	3,500	5.57%
Junior	28,382	29,656	1,274	4.49%	12,504	12,387	-117	-0.94%	40,886	42,043	1,157	2.83%
Senior	33,588	35,104	1,516	4.51%	12,356	13,329	973	7.87%	45,944	48,433	2,489	5.42%
Total Undergraduates	199,224	208,193	8,969	4.50%	56,722	58,216	1,494	2.63%	255,946	266,409	10,463	4.09%
Unclassified	22,797	21,062	-1,735	-7.61%	1,645	1,928	283	17.20%	24,442	22,990	-1,452	-5.94%
First Professional	4,132	4,223	91	2.20%	1,605	1,734	129	8.04%	5,737	5,957	220	3.83%
Graduate	23,987	25,259	1,272	5.30%	7,340	8,548	1,208	16.46%	31,327	33,807	2,480	7.92%
TOTAL RESIDENT	250,140	258,737	8,597	3.44%	67,312	70,426	3,114	4.63%	317,452	329,163	11,711	3.69%
Extension Undergraduates	2,687	3,033	346	12.88%	973	1,125	152	15.62%	3,660	4,158	498	13.61%
Extension Unclassified	62	77	15	24.19%	1,804	1,612	-192	-10.64%	1,866	1,689	-177	-9.49%
Extension Prof./Graduate	832	940	108	12.98%	304	203	-101	-33.22%	1,136	1,143	7	0.62%
TOTAL EXTENSION	3,581	4,050	469	13.10%	3,081	2,940	-141	-4.58%	6,662	6,990	328	4.92%
TOTAL RESIDENT AND EXTENSION	253,721	262,787	9,066	3.57%	70,393	73,366	2,973	4.22%	324,114	336,153	12,039	3.71%

CHART I
COMPARISON OF PUBLIC AND INDEPENDENT INSTITUTIONS BY RESIDENT AND EXTENSION STUDENTS
FALL SESSION 2002-2003



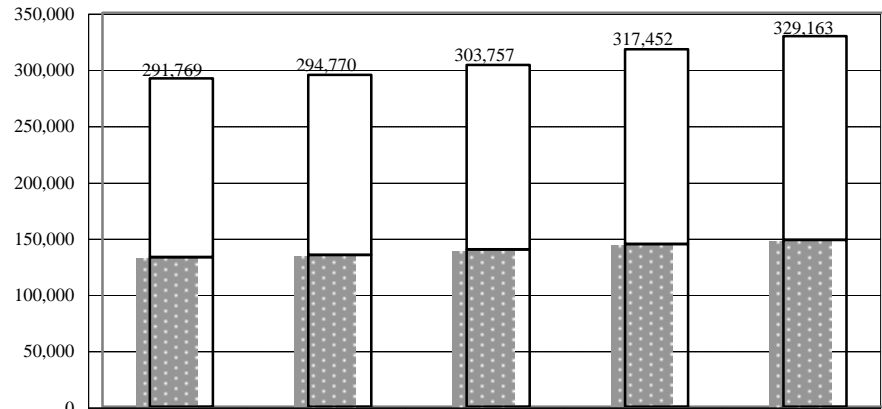
**CHART II
HISTORICAL ENROLLMENT COMPARISONS
FALL SESSION 2002-2003**

Five-Year Historical Enrollment of Resident Students



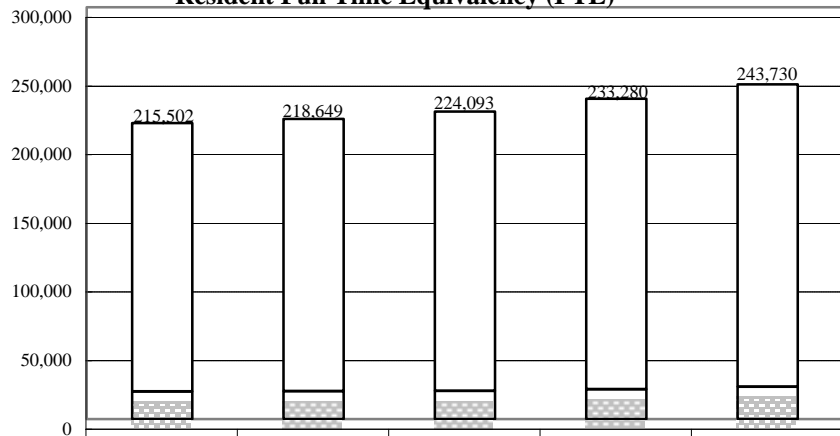
■ Graduate/Professional	34,863	35,387	35,112	37,064	39,764
□ Unclassified	21,021	21,181	22,670	24,442	22,990
■ Undergraduate	235,885	238,202	245,975	255,946	266,409

Five-Year Historical Enrollment of Resident Men & Women



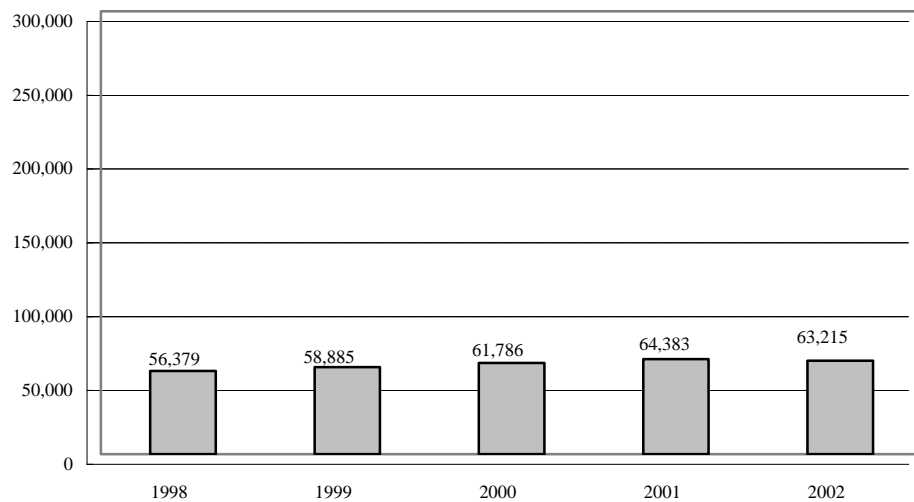
■ Women	158,988	160,091	164,139	173,049	181,162
■ Men	132,781	134,679	139,618	144,403	148,001

Five-Year Historical of Resident Full Time Equivalency (FTE) *



□ Undergraduate	195,381	198,401	203,562	211,526	220,128
□ Graduate	20,121	20,248	20,531	21,754	23,602

Five-Year Historical Enrollment of Resident First Time Students



* Graph excludes unclassified full time equivalents.