

Total 2004-05 Degrees Conferred: 9,054

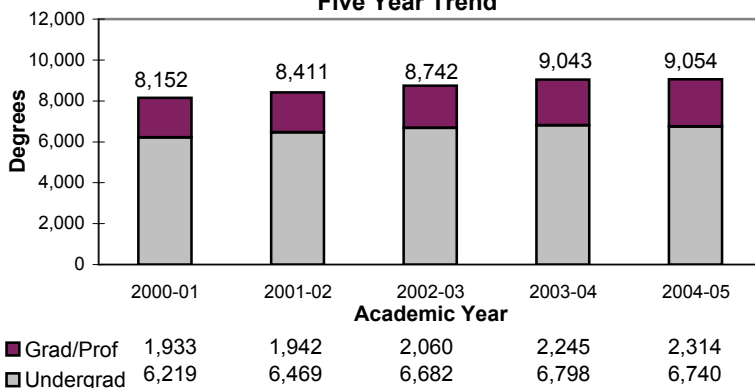
Undergraduate **6,740**

Graduate/Professional **2,314**

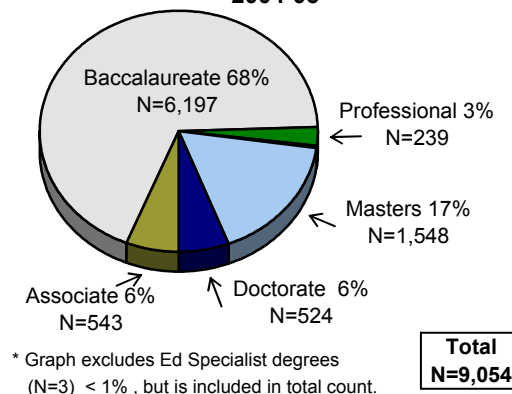
Degrees By College/School And Gender

College/School	Men	Women	Total	% of Total	College/School	Men	Women	Total	% of Total
Agriculture					Management				
Associate	24	10	34		Baccalaureate	456	242	698	
Baccalaureate	256	197	453		Masters	286	100	386	
Masters	42	44	86		Doctorate	20	6	26	
Doctorate	31	17	48		TOTAL	762	348	1,110	12.3%
TOTAL	353	268	621	6.9%	Pharmacy, Nursing & Health Sciences				
Consumer & Family Sciences					Science				
Associate	0	1	1		Baccalaureate	42	194	236	
Baccalaureate	172	356	528		Professional	50	127	177	
Masters	5	23	28		Masters	6	11	17	
Doctorate	2	19	21		Doctorate	11	10	21	
TOTAL	179	399	578	6.4%	TOTAL	109	342	451	5.0%
Education					Technology				
Baccalaureate	35	202	237		Baccalaureate	300	165	465	
Ed Specialist	0	3	3		Masters	76	53	129	
Masters	26	78	104		Doctorate	74	27	101	
Doctorate	21	21	42		TOTAL	450	245	695	7.7%
TOTAL	82	304	386	4.3%	Veterinary Medicine				
Engineering					Liberal Arts				
Baccalaureate	1,024	216	1,240		Baccalaureate	431	837	1,268	
Masters	406	119	525		Masters	66	116	182	
Doctorate	143	22	165		Doctorate	33	58	91	
TOTAL	1,573	357	1,930	21.3%	TOTAL	530	1,011	1,541	17.0%
GRAND TOTAL					GRAND TOTAL				
					5,433 3,621 9,054				

Degrees Conferred By Level
Five Year Trend



Degrees Conferred By Level
2004-05*



2004-05 Degrees Awarded By Program Of Study

College/School	Assoc	Bacc	Prof	Mast	Doct	Total
Agriculture						
Agr & Biol Engineering		23				23
Agricultural Communication		6				6
Agricultural Economics	5	54		25	10	94
Agricultural Education	3	16				19
Agricultural Meteorology		1				1
Agricultural Syst Mgmt	2	31				33
Agriculture		22				22
Agronomy	19	36		7	5	67
Animal Sciences	2	73		18	6	99
Biochemistry		5		1	4	10
Botany & Plant Pathology				2	1	3
Entomology		5		5	3	13
Farm Business Management		29				29
Food & Agricultural Business				15		15
Food Science		31		6	7	44
Forestry		6				6
Forestry & Natural Resources				6	6	12
Horticulture	3	32		1	6	42
Landscape Architecture		22				22
Natural Resources & Envir Sci		17				17
Natural Resources Conservation		5				5
Plant Protection		2				2
Wildlife Science		37				37
TOTAL	34	453		86	48	621

College/School	Assoc	Bacc	Prof	Mast	Doct	Total
Consumer & Family Sciences						
Apparel Design & Technology		14				14
Child Devel & Family Studies				9	10	19
Consumer Sciences & Retailing				8	4	12
Coordinated Dietetics		7				7
Didactic Dietetics		13				13
Dietetics/Nutrifitness & Hlth		13				13
ECE and Exceptional Needs		11				11
ECE and Intervention		1				1
Family & Consumer Sci Educ		5				5
Financial Counsel & Planning		37				37
Food Ser & Lodging Supv	1					1
Foods & Nutrition				3	2	5
Food Science		2				2
Foods & Nutrition In Business		1				1
Hospitality & Tourism Mgmt		142		8	5	155
Individual and Fam Studies		30				30
Nutrition Science		3				3
Nutrition, Fitness & Health		1				1
Occupational FCS Education		8				8
Retail Management		73				73
Selling & Sales Management		112				112
Small Business		11				11
Youth, Adult & Fam Services		44				44
TOTAL	1	528		28	21	578

College/School	Assoc	Bacc	Prof	Mast	Doct	Total
Education						
Curriculum & Instruction				51	19	70
Educational Specialist*			3			3
Educational Studies				53	23	76
Elementary Education		198				198
Social Studies Teaching		22				22
Social Studies-Hist Perspect		8				8
Special Education Teaching		9				9
TOTAL		237	3	104	42	386

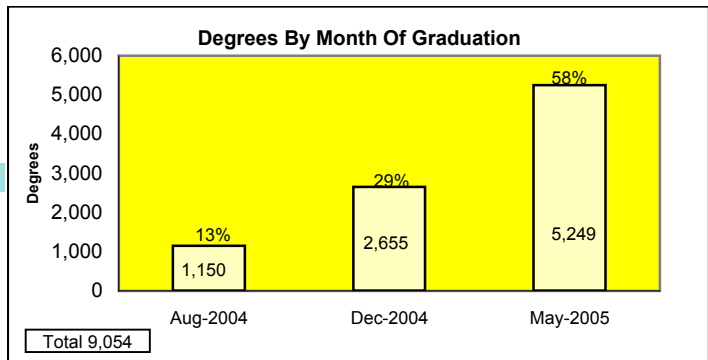
College/School	Assoc	Bacc	Prof	Mast	Doct	Total
Engineering						
Aeronautics & Astronautics		142		42	12	196
Agricultural Engineering				25	6	31
Biomedical Engineering				8	2	10
Chemical Engineering		82		12	17	111

* Educational Specialist is a sixth-year program and is not a professional degree by definition.

College/School	Assoc	Bacc	Prof	Mast	Doct	Total
Engineering continued						
Civil Engineering		140		83	26	249
Construction Engineering		36				36
Electrical Engineering				58	52	110
Elec & Comp Engineering		336				336
Industrial Engineering		163		61	7	231
Interdisciplinary Engr		32		133		165
Land Surv & Geomatics Engr		8				8
Land Surveying Engineering		2				2
Materials Engineering		32		14	4	50
Mechanical Engineering		244		81	35	360
Nuclear Engineering		23		8	4	35
TOTAL		1,240		525	165	1,930

College/School	Assoc	Bacc	Prof	Mast	Doct	Total
Liberal Arts						
Afro-American Studies		1				1
American Studies				9	6	15
Audiology & Speech Science		52		26	6	84
Behavioral Neurosci Psych		8				8
Classical Studies		5				5
Comm-Media Tech & Society		13				13
Comm-PR & Rhet Advocacy		3				3
Communication		187		10	9	206
Comparative Literature				4	4	8
English		95		22	19	136
English Teaching		37				37
Foreign Languages & Lit		27		20	3	50
Foreign Languages & Lit Teach		9				9
Health & Safety Teaching		7				7
History		77		12	5	94
Interdisciplinary Film		8				8
Linguistics		3				3
Medieval Studies		2				2
Philosophy		10		3	5	18
Physical Ed (BPE) Teach		12				12
Physical Ed Health & Recreation				14	4	18
Physical Education		75				75
Physical Education Teaching		25				25
Political Science		90		9	9	108
Psychology		225		17	15	257
Religious Studies		2				2
Sociology & Anthropology		130		18	6	154
Visual and Performing Arts				18		18
Vis & Perf Arts - Art History		6				6
Vis & Perf Arts - Fine Arts		23				23
Vis & Perf Arts - Indus Design		15				15
Vis & Perf Arts - Photography		22				22
Vis & Perf Arts - Visual Design		28				28
Vis & Perf Arts - Interior Design		32				32
Vis & Perf Arts - Teaching		16				16
Vis & Perf Arts - Theatre		19				19
Women's Studies		4				4
TOTAL		1,268		182	91	1,541

(Degrees Awarded continued on next page)



College/School	Assoc	Bacc	Prof	Mast	Doct	Total
Management						
Accounting		106				106
Economics		57		18	10	85
Industrial Administration				39		39
Industrial Management		112				112
Management		423		154	15	592
Management-Germany				75		75
Management-Krannert Exec				65		65
Org Bhv & Human Res Mgmt				35	1	36
TOTAL		698		386	26	1,110

Pharmacy, Nursing & Health Sciences						
Clinical Pharmacy & Admin				3	4	7
Health Sciences		115		5	3	123
Indust & Physical Pharmacy				2	3	5
Med Chem & Pharmacognosy				4	11	15
Nursing		94		3		97
Pharmacy				177		177
Professional Curriculum		27				27
TOTAL		236		177	17	451

Science						
Actuarial Science		19				19
Biological Sciences		135		18	9	162
Chemistry		35		9	36	80
Chemistry Teaching		2				2
Computer Science		144		33	18	195
Earth & Atmos Sciences		14		7	3	24
Earth & Atmos Sciences Teach		4				4
Mathematics		35		21	11	67
Mathematics Teaching		23				23

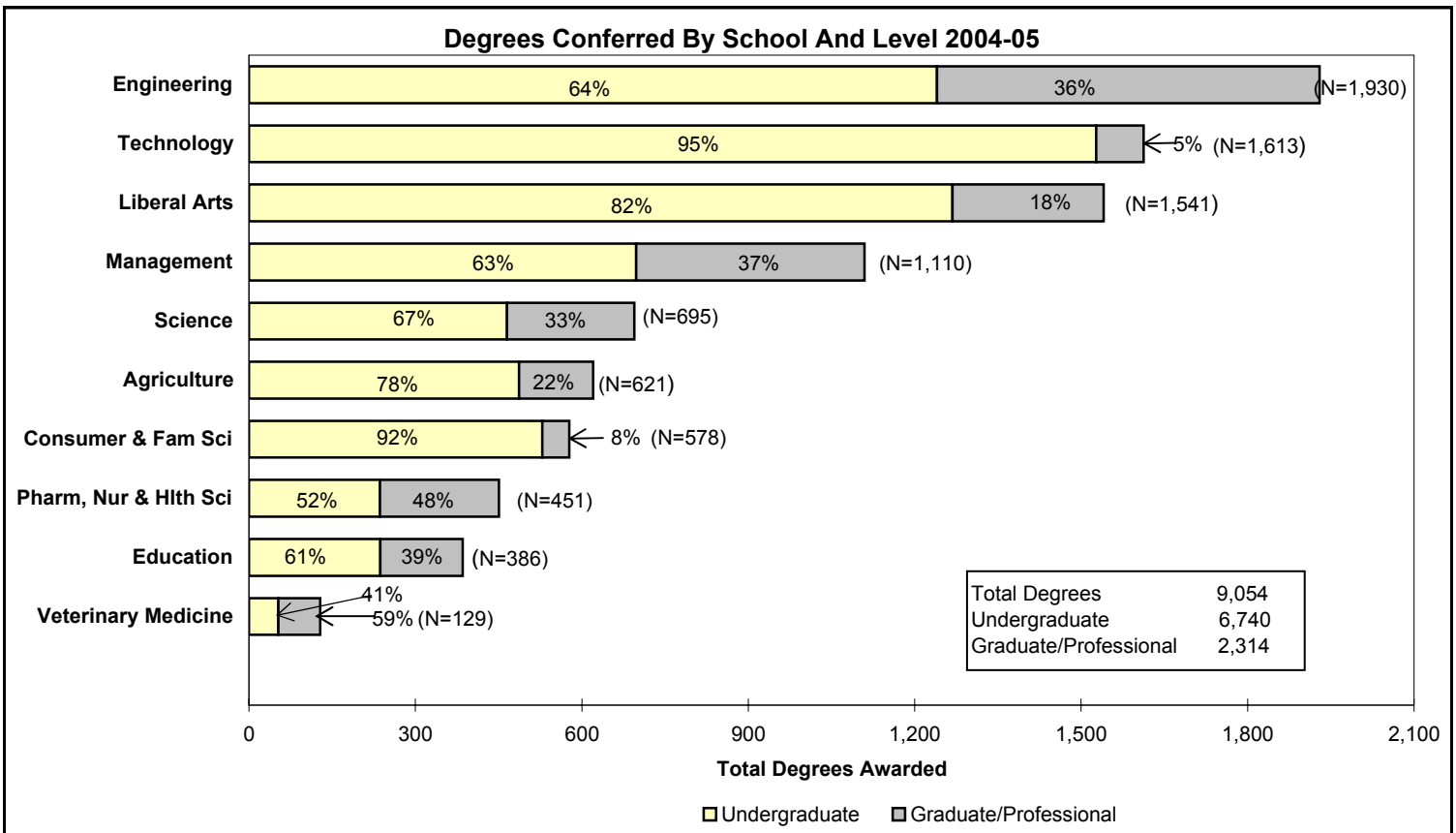
College/School	Assoc	Bacc	Prof	Mast	Doct	Total
Science continued						
Physics		28		18	12	58
Physics Teaching		1				1
Science		18				18
Statistics		7		23	12	42
TOTAL		465		129	101	695

Technology						
Aviation Technology	141	141				282
Build Const & Contract	3	120				123
Computer Graphics Tech	16	125				141
Comp Info Systems Tech		158				158
Comp Integr Manuf Tech	18	18				36
Computer Technology	42					42
Electrical Engr Tech	113	96				209
Indust Arts Teach		23				23
Industrial Technology	2	59				61
Mechanical Engr Tech	119	126				245
Org Leadership & Supv	25	180				205
Technology				84	2	86
Technology Education		2				2
TOTAL	479	1,048		84	2	1,613

Veterinary Medicine						
Basic Medical Sciences				1	3	4
Veterinary Clinical Sciences				3	1	4
Veterinary Medicine			62			62
Veterinary Pathobiology				3	3	6
Veterinary Technician	29					29
Veterinary Technology		24				24
TOTAL	29	24		62	7	129

Grand Total	543	6,197	242*	1,548	524	9,054
--------------------	------------	--------------	-------------	--------------	------------	--------------

* The professional total includes Educational Specialist (N=3) which is a sixth-year program and is not a professional degree by definition.



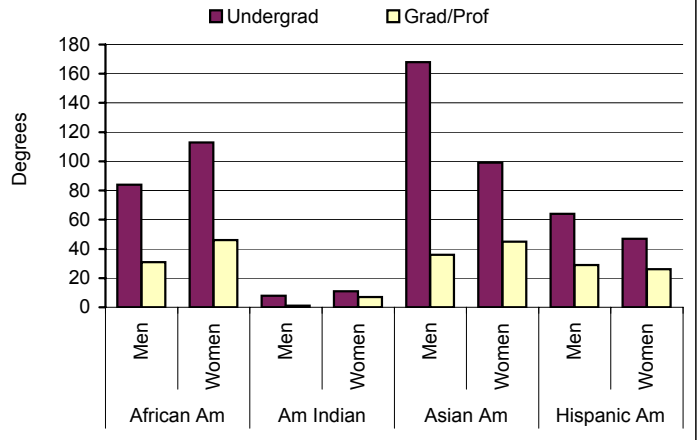
History Of Degrees Conferred By Level

	Year of First Degree Conferred	Conferred to Date
Associate	1961	22,542
Baccalaureate	1874	258,988
Master	1885	63,624
Ed Specialist	1966	253
Professional	1877	4,726
Doctor of Philosophy	1896	21,488
		371,621

Programs Of Study With Most Baccalaureate Degrees Conferred 2004-05

Management	423
Mechanical Engineering	244
Psychology	225
Electrical & Computer Engineering	212
Elementary Education	198

2004-05 ETHNIC DEGREES



Degrees Awarded By Ethnic Group, Gender And College/School

	African American		American Indian		Asian American		Hispanic American		TOTAL ETHNIC		International* Students	
	Men	Women	Men	Women	Men	Women	Men	Women	Men	Women	Men	Women
Agriculture												
Undergraduate	2	6	1	0	0	0	2	2	5	8	5	6
Graduate/Professional	1	0	0	1	0	3	1	2	2	6	29	16
Consumer & Family Sci												
Undergraduate	1	14	0	1	10	7	5	13	16	35	7	7
Graduate/Professional	0	0	0	0	0	2	0	0	0	2	4	23
Education												
Undergraduate	1	3	0	3	0	1	1	0	2	7	0	0
Graduate/Professional	2	5	0	3	0	4	0	1	2	13	4	10
Engineering												
Undergraduate	13	4	1	1	63	15	13	5	90	25	200	38
Graduate/Professional	8	11	0	2	16	10	16	9	40	32	273	49
Liberal Arts												
Undergraduate	17	46	0	4	9	27	13	14	39	91	3	6
Graduate/Professional	4	10	0	0	0	6	3	2	7	18	16	43
Management												
Undergraduate	7	8	1	1	32	19	9	5	49	33	86	41
Graduate/Professional	7	8	0	1	16	8	5	1	28	18	159	44
Pharm, Nurs & Hlth Sci												
Undergraduate	0	9	0	0	4	9	2	3	6	21	1	3
Graduate/Professional	3	5	0	0	2	6	2	3	7	14	11	11
Science												
Undergraduate	7	3	2	1	13	7	2	2	24	13	37	12
Graduate/Professional	1	5	1	0	2	4	1	6	5	15	91	41
Technology												
Undergraduate	36	20	3	0	37	14	17	3	93	37	24	6
Graduate/Professional	3	2	0	0	0	0	0	0	3	2	18	9
Veterinary Medicine												
Undergraduate	0	0	0	0	0	0	0	0	0	0	0	0
Graduate/Professional	2	0	0	0	0	2	1	2	3	4	3	4
UNDERGRAD TOTAL	84	113	8	11	168	99	64	47	324	270	363	119
GRAD/PROF TOTAL	31	46	1	7	36	45	29	26	97	124	608	250
GRAND TOTAL	115	159	9	18	204	144	93	73	421	394	971	369

Degree Level By U.S. / International* Status

	U.S Citizen	International *	TOTAL
Associate	540	3	543
Baccalaureate	5,718	479	6,197
Professional	232	7	239
Master	977	571	1,548
Educational Specialist	3	0	3
Doctorate	244	280	524
Total	7,714	1,340	9,054

For more information contact:
 OFFICE OF ENROLLMENT MANAGEMENT
 PURDUE UNIVERSITY
 475 STADIUM MALL DRIVE
 WEST LAFAYETTE, IN 47907-2050
 (765) 494-0292
 e-mail: enrollmentmanagement@purdue.edu

* International count is based on fee residence.