

Total 2003-04 Degrees Conferred: 9,043

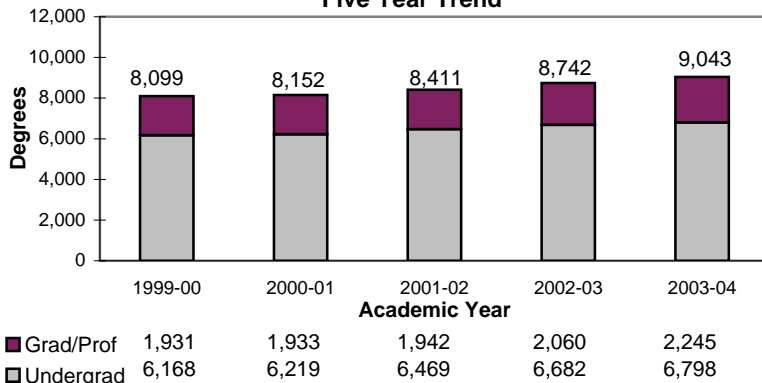
Undergraduate 6,798

Graduate/Professional 2,245

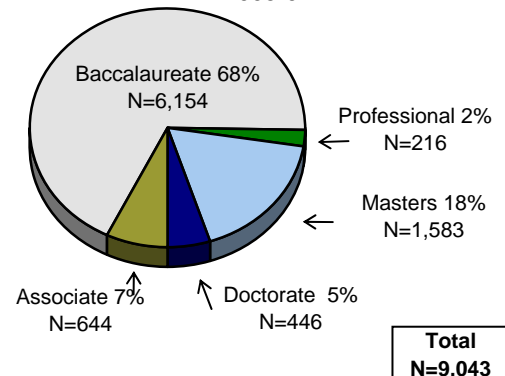
Degrees By College/School And Gender

College/School	Men	Women	Total	% of Total	College/School	Men	Women	Total	% of Total
Agriculture					Management				
Associate	21	12	33		Baccalaureate	403	215	618	
Baccalaureate	268	234	502		Masters	329	91	420	
Masters	58	45	103		Doctorate	14	6	20	
Doctorate	30	14	44		TOTAL	746	312	1,058	11.7%
TOTAL	377	305	682	7.5%	Pharmacy, Nursing & Health Sciences				
Consumer & Family Sciences					Science				
Associate	0	2	2		Baccalaureate	50	181	231	
Baccalaureate	164	363	527		Professional	36	116	152	
Masters	8	18	26		Masters	4	9	13	
Doctorate	7	13	20		Doctorate	11	8	19	
TOTAL	179	396	575	6.4%	TOTAL	101	314	415	4.6%
Education					Technology				
Baccalaureate	60	260	320		Baccalaureate	300	177	477	
Masters	20	73	93		Masters	92	60	152	
Doctorate	13	23	36		Doctorate	56	30	86	
TOTAL	93	356	449	5.0%	TOTAL	448	267	715	7.9%
Engineering					Veterinary Medicine				
Baccalaureate	936	233	1,169		Associate	1	28	29	
Masters	411	106	517		Baccalaureate	2	27	29	
Doctorate	119	17	136		Professional	7	57	64	
TOTAL	1,466	356	1,822	20.1%	Masters	3	4	7	
Liberal Arts					Doctorate				
Baccalaureate	434	861	1,295		Doctorate	4	2	6	
Masters	66	138	204		TOTAL	17	118	135	1.5%
Doctorate	43	36	79		GRAND TOTAL 5,322 3,721 9,043				
TOTAL	543	1,035	1,578	17.4%					

Degrees Conferred By Level
Five Year Trend



Degrees Conferred By Level
2003-04



2003- 04 Degrees Awarded By Program Of Study

College/School	Assoc	Bacc	Prof	Mast	Doct	Total
Agriculture						
Agr & Biol Engineering		25				25
Agricultural Communication		11				11
Agricultural Economics	8	56		20	5	89
Agricultural Education	2	20				22
Agricultural Systems Mgmt		27				27
Agriculture		19				19
Agronomy	12	38		10	4	64
Animal Sciences	6	87		10	2	105
Biochemistry		13		4	4	21
Botany & Plant Pathology				9	5	14
Entomology		3		3	4	10
Farm Business Management		25				25
Food & Agricultural Business				26		26
Food Science		24		8	10	42
Forestry		16				16
Forestry & Natural Resources				9	4	13
Horticulture	5	47		4	6	62
Landscape Architecture		25				25
Natural Resources & Envir Sci		19				19
Natural Resources Conservation		2				2
Plant Protection		9				9
Wildlife Science		36				36
TOTAL	33	502		103	44	682

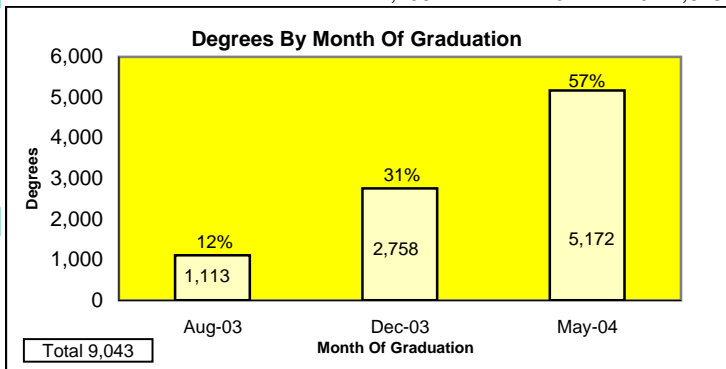
Consumer & Family Sciences						
Apparel Design & Technology		11				11
Child Devel & Family Studies				6	11	17
Consumer Affairs		1				1
Consumer Sciences & Retailing				1	4	5
Coordinated Dietetics		10				10
Didactic Dietetics		17				17
Dietetics/Nutrition & Hlth		8				8
ECE and Intervention		24				24
Family & Consumer Science Educ		10				10
Financial Counsel & Planning		37				37
Food Ser & Lodging Spv	2					2
Foods & Nutrition				4	4	8
Foods Science		6				6
Foods & Nutrition In Business		2				2
Hospitality & Tourism Mgmt		124		15	1	140
Individual and Fam Studies		32				32
Nutrition Science		1				1
Nutrition, Fitness & Health		1				1
Occupational FCS Education		4				4
Retail Management		69				69
Selling & Sales Management		106				106
Small Business		14				14
Youth, Adult & Fam Services		50				50
TOTAL	2	527		26	20	575

Education						
Curriculum & Instruction				39	20	59
Educational Studies				54	16	70
Elementary Education		237				237
Social Studies Teaching		44				44
Social Studies-Hist Perspect		1				1
Special Education Teaching		38				38
TOTAL		320		93	36	449

Engineering						
Aeronautics & Astronautics		116		47	11	174
Agricultural Engineering				17	6	23
Biomedical Engineering				2	2	4
Chemical Engineering		105		5	9	119
Civil Engineering		121		73	28	222

College/School	Assoc	Bacc	Prof	Mast	Doct	Total
Engineering continued						
Construction Engineering		43				43
Electrical Engineering				99	45	144
Elec & Comp Engineering		337				337
Industrial Engineering		159		72	6	237
Interdisciplinary Engr		24		102		126
Land Surveying		11				11
Materials Engineering		18		7	2	27
Mechanical Engineering		216		88	23	327
Nuclear Engineering		19		5	4	28
TOTAL		1,169		517	136	1,822

Liberal Arts						
Afro-American Studies		3				3
Asian Studies		2				2
American Studies				9		9
Audiology & Speech Science		57		27	1	85
Behavioral Neurosci Psych		1				1
Classical Studies		2				2
Communication		264		22	12	298
Communication Teaching		1				1
Comparative Literature				1	2	3
English		102		33	24	159
English Teaching		44				44
Foreign Languages & Lit		28		14	3	45
Foreign Languages & Lit Teach		7				7
Health & Safety Teaching		4				4
History		68		7	3	78
Interdisciplinary Film		5				5
Linguistics		2				2
Philosophy		14		3	8	25
Physical Ed (BPE) Teach		10				10
Physical Ed Health & Recreation				22	4	26
Physical Education		71				71
Physical Education Teaching		23				23
Political Science		102		11	6	119
Psychology		209		9	11	229
Religious Studies		6				6
Science & Culture		1				1
Sociology & Anthropology		127		12	5	144
Visual and Performing Arts				34		34
Vis & Perf Arts - Art History		8				8
Vis & Perf Arts - Fine Arts		14				14
Vis & Perf Arts - Indus Design		17				17
Vis & Perf Arts - Photography		20				20
Vis & Perf Arts - Visual Design		30				30
Vis & Perf Arts - Interior Design		20				20
Vis & Perf Arts - Teaching		13				13
Vis & Perf Arts - Theatre		18				18
Women's Studies		2				2
TOTAL		1,295		204	79	1,578



(Degrees Awarded continued on next page)

College/School	Assoc	Bacc	Prof	Mast	Doct	Total
Management						
Accounting		121				121
Economics		33		12	5	50
Industrial Admin - Germany				73		73
Industrial Administration				35		35
Industrial Management		82				82
Management		382		149	14	545
Management-Krannert Exec				126		126
Org Bhv & Human Res Mgmt				25	1	26
TOTAL		618		420	20	1,058

Pharmacy, Nursing & Health Sciences						
Clinical Pharmacy & Admin				2	1	3
Health Sciences		112		5	3	120
Indust & Physical Pharmacy					5	5
Med Chem & Pharmacognosy				6	10	16
Nursing		97				97
Pharmacy			152			152
Professional Curriculum		22				22
TOTAL		231		152	13	415

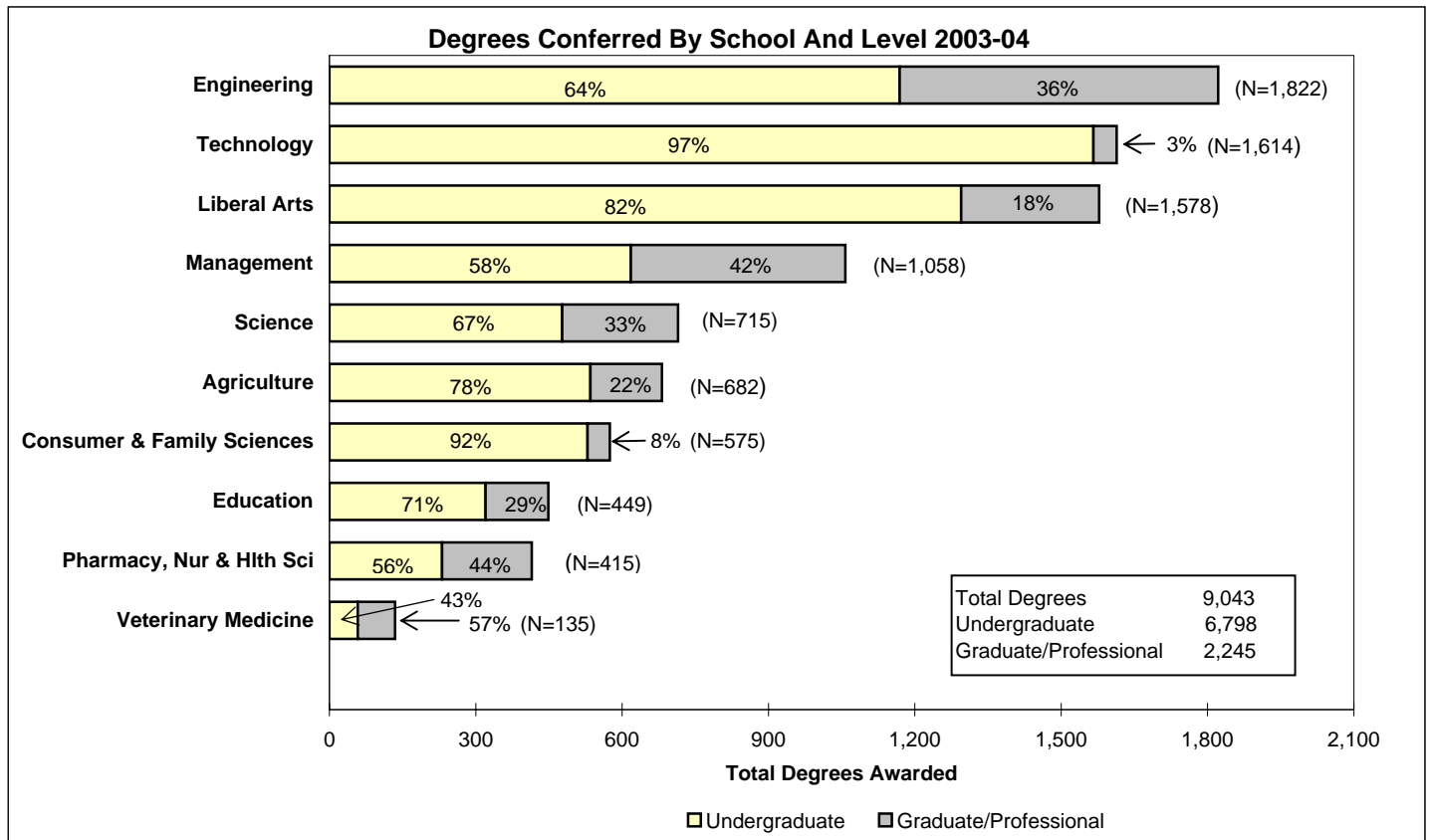
Science						
Actuarial Science		17				17
Biological Sciences		120		13	15	148
Chemistry		46		6	46	98
Chemistry Teaching		5				5
Computer Science		182		64	4	250
Earth & Atmos Sciences		16		14	3	33
Earth & Atmos Sciences Teach		1				1
Mathematics		36		23	7	66
Mathematics Teaching		25				25

College/School	Assoc	Bacc	Prof	Mast	Doct	Total
Science continued						
Physics		15		9	6	30
Science		6				6
Statistics		8		23	5	36
TOTAL		477		152	86	715

Technology						
Aviation Technology	140	144				284
Build Const & Contract	2	130				132
Computer Graphics Tech	14	110				124
Comp Info Systems Tech		130				130
Comp Integr Manuf Tech	12	11				23
Computer Technology	142					142
Electrical Engr Tech	128	92				220
Indust Arts Teach		9				9
Industrial Technology	13	51				64
Mechanical Engr Tech	100	120				220
Org Leadership & Supv	29	189				218
Technology				48		48
TOTAL	580	986		48		1,614

Veterinary Medicine						
Basic Medical Sciences				1	6	7
Veterinary Clinical Sciences				1		1
Veterinary Medicine			64			64
Veterinary Pathobiology				5		5
Veterinary Technician	29					29
Veterinary Technology		29				29
TOTAL	29	29	64	7	6	135

Grand Total	644	6,154	216	1,583	446	9,043
--------------------	------------	--------------	------------	--------------	------------	--------------



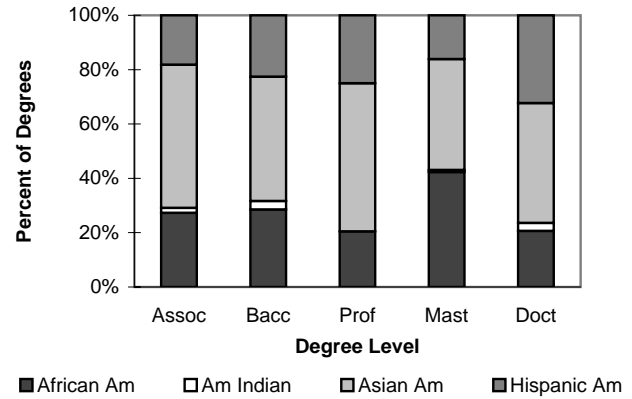
History Of Degrees Conferred By Level

	Year of First Degree Conferred	Conferred to Date
Associate	1961	21,861
Baccalaureate	1874	252,808
Master	1885	62,444
Professional	1877	3,891
Doctor of Philosophy	1896	20,959
Total Degrees Conferred as of June 30, 2004 :		361,963

Programs Of Study With Most Baccalaureate Degrees Conferred

Management	382
Electrical & Computer Engineering	337
Communication	264
Elementary Education	237
Mechanical Engineering	216

Degrees Awarded To Ethnic Students By Degree Level And Ethnic Group



Degrees Awarded By Ethnic Group, Gender And College/School

	African American		American Indian		Asian American		Hispanic American		TOTAL ETHNIC		International* Students	
	Men	Women	Men	Women	Men	Women	Men	Women	Men	Women	Men	Women
Agriculture												
Undergraduate	0	3	0	0	3	3	2	3	5	9	1	8
Graduate/Professional	0	2	0	0	2	1	0	1	2	4	26	15
Consumer & Family Sciences												
Undergraduate	4	18	0	1	4	9	6	6	14	34	10	3
Graduate/Professional	1	0	0	0	1	1	0	1	2	2	6	17
Education												
Undergraduate	1	1	0	2	1	3	1	8	3	14	0	0
Graduate/Professional	1	4	1	0	0	0	1	4	3	8	1	9
Engineering												
Undergraduate	10	5	0	0	57	8	15	4	82	17	169	34
Graduate/Professional	11	6	0	0	15	5	5	0	31	11	294	65
Liberal Arts												
Undergraduate	19	27	2	2	14	29	18	15	53	73	5	7
Graduate/Professional	7	4	1	0	3	4	2	3	13	11	20	28
Management												
Undergraduate	9	8	2	0	20	10	9	3	40	21	72	42
Graduate/Professional	11	5	0	0	19	10	4	0	34	15	150	41
Pharmacy, Nursing & Health Sciences												
Undergraduate	2	5	0	0	2	6	2	6	6	17	1	3
Graduate/Professional	1	8	0	0	4	19	5	4	10	31	7	10
Science												
Undergraduate	1	3	0	2	24	8	2	1	27	14	38	19
Graduate/Professional	1	6	0	0	2	3	3	4	6	13	80	48
Technology												
Undergraduate	26	18	5	1	43	18	19	4	93	41	23	13
Graduate/Professional	2	1	0	0	0	0	1	0	3	1	15	3
Veterinary Medicine												
Undergraduate	0	0	0	0	0	0	0	1	0	1	0	1
Graduate/Professional	0	0	0	0	1	2	1	4	2	6	3	2
UNDERGRAD TOTAL	72	88	9	8	168	94	74	51	323	241	319	130
GRAD/PROF TOTAL	35	36	2	0	47	45	22	21	106	102	602	238
GRAND TOTAL	107	124	11	8	215	139	96	72	429	343	921	368

Degree Level By U.S. / International* Status

	U.S Citizen	International*	TOTAL
Associate	628	16	644
Baccalaureate	5,721	433	6,154
Professional	212	4	216
Master	968	615	1,583
Doctorate	225	221	446
Total	7,754	1,289	9,043

For more information contact:
 OFFICE OF ENROLLMENT MANAGEMENT
 PURDUE UNIVERSITY
 475 STADIUM MALL DRIVE
 WEST LAFAYETTE, IN 47907-2050
 (765) 494-0292
 e-mail: enrollmentmanagement@purdue.edu

* International count is based on fee residence.