

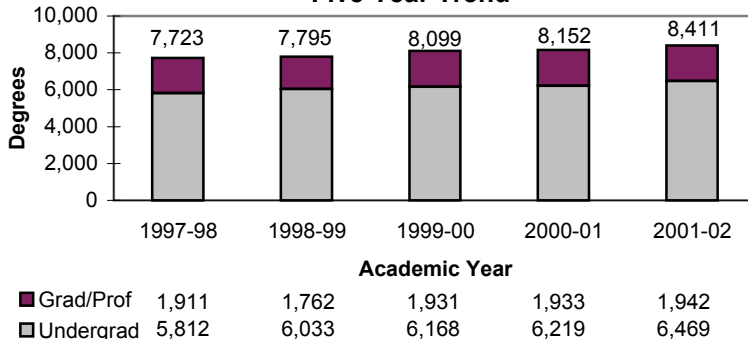
Total 2001-02 Degrees Conferred: 8,411

Undergraduate 6,469
Graduate/Professional 1,942

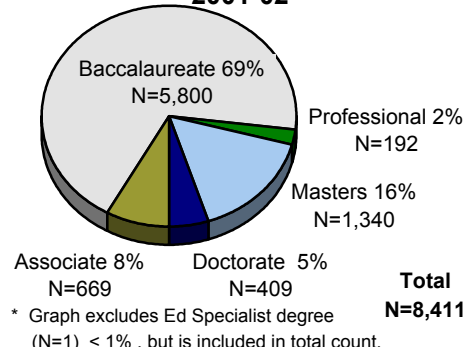
Degrees By School And Gender

School	Men	Women	Total	% of Total	School	Men	Women	Total	% of Total
Agriculture					Management				
Associate	15	13	28		Baccalaureate	332	212	544	
Baccalaureate	276	237	513		Masters	286	81	367	
Masters	57	36	93		Doctorate	12	4	16	
Doctorate	25	10	35		TOTAL	630	297	927	11.0%
TOTAL	373	296	669	8.0%	Pharmacy, Nursing & Health Sciences				
Consumer & Family Sciences					Science				
Associate	0	3	3		Baccalaureate	64	210	274	
Baccalaureate	137	331	468		Professional	45	88	133	
Masters	3	26	29		Masters	10	5	15	
Doctorate	8	4	12		Doctorate	8	9	17	
TOTAL	148	364	512	6.1%	TOTAL	127	312	439	5.2%
Education					Technology				
Baccalaureate	53	235	288		Baccalaureate	265	171	436	
Masters	22	65	87		Masters	104	36	140	
Ed Specialist	1	0	1		Doctorate	67	24	91	
Doctorate	9	8	17		TOTAL	436	231	667	7.9%
TOTAL	85	308	393	4.7%	Veterinary Medicine				
Engineering					Associate				
Baccalaureate	883	256	1,139		Baccalaureate	0	26	26	
Masters	336	73	409		Baccalaureate	0	22	22	
Doctorate	104	18	122		Professional	21	38	59	
TOTAL	1,323	347	1,670	19.9%	Masters	5	6	11	
Liberal Arts					Doctorate				
Baccalaureate	360	732	1,092		Doctorate	6	5	11	
Masters	49	100	149		TOTAL	32	97	129	1.5%
Doctorate	35	53	88		GRAND TOTAL				
TOTAL	444	885	1,329	15.8%	4,967	3,444	8,411		

Degrees Conferred By Level
Five Year Trend



Degrees Conferred By Level
2001-02*

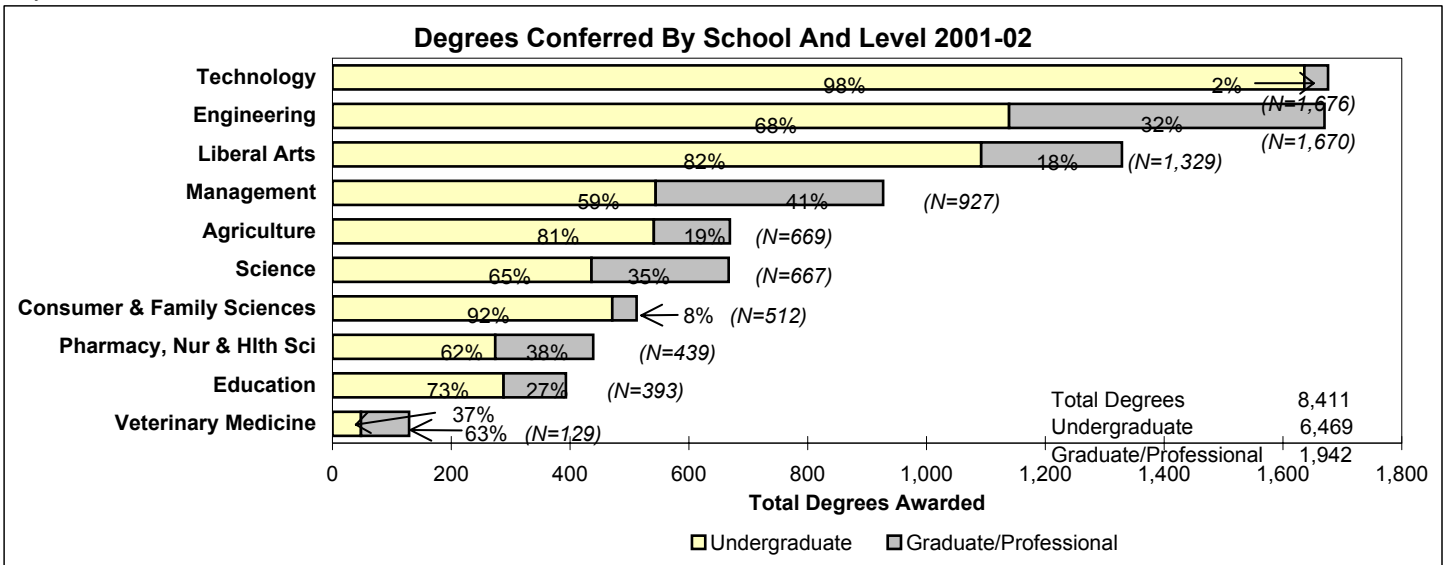


2001- 02 Degrees Awarded By Program Of Study

School	Assoc	Bacc	Prof	Mast	Doct	Total	School	Assoc	Bacc	Prof	Mast	Doct	Total
Agriculture							Engineering						
Agricultural Communication		7				7	Aeronautics & Astronautics	65			34	14	113
Agricultural Economics	2	67		17	7	93	Agricultural Engineering			8		8	16
Agricultural Education	5	21				26	Chemical Engineering	128		19		16	163
Agr & Biol Engineering		30				30	Civil Engineering	135		73		22	230
Agricultural Mechanization	1	29				30	Construction Engineering	42					42
Agriculture		21				21	Electrical Engineering			78		33	111
Agronomy	9	25		12	9	55	Elec & Comp Engineering	306					306
Animal Sciences	4	88		12	4	108	Industrial Engineering	176		40		5	221
Biochemistry		12		1		13	Interdisciplinary Engr	37		66			103
Botany & Plant Pathology				4	3	7	Land Surveying	7					7
Entomology		9		2		11	Materials Engineering	18		7		2	27
Extension Education				1		1	Mechanical Engineering	211		78		19	308
Farm Business Management		23		16		39	Nuclear Engineering	14		6		3	23
Food Science		33		11	5	49	TOTAL	1,139		409		122	1,670
Forestry		17				17	Liberal Arts						
Forestry & Natural Resources				11	6	17	Afro-American Studies	2					2
Horticulture	7	41		6	1	55	American Studies			4		5	9
Landscape Architecture		30				30	Audiology & Speech Science	53		20			73
Natural Resources & Envir Sci		25				25	Communication	315		10		7	332
Natural Resources Conservation		2				2	Communication Teaching	1					1
Plant Protection		6				6	Community Health	22					22
Wildlife Science		27				27	Comparative Literature			3		1	4
TOTAL	28	513		93	35	669	English	75		29		26	130
Consumer & Family Sciences							English Teaching	30					30
Food Ser & Lodging Spv	3					3	Foreign Languages & Lit	14		16		6	36
Apparel Design & Technology		15				15	Foreign Languages & Lit Teach	4					4
Child Devel & Family Studies				11	3	14	Health & Safety Teaching	2					2
Consumer Affairs		1				1	History	37		6		6	49
Consumer Sciences & Retailing				1	3	4	Interdisciplinary Film	8					8
Coordinated Dietetics		1				1	Linguistics	4					4
Didactic Dietetics		22				22	Philosophy	7		1		3	11
ECE and Intervention		24				24	Physical Ed (BPE) Teach	13					13
Family & Consumer Science Educ		4				4	Physical Ed Health & Recreation			26		2	28
Financial Counsel & Planning		24				24	Physical Ed Teaching	28					28
Food Science		2				2	Physical Education	30					30
Foods & Nutrition				5	3	8	Political Science	53		2		7	62
Foods & Nutrition In Business		2				2	Psychology	178		12		17	207
Hospitality & Tourism Mgmt		142		12	3	157	Religious Studies	3					3
Individual and Fam Studies		39				39	Science & Culture	2					2
Nutrition Science		2				2	Sociology & Anthropology	105		6		8	119
Nutrition, Fitness & Health		5				5	Visual and Performing Arts			14			14
Occupational FCS Education		6				6	Vis&Perf Arts - Art History	4					4
Retail Management		58				58	Vis&Perf Arts - Fine Arts	8					8
Selling & Sales Management		53				53	Vis&Perf Arts - Indus Design	10					10
Small Business		33				33	Vis&Perf Arts - Photography	8					8
Youth, Adult & Fam Services		35				35	Vis&Perf Arts - Visual Design	27					27
TOTAL	3	468		29	12	512	Vis&Perf Arts - Interior Design	20					20
Education							Vis&Perf Arts - Teaching	11					11
Curriculum & Instruction				59	11	70	Vis&Perf Arts - Theatre	18					18
Educational Specialist *			1			1	TOTAL	1,092		149		88	1,329
Educational Studies				28	6	34	<i>(Degrees Awarded continued on next page)</i>						
Elementary Education		213				213							
Social Studies Teaching		40				40							
Special Education Teaching		35				35							

School	Assoc	Bacc	Prof	Mast	Doct	Total
Management						
Accounting		95				95
Economics		31		14	8	53
Industrial Admin - Germany				62		62
Industrial Administration				21		21
Industrial Management		87				87
Management		331		158	7	496
Management-Krannert Exec				99		99
Org Bhv & Human Res Mgmt				13	1	14
TOTAL		544		367	16	927
Pharmacy, Nursing & Health Sciences						
Clinical Pharmacy & Admin				2	2	4
Health Sciences		86		6	1	93
Indust & Physical Pharmacy				1	5	6
Med Chem & Pharmacognosy				6	9	15
Nursing		119				119
Pharmacy		69	133			202
TOTAL		274	133	15	17	439
Science						
Actuarial Science		7				7
Biological Sciences		132		14	16	162
Chemistry		41		19	41	101
Chemistry Teaching		3				3
Computer Science		141		36	5	182
Earth & Atmos Sciences		26		12	4	42
Earth & Atmos Sciences Teach		1				1
Mathematics		23		19	8	50
Mathematics Teaching		30				30
Physics		18		8	9	35

School	Assoc	Bacc	Prof	Mast	Doct	Total
Science continued						
Physics Teaching						0
Science		14				14
Statistics				32	8	40
TOTAL		436		140	91	667
Technology						
Aviation Technology	131	128				259
Build Const & Contract	8	113				121
Computer Graphics Tech	15	133				148
Comp Info Systems Tech		45				45
Comp Integr Manuf Tech	22	17				39
Computer Technology	178	115				293
Electrical Engr Tech	111	83				194
Indust Arts Teach		6				6
Industrial Technology	1	74				75
Mechanical Engr Tech	99	91				190
Org Leadership & Supv	47	219				266
Technology				40		40
TOTAL	612	1,024		40		1,676
Veterinary Medicine						
Basic Medical Sciences				2	5	7
Veterinary Clinical Sciences				5	1	6
Veterinary Medicine			59			59
Veterinary Pathobiology				4	5	9
Veterinary Technician	26					26
Veterinary Technology		22				22
TOTAL	26	22	59	11	11	129
Grand Total	669	5,800	193*	1,340	409	8,411



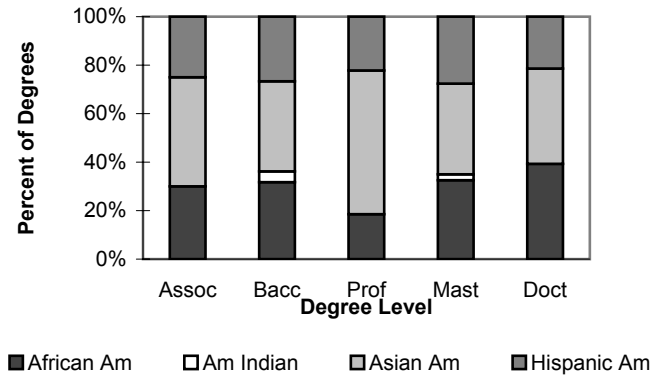
History Of Degrees Conferred By Level

	Year of First Degree Conferred	Conferred to Date
Associate	1961	20,534
Baccalaureate	1874	240,655
Master	1885	59,469
Professional	1877	3,472
Doctor of Philosophy	1896	20,050
Total Degrees Conferred as of June 30 2002* :		344,180

Programs Of Study With Most Baccalaureate Degrees Conferred

Management	331
Communication	315
Electrical & Computer Engineering	306
Org Leadership & Supervision	219
Elementary Education	213

Degrees Awarded To Ethnic Students By Degree Level And Ethnic Group



Degrees Awarded By Ethnic Group, Gender And School

	African American		American Indian		Asian American		Hispanic American		TOTAL ETHNIC		International Students	
	Men	Women	Men	Women	Men	Women	Men	Women	Men	Women	Men	Women
	Agriculture											
Undergraduate	2	3	2	0	2	4	1	7	7	14	4	3
Graduate/Professional	1	2	0	1	1	1	1	0	3	4	32	15
Consumer & Family Sciences												
Undergraduate	5	10	2	1	5	4	3	9	15	24	2	7
Graduate/Professional	0	3	0	0	0	0	0	1	0	4	5	13
Education												
Undergraduate	1	0	0	1	0	1	0	3	1	5	0	0
Graduate/Professional	0	3	0	1	0	1	0	2	0	7	12	8
Engineering												
Undergraduate	11	10	1	0	40	15	19	7	71	32	172	41
Graduate/Professional	4	8	0	0	12	6	11	5	27	19	226	38
Liberal Arts												
Undergraduate	12	23	1	4	9	18	16	16	38	61	5	10
Graduate/Professional	2	8	0	0	2	3	3	7	7	18	13	32
Management												
Undergraduate	13	10	0	3	11	11	12	6	36	30	51	23
Graduate/Professional	9	5	1	0	12	8	4	1	26	14	150	36
Pharmacy, Nursing & Health Sciences												
Undergraduate	2	9	1	0	7	5	3	11	13	25	0	2
Graduate/Professional	3	3	0	0	6	9	3	2	12	14	6	12
Science												
Undergraduate	3	2	1	0	15	9	4	3	23	14	32	15
Graduate/Professional	1	1	0	0	6	1	3	1	10	3	86	29
Technology												
Undergraduate	45	14	4	1	36	18	23	4	108	37	18	10
Graduate/Professional	1	1	0	0	2	0	0	0	3	1	3	5
Veterinary Medicine												
Undergraduate	0	0	0	0	0	1	0	0	0	1	0	1
Graduate/Professional	1	0	0	0	0	3	2	0	3	3	5	3
UNDERGRAD TOTAL	94	81	12	10	125	86	81	66	312	243	284	112
GRAD/PROF TOTAL	22	34	1	2	41	32	27	19	91	87	538	191
GRAND TOTAL	116	115	13	12	166	118	108	85	403	330	822	303