

Purdue University

West Lafayette Degrees Conferred Summary

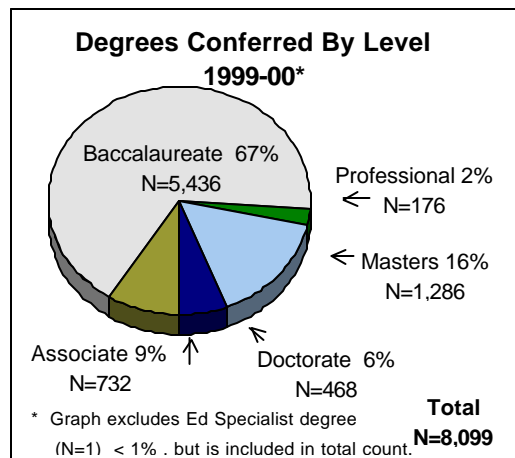
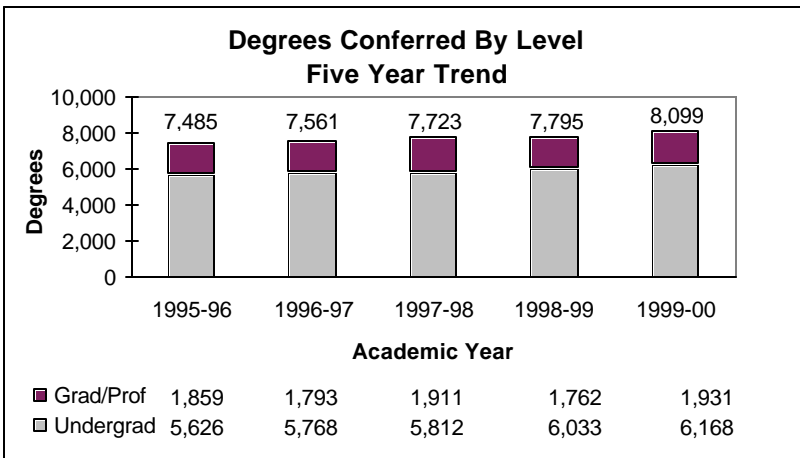
1999 - 2000



Total 1999-00 Degrees Conferred: 8,099
 Undergraduate 6,168
 Graduate/Professional 1,931

Degrees By School And Gender

School	Men	Women	Total	% of Total	School	Men	Women	Total	% of Total
Agriculture					Management				
Associate	12	10	22		Baccalaureate	322	223	545	
Baccalaureate	286	195	481		Masters	235	70	305	
Masters	43	27	70		Doctorate	9	5	14	
Doctorate	38	15	53		TOTAL	566	298	864	10.7%
TOTAL	379	247	626	7.7%	Pharmacy, Nursing & Health Sciences				
Consumer & Family Sciences					Science				
Associate	1	0	1		Baccalaureate	71	198	269	
Baccalaureate	108	311	419		Professional	40	74	114	
Masters	9	31	40		Masters	4	4	8	
Doctorate	5	12	17		Doctorate	12	12	24	
TOTAL	123	354	477	5.9%	TOTAL	127	288	415	5.1%
Education					Technology				
Baccalaureate	46	219	265		Associate	545	133	678	
Masters	25	48	73		Baccalaureate	763	195	958	
Ed Specialist	1	0	1		Masters	36	10	46	
Doctorate	10	18	28		TOTAL	1,344	338	1,682	20.8%
TOTAL	82	285	367	4.5%	Veterinary Medicine				
Engineering					Liberal Arts				
Baccalaureate	806	230	1,036		Baccalaureate	364	700	1,064	
Masters	357	83	440		Masters	56	103	159	
Doctorate	108	15	123		Doctorate	31	57	88	
TOTAL	1,271	328	1,599	19.7%	TOTAL	451	860	1,311	16.2%
GRAND TOTAL					4,788	3,311	8,099		



1999-00 Degrees Awarded By Program Of Study

School	Assoc	Bacc	Prof	Mast	Doct	Total
Agriculture						
Agricultural Communication		4				4
Agricultural Economics	6	61		26	8	101
Agricultural Education	4	12				16
Agricultural Engineering		2				2
Agr & Biol Engineering		36				36
Agricultural Mechanizatic	1	26				27
Agricultural Meteorology		2				2
Agriculture		18				18
Agronomy	7	29		9	5	50
Animal Sciences	1	61		7	3	72
Biochemistry		13		2	12	27
Botany & Plant Pathology				5		5
Entomology		6		1	4	11
Farm Business Management		24				24
Food Science		35		5	7	47
Forestry		26				26
Forestry & Natural Resources				11	5	16
Horticulture	3	27		4	9	43
Landscape Architecture		24				24
Natural Resources & Envir Sci		28				28
Natural Resources Conservator		4				4
Plant Protection		7				7
Wildlife Science		36				36
TOTAL	22	481		70	53	626

Consumer & Family Sciences						
Food Ser & Lodging Spv	1					1
Apparel Design & Technology		9				9
Child Devel & Family Studies				14	7	21
Consumer Affairs		2				2
Consumer Sciences & Retailing		2		3	5	10
Coordinated Dietetics		1				1
Didactic Dietetics		34				34
ECE and Intervention		22				22
Family & Consumer Science Ed		2				2
Financial Counsel & Planning		28				28
Food Science		1				1
Foods & Nutrition				2	5	7
Foods & Nutrition In Business		1				1
Hospitality & Tourism Mgmt		138				138
Individual and Fam Studies		29				29
Nutrition Science		2				2
Nutrition, Fitness & Health		6				6
Occupational FCS Education		4				4
Restaurant-Institutional Mgmt				21		25
Retail Management		56				56
Selling & Sales Management		24				24
Small Business		17				17
Youth, Adult & Fam Services		37				37
TOTAL	1	419		40	17	477

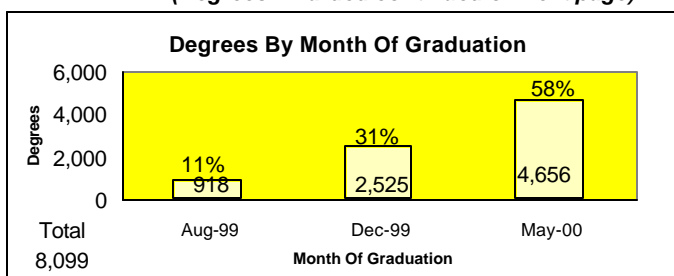
Education						
Curriculum & Instruction				42	16	58
Educational Specialist *			1			1
Educational Studies				31	12	43
Elementary Education		193				193
Social Studies Teaching		33				33
Special Education Teaching		39				39
TOTAL		265	1	73	28	367

* Educational Specialist is a sixth-year program and is not a professional degree by definition.

School	Assoc	Bacc	Prof	Mast	Doct	Total
Engineering						
Aeronautics & Astronautics		43		35	9	87
Agricultural Engineering				9	4	13
Chemical Engineering		113		7	9	129
Civil Engineering		147		60	25	232
Construction Engineering		27				27
Electrical Engineering				120	34	154
Elec & Comp Engineering		276				276
Industrial Engineering		139		65	13	217
Interdisciplinary Engr		41		69		110
Land Surveying		5				5
Materials Engineering		19		8	4	31
Mechanical Engineering		221		60	23	304
Nuclear Engineering		5		7	2	14
TOTAL		1,036		440	123	1,599

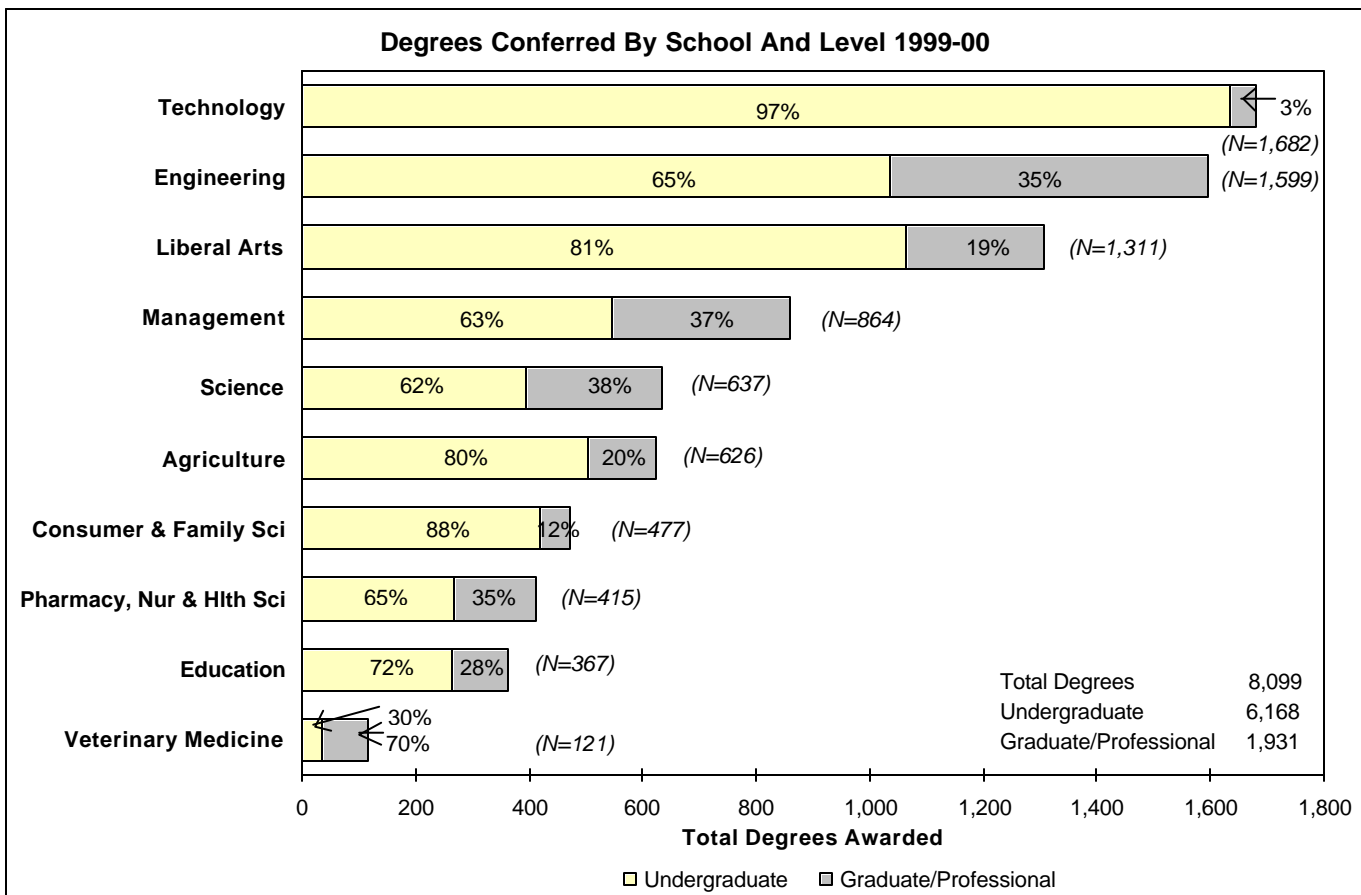
Liberal Arts						
American Studies				2	2	4
Athletic Training		1				1
Audiology & Speech Science		61		38	1	100
Classical Studies		1				1
Communication		240		9	8	257
Community Health		26				26
Comparative Literature				2	3	5
Economics		29				29
English		71		19	31	121
English Teaching		26				26
Foreign Languages & Lit		25		13	2	40
Foreign Languages & Lit Teach		10				10
Health & Safety Teaching		2				2
History		50		14	5	69
Interdisciplinary Film		5				5
Linguistics		1				1
Philosophy		7		1	2	10
Physical Ed (BPE) Teach		14				14
Physical Ed Health & Recreation				16	7	23
Physical Ed Teaching		41				41
Physical Education		21				21
Political Science		59		6	7	72
Psychology		164		15	14	193
Recreation		1				1
Sociology & Anthropology		105		5	6	116
Visual and Performing Arts				19		19
Vis&Perf Arts - Art History		6				6
Vis&Perf Arts - Fine Arts		14				14
Vis&Perf Arts - Indus Design		14				14
Vis&Perf Arts - Photography		4				4
Vis&Perf Arts - Visual Design		27				27
Vis&Perf Arts - Interior Design		22				22
Vis&Perf Arts - Teaching		7				7
Vis&Perf Arts - Theatre		10				10
TOTAL		1,064		159	88	1,311

(Degrees Awarded continued on next page)



School	Assoc	Bacc	Prof	Mast	Doct	Total
Management						
Accounting		113				113
Economics				11	5	16
Industrial Administration				25		25
Industrial Management		85				85
Management		347		120	5	472
Management-Krannert Exec				125		125
Org Bhv & Human Res Mgmt				24	4	28
TOTAL		545		305	14	864
Pharmacy, Nursing & Health Sciences						
Clinical Pharmacy & Admin				1	2	3
Health Sciences		102		4	1	107
Indust & Physical Pharmacy				1	10	11
Med Chem & Pharmacognosy				2	11	13
Nursing		96				96
Pharmacy		71	114			185
TOTAL		269	114	8	24	415
Science						
Actuarial Science		21				21
Biological Sciences		124		4	18	146
Chemistry		38		11	51	100
Chemistry Teaching		3				3
Computer Sciences	1	136		61	9	207
Earth & Atmos Sciences		16		12	5	33
Earth & Atmos Sciences Teach		2				2
Mathematics		19		19	8	46
Mathematics Teaching		13				13
Physics		10		12	13	35
Physics Teaching		1				1

School	Assoc	Bacc	Prof	Mast	Doct	Total
Science continued						
Science		8				8
Statistics		2		18	2	22
TOTAL	1	393		137	106	637
Technology						
Aviation Technology	129	110				239
Build Const & Contract	13	125				138
Computer Graphics Tecf	101	111				212
Comp Integr Manuf Tech	15	17				32
Computer Technology	189	150				339
Electrical Engr Tech	89	76				165
Indust Arts Teach		7				7
Industrial Technology		58				58
Mechanical Engr Tech	108	93				201
Org Leadership & Supv	33	211				244
Technology				46		46
Trade & Tech Teaching	1					1
TOTAL	678	958		46		1,682
Veterinary Medicine						
Basic Medical Sciences				5	5	10
Veterinary Anatomy					1	1
Veterinary Clinical Sciences				1	1	2
Veterinary Medicine			62			62
Veterinary Pathobiology				2	8	10
Veterinary Technician	30					30
Veterinary Technology		6				6
TOTAL	30	6	62	8	15	121
Grand Total	732	5,436	177	1,286	468	8,099



* The professional total includes Educational Specialist (N=1) which is a sixth-year program and is not a professional degree by definition.

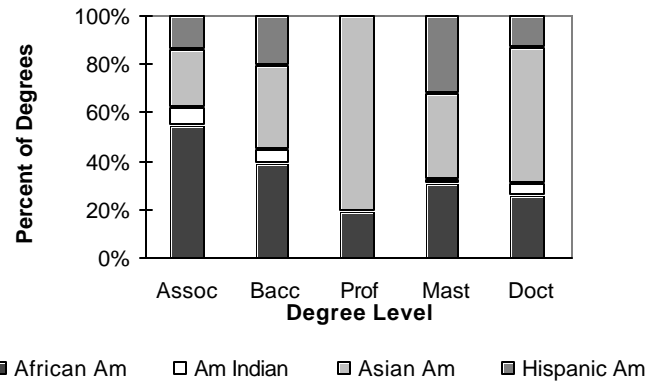
History Of Degrees Conferred By Level

	Year of First Degree Conferred	Conferred to Date
Associate	1961	19,225
Baccalaureate	1874	229,276
Master	1885	56,845
Professional	1877	3,096
Doctor of Philosophy	1896	19,177
Total Degrees Conferred as of June 30 2000* : 327,619		

Programs Of Study With Most Baccalaureate Degrees Conferred

Management	347
Electrical & Computer Engineering	276
Communication	240
Mechanical Engineering	221
Organizational Leadership & Supervision	211

Degrees Awarded To Ethnic Students By Degree Level And Ethnic Group



Degrees Awarded By Ethnic Group, Gender And School

	African American		American Indian		Asian American		Hispanic American		TOTAL ETHNIC		International Students	
	Men	Women	Men	Women	Men	Women	Men	Women	Men	Women	Men	Women
	Agriculture											
Undergraduate	1	4	1	0	2	5	2	2	6	11	3	3
Graduate/Professional	0	0	0	0	3	2	2	0	5	2	36	19
Consumer & Family Sciences												
Undergraduate	3	9	2	2	2	10	1	7	8	28	5	7
Graduate/Professional	1	0	1	0	0	0	0	0	2	0	6	26
Education												
Undergraduate	3	1	0	2	1	0	0	4	4	7	0	0
Graduate/Professional	2	0	0	0	2	1	1	2	5	3	3	8
Engineering												
Undergraduate	19	12	3	0	33	14	17	7	72	33	159	31
Graduate/Professional	8	7	0	0	23	5	13	3	44	15	207	50
Liberal Arts												
Undergraduate	17	27	3	2	8	21	9	18	37	68	12	4
Graduate/Professional	1	4	0	1	0	5	3	3	4	13	18	20
Management												
Undergraduate	17	13	2	0	13	13	4	6	36	32	40	29
Graduate/Professional	9	7	1	0	10	6	6	4	26	17	98	22
Pharmacy, Nursing & Health Sciences												
Undergraduate	5	9	1	0	8	11	1	5	15	25	1	1
Graduate/Professional	1	2	0	0	5	9	0	0	6	11	6	13
Science												
Undergraduate	4	1	1	2	20	5	11	1	36	9	28	26
Graduate/Professional	1	3	0	0	5	3	4	3	10	9	94	32
Technology												
Undergraduate	62	33	11	2	25	9	23	2	121	46	8	10
Graduate/Professional	1	3	1	0	0	0	0	0	2	3	0	2
Veterinary Medicine												
Undergraduate	0	1	0	0	0	0	0	0	0	1	0	0
Graduate/Professional	0	1	0	0	1	0	1	0	2	1	5	3
UNDERGRAD TOTAL	131	110	24	10	112	88	68	52	335	260	256	111
GRAD/PROF TOTAL	24	27	3	1	49	31	30	15	106	74	473	195
GRAND TOTAL	155	137	27	11	161	119	98	67	441	334	729	306

Degree Level By U.S. / International Status

	U.S Citizen	International	TOTAL
Associate	721	11	732
Baccalaureate	5,080	356	5,436
Professional	171	5	176
Master	820	466	1,286
Educational Specialist	1	0	1
Doctorate	271	197	468
Total	7,064	1,035	8,099

For more information contact:
 OFFICE OF THE REGISTRAR - RESEARCH
 PURDUE UNIVERSITY
 1095 HOVDE HALL
 WEST LAFAYETTE, IN 47907-1095
 (765) 494-0292
 e-mail: reg-research@purdue.edu

* Total does not include Educational Specialist degrees awarded.