

## Total Gift Giving by Category

(for Fiscal Years 1992-93 through 2001-02)

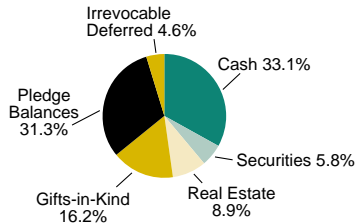
Gift Category	1992-93	1993-94	1994-95	1995-96	1996-97	1997-98	1998-99	1999-00	2000-01 <sup>1</sup>	2001-02 <sup>1</sup>
Cash/Securities	34,067,705	33,830,555	62,124,195	41,596,046	45,158,955	56,108,000	60,504,848	59,801,435	95,064,665	93,073,449
Real Estate	340,000	1,304,100	500,000	970,000	1,918,554	1,320,000	110,000	107,500	550,697	21,205,000
Gifts-in-Kind	8,700,218	13,064,708	9,899,787	11,685,848	10,306,661	14,485,677	12,787,261	18,182,183	14,677,273	38,670,798
Irrevocable Deferred	4,075,654	5,782,113	3,667,746	6,748,476	7,594,359	8,407,725	8,375,708	10,191,713	20,441,999	11,050,824
Pledge Balances	- <sup>2</sup>	- <sup>2</sup>	- <sup>2</sup>	- <sup>2</sup>	- <sup>2</sup>	- <sup>2</sup>	12,790,979	25,076,504	43,200,539	74,875,232
Less: Prior Year										
Pledge Payments										-4,541,580
<b>Total</b>	<b>\$47,183,577</b>	<b>\$53,981,476</b>	<b>\$76,191,728</b>	<b>\$61,000,370</b>	<b>\$64,978,529</b>	<b>\$80,321,402</b>	<b>\$94,568,796</b>	<b>\$113,359,335</b>	<b>\$173,935,173</b>	<b>\$234,333,723</b>

<sup>1</sup>Campaign for Purdue counting period; payments on pledges made in prior years of The Campaign for Purdue deducted from total production to accurately reflect fund-raising totals during the campaign.

<sup>2</sup>Pledge balance data only reported for current FY and last three FY

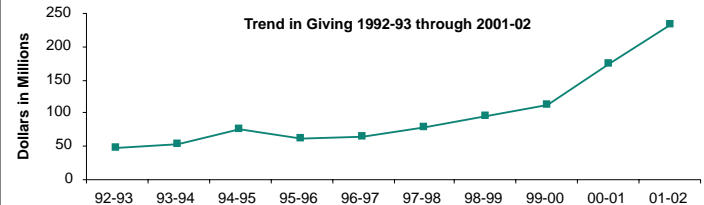
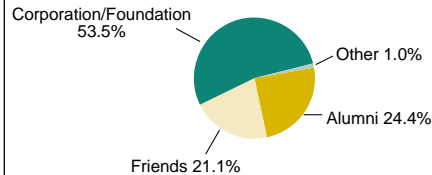
### Gift Activity Distribution by Type for Fiscal Year 2001-02 to June 30

Total - \$238,875,303



### Gift Income Distribution by Source for Fiscal Year 2001-02 to June 30

Total - \$164,000,072



Note: Includes total system contributions for all campuses; does not include pledges.

Source: Office of University Advancement