

System-wide Fast Facts¹

President
France A. Córdoba

Accreditation

The Higher Learning Commission of the North Central Association of Colleges and Schools

Headcount Enrollment Fall 2009-10

Calumet	10,133
Indiana - Purdue Fort Wayne	13,675
IUPUI - Purdue	4,964
North Central	4,463
West Lafayette	39,697
Statewide Technology	1,387
Total	74,319

Degrees Awarded	Cumulative
AY 2008-09	(1874-75 to 2008-09)

Associate	1,405	75,965
Baccalaureate	8,811	350,601
Master's ²	2,034	88,233
Doctorate	662	23,966
Professional	224	5,797
Total	13,136	544,562

2008 Baccalaureate Graduates Remaining in Indiana One Year After Graduation

All Graduates	69.8%
Indiana Residents	89.5%

Faculty and Staff Headcount Fall 2009-10

Faculty and Lecturers	4,547
Adjunct Faculty	637
Administrative and Professional Staff	4,494
Clerical and Service Staff	4,694
Extension Educators	294
Graduate Student Staff	4,943
Total	19,609

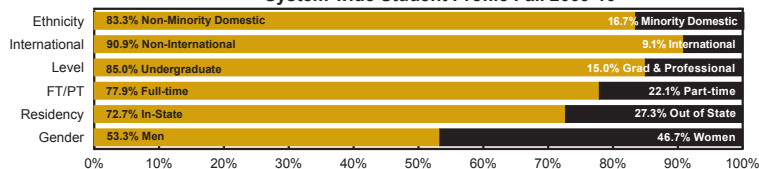
Budgeted Revenues for 2009-10 (in Millions)

Student Fees	\$634.4
State Appropriations	385.2
Federal Appropriations	15.9
Gifts, Grants, and Contracts	282.7
Auxiliary Enterprises	279.4
Student Aid	197.0
Facilities and Administrative Recovery	54.2
Interest and Other Revenue	38.4
Other Restructured Income	132.0
Total	\$2,019.2

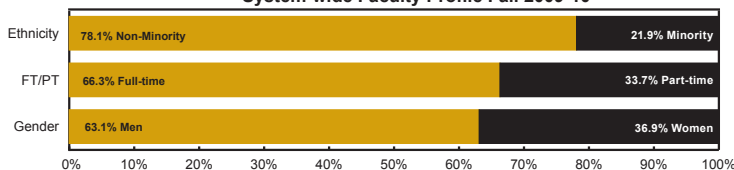
Sponsored Funding Awarded in 2008-09 (in Millions) \$342.2

University Lands (in Acres) 18,938

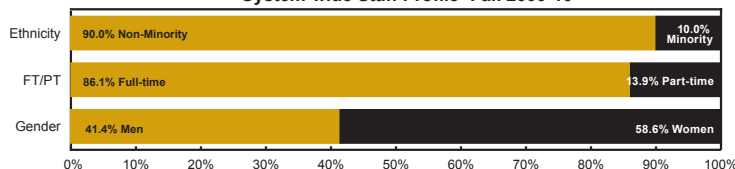
System-wide Student Profile Fall 2009-10



System-wide Faculty Profile Fall 2009-10



System-wide Staff Profile³ Fall 2009-10



¹System-wide data includes enrollment figures for Calumet, Indiana-Purdue Fort Wayne, North Central, West Lafayette, Statewide Technology, Continuing Education, and Purdue schools at Indiana University/Purdue University at Indianapolis. System-wide data does not include faculty and staff figures for Indiana University/Purdue University at Indianapolis.

²Educational Specialist degrees are included with the Master's degrees.

³Does not include Graduate Student Staff.