

Land and Facilities

(as of Fall 2010)

Land Areas

| West Lafayette Campus | Acres |
|-------------------------|--------------|
| Airport | 543 |
| Gravel Pit | 510 |
| Golf Courses | 344 |
| Academics | 341 |
| Athletics | 228 |
| Service and Maintenance | 191 |
| University Residences | 182 |
| Recreational Sports | 103 |
| Campus Parks | 94 |
| Discovery Park | 23 |
| Total | 2,559 |

| | |
|-----------------------------|---------------|
| Agricultural Land | 14,518 |
| Purdue Research Park | 725 |

Regional Campuses

| | |
|---------------|--------------|
| Calumet | 202 |
| Fort Wayne | 682 |
| North Central | 269 |
| Total | 1,153 |

| | |
|--------------------|---------------|
| Grand Total | 18,955 |
|--------------------|---------------|

Number of Buildings

| Campus | Major ¹ | Other | Total |
|----------------|--------------------|------------|------------|
| West Lafayette | 170 | 211 | 381 |
| Calumet | 18 | 4 | 22 |
| Fort Wayne | 26 | 16 | 42 |
| North Central | 4 | 7 | 11 |
| Total | 218 | 238 | 456 |

¹Major buildings are those with 10,000 or more gross square feet of area.

Distribution of Assignable Square Feet (ASF) by Organizational Units within Major Functional Categories at the West Lafayette Campus

| Academic Units | ASF | Grnd Total | Percent of Acad Total |
|--|------------------|--------------|-----------------------|
| Agriculture | 773,001 | | 16.7% |
| Education | 40,972 | | 0.9% |
| Engineering | 883,775 | | 19.1% |
| Health and Human Sciences ² | 268,225 | | 5.8% |
| Liberal Arts ² | 215,854 | | 4.7% |
| Management | 108,648 | | 2.4% |
| Pharmacy ² | 101,268 | | 2.2% |
| Science | 758,911 | | 16.4% |
| Technology | 225,096 | | 4.9% |
| Veterinary Medicine | 225,287 | | 4.9% |
| Subtotal Academic Units | 3,601,037 | 30.4% | 78.0% |
| Libraries | 328,852 | | 7.1% |
| General Classrooms | 271,270 | | 5.9% |
| Other Academic ³ | 417,531 | | 9.0% |
| Total Academic Units | 4,618,690 | 39.0% | 100.0% |

Administrative and Academic Support Units

| | | |
|--------------------------------------|------------------|--------------|
| Administrative Units | 958,418 | |
| Recreational Sports | 273,427 | |
| Warehouses | 52,774 | |
| Total Admin/Acad Support | 1,284,619 | 10.9% |
| Total Academic/Administrative | 5,903,309 | 49.9% |

Auxiliary, Residential and Non-institutional Agency Units

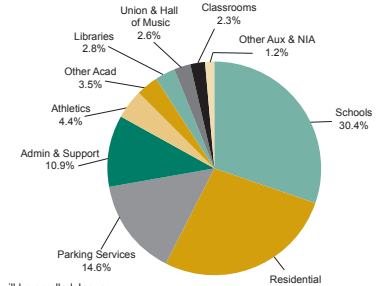
| | | |
|--|-------------------|---------------|
| Residential | 3,239,287 | 27.4% |
| Parking Services | 1,725,583 | 14.6% |
| Intercollegiate Athletics | 523,762 | 4.4% |
| Union & Elliott Hall of Music | 305,374 | 2.6% |
| Other ⁴ | 137,136 | 1.2% |
| Total Auxil, Resd¹ & NIA | 5,931,142 | 50.1% |
| Grand Total | 11,834,451 | 100.0% |

²The College of Health and Human Sciences was formed administratively on July 1, 2010. Students officially will be enrolled January 2011. The new college brings together nine academic units including all programs from the College of Consumer & Family Sciences; Health and Kinesiology, Psychological Sciences, and Speech, Language and Hearing Sciences from the College of Liberal Arts; and the Health Sciences and Nursing programs from the College of Pharmacy, Nursing and Health Sciences (renamed the College of Pharmacy).

³Includes Med1 Ed, Discovery Park, Continuing Education and Conferences, Mil Sciences, Bands, Cancer Rsch, PMU Mtg Rms, IT Teach & Lrng, Gen Acad Lab, Gen Univ, Commons, Acad Undevel, and Acad Resrv.

⁴Includes Airport Operations, Purdue Research Foundation Property, and other Non-institutional agencies.

ASF by Organizational Unit Function



Assignable Square Feet by Major Function and Building Age Categories

(for Fall 2010)

Assignable Square Feet (ASF)

| Major Function Categories | Building Age in Years | | | | | | | Total |
|---|-----------------------|-----------|-----------|-----------|-----------|----------|---------|------------|
| | 0 - 5 | 6 - 15 | 16 - 25 | 26 - 50 | 51 - 75 | 76 - 100 | > 100 | |
| Academic ¹ | 302,033 | 726,341 | 413,457 | 1,179,270 | 1,365,939 | 503,207 | 128,443 | 4,618,690 |
| Administrative and Academic Support ² | 163,162 | 256,555 | 137,906 | 283,275 | 341,471 | 77,452 | 24,798 | 1,284,619 |
| Residential | 453,050 | 36,272 | 356,961 | 1,113,787 | 1,200,629 | 78,588 | 0 | 3,239,287 |
| Parking Services | 0 | 0 | 917,484 | 808,099 | 0 | 0 | 0 | 1,725,583 |
| Other Auxiliary ³ and Non-institutional Agency Units | 46,580 | 147,390 | 135,647 | 229,317 | 330,837 | 76,501 | 0 | 966,272 |
| All | 964,825 | 1,166,558 | 1,961,455 | 3,613,748 | 3,238,876 | 735,748 | 153,241 | 11,834,451 |

Percent of Assignable Square Feet (ASF)

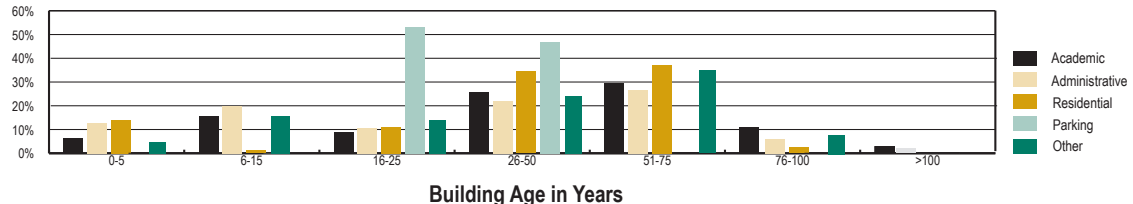
| Major Function Categories | Building Age in Years | | | | | | | Total |
|---|-----------------------|--------|---------|---------|---------|----------|-------|--------|
| | 0 - 5 | 6 - 15 | 16 - 25 | 26 - 50 | 51 - 75 | 76 - 100 | > 100 | |
| Academic ¹ | 6.5% | 15.7% | 9.0% | 25.5% | 29.6% | 10.9% | 2.8% | 100.0% |
| Administrative and Academic Support ² | 12.7% | 20.0% | 10.7% | 22.1% | 26.6% | 6.0% | 1.9% | 100.0% |
| Residential | 14.0% | 1.1% | 11.0% | 34.4% | 37.1% | 2.4% | 0.0% | 100.0% |
| Parking Services | 0.0% | 0.0% | 53.2% | 46.8% | 0.0% | 0.0% | 0.0% | 100.0% |
| Other Auxiliary ³ and Non-institutional Agency Units | 4.8% | 15.3% | 14.0% | 23.7% | 34.2% | 7.9% | 0.0% | 100.0% |
| All | 8.2% | 9.9% | 16.6% | 30.5% | 27.4% | 6.2% | 1.3% | 100.0% |

¹Includes Academic Schools, Discovery Park, Libraries, IT Teach & Learn, Mil Sciences, Bands, Med/Ed, Continuing Ed and Conferences, Gen Acad Labs and Classrooms, and Other Related Units.

²Includes Administrative Departments, Recreational Sports Facilities, and Warehouses.

³Includes Airport Operations, Union, Hall of Music, and Athletics.

Assignable Square Feet (ASF) by Major Function and Building Age



Source: Space Management and Academic Scheduling

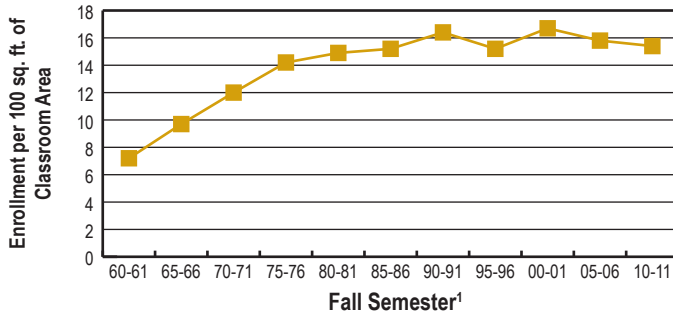
Classroom Utilization

(for Fall Semester every five years from 1960-61 through 2010-11)

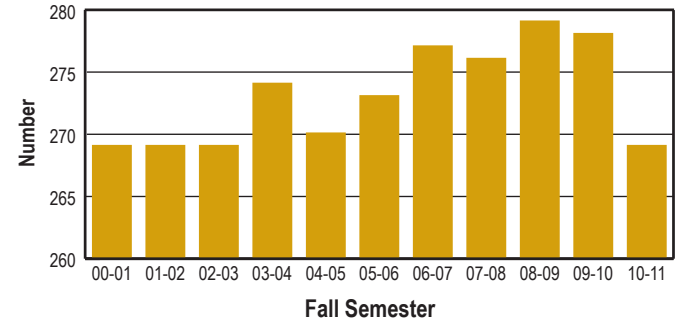
| Fall Semesters Past Fifty Years | 1960-61 | 1965-66 | 1970-71 | 1975-76 | 1980-81 | 1985-86 | 1990-91 | 1995-96 | 2000-01 | 2005-06 | 2010-11 | 50 Year Percent Change |
|--|---------|---------|---------|---------|---------|---------|---------|---------|---------|---------|---------|------------------------|
| Headcount Enrollment | 15,160 | 20,176 | 25,582 | 28,923 | 32,366 | 31,987 | 35,647 | 34,685 | 37,871 | 38,712 | 39,726 | 162% |
| Classroom Area (ASF) ¹ | 210,100 | 207,600 | 213,741 | 203,538 | 217,752 | 210,886 | 217,433 | 228,093 | 227,424 | 245,488 | 257,704 | 23% |
| Headcount Enrollment per 100 Square Feet | 7.2 | 9.7 | 12.0 | 14.2 | 14.9 | 15.2 | 16.4 | 15.2 | 16.7 | 15.8 | 15.4 | 114% |

| Fall Semesters Past Ten Years | 2000-01 | 2001-02 | 2002-03 | 2003-04 | 2004-05 | 2005-06 | 2006-07 | 2007-08 | 2008-09 | 2009-10 | 2010-11 |
|--|---------|---------|---------|---------|---------|---------|---------|---------|---------|---------|---------|
| Number of Classrooms Used ² | 269 | 269 | 269 | 274 | 270 | 273 | 277 | 276 | 279 | 278 | 269 |
| Average Weekly Hours of Room Use | 39.7 | 38.6 | 38.8 | 37.1 | 37.5 | 37.9 | 38.7 | 37.4 | 37.0 | 36.5 | 37.6 |

Classroom Utilization



Classrooms Used



¹ The classroom area values for 1960-61 and 1965-66 are estimates. Classroom area (assignable square feet) does not include classroom service space.

² Includes daytime and evening use.

Space Used by Academic-Administrative Departments ^{1, 2}

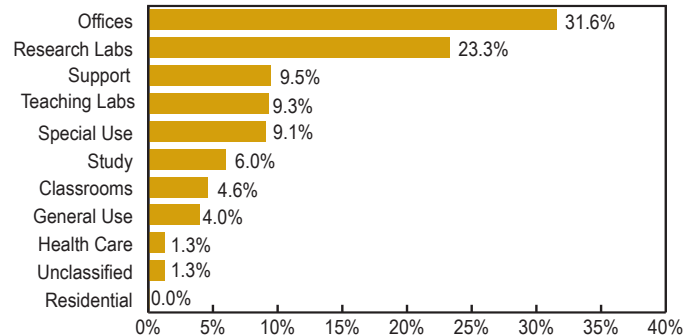
(for Fall Semester 2010-11)

| Major Room Type Categories | Assignable Square Feet | Percent of Total | Types of Rooms or Space Included (Excludes Space Under Construction) |
|----------------------------|------------------------|------------------|--|
| 100 Classrooms | 274,058 | 4.6% | Classrooms and classroom service spaces |
| 200 Teaching Labs | 547,677 | 9.3% | Class laboratories and individual study laboratories |
| 250 Research Labs | 1,377,702 | 23.3% | Nonclass laboratories and research laboratory office areas |
| 300 Offices | 1,862,705 | 31.6% | Offices, conference rooms, interview rooms, and departmental commons spaces |
| 400 Study | 355,411 | 6.0% | Study rooms, carrel areas, open stack areas, and library processing spaces |
| 500 Special Use | 537,809 | 9.1% | Armory, athletic and ath. stg areas, tchg clinics, demonstration facil, field bldgs, animal qtrrs, and grnhses |
| 600 General Use | 235,760 | 4.0% | Assembly, exhibition, food service, day care, lounge, merchandise, recreation, and meeting room facilities |
| 700 Support | 559,324 | 9.5% | Central computing, shops, storage, vehicle storage, service, and hazardous materials storage facilities |
| 800 Health Care | 76,981 | 1.3% | Patient rooms, patient bath, surgery, treatment, diagnostic labs, cntrl supplies, public wtg, and on-call facilities |
| 900 Residential | 1,069 | 0.0% | Resident sleeping rooms, sleeping rooms with bath, common bath, guest rooms, apartments, and houses |
| 000 Unclassified | 74,813 | 1.3% | Space that is inactive, undergoing remodeling, or is unfinished |
| Total | 5,903,309 | 100.0% | |

¹By major room type categories.

²Does not include auxiliaries.

Academic-Administrative Space by Major Room Type Category



Source: Space Management and Academic Scheduling

Assignable Space by Organizational Units¹
(for Fall Semester in Academic Years 2000-01 through 2010-11)

Assignable Square Feet (ASF) in 1,000s

| | 2000-01 | 2001-02 | 2002-03 | 2003-04 | 2004-05 | 2005-06 | 2006-07 | 2007-08 | 2008-09 | 2009-10 | 2010-11 | Pct of Fall 2010 Acad/Adm Totl |
|--|---------------|---------------|---------------|---------------|---------------|---------------|---------------|---------------|---------------|---------------|---------------|-----------------------------------|
| Academic Units: | | | | | | | | | | | | |
| Agriculture | 713 | 729 | 730 | 743 | 762 | 764 | 771 | 775 | 781 | 770 | 773 | 13% |
| Consumer & Family Sci | 100 | 101 | 101 | 101 | 101 | 109 | 108 | 108 | 108 | 108 | N/A | |
| Education | 41 | 40 | 40 | 40 | 40 | 41 | 41 | 41 | 41 | 41 | 41 | 1% |
| Engineering | 582 | 594 | 594 | 649 | 693 | 711 | 755 | 832 | 833 | 877 | 884 | 15% |
| Health and Human Sci ² | N/A | N/A | N/A | N/A | N/A | N/A | N/A | N/A | N/A | N/A | N/A | 268 |
| Liberal Arts ² | 296 | 299 | 303 | 317 | 325 | 346 | 332 | 336 | 339 | 340 | 216 | 4% |
| Management | 70 | 71 | 71 | 101 | 100 | 98 | 98 | 105 | 110 | 109 | 109 | 2% |
| Pharmacy ² | 113 | 114 | 114 | 115 | 118 | 120 | 127 | 128 | 130 | 132 | 101 | 2% |
| Science | 667 | 665 | 670 | 673 | 670 | 681 | 725 | 729 | 728 | 767 | 759 | 13% |
| Technology | 200 | 200 | 206 | 206 | 208 | 209 | 209 | 212 | 217 | 225 | 225 | 4% |
| Veterinary Medicine | 206 | 207 | 207 | 206 | 208 | 222 | 222 | 230 | 226 | 223 | 225 | 4% |
| Subtotal Academic Units | 2,987 | 3,020 | 3,035 | 3,150 | 3,225 | 3,302 | 3,388 | 3,496 | 3,513 | 3,592 | 3,601 | 61% |
| Libraries | 334 | 333 | 333 | 332 | 334 | 334 | 333 | 337 | 336 | 329 | 329 | 6% |
| Gen'l Classrooms | 236 | 236 | 235 | 251 | 257 | 253 | 264 | 276 | 273 | 274 | 271 | 5% |
| Other Academic ³ | 266 | 263 | 255 | 370 | 317 | 383 | 389 | 425 | 373 | 396 | 418 | 7% |
| Total Academic Units | 3,823 | 3,853 | 3,857 | 4,103 | 4,132 | 4,273 | 4,374 | 4,533 | 4,495 | 4,590 | 4,619 | 78% |
| Administrative, Student Services, and Other Central Support Units | | | | | | | | | | | | |
| Adm/Stu Srv Units | 351 | 357 | 374 | 403 | 435 | 468 | 500 | 500 | 577 | 580 | 577 | 10% |
| Cntrl Shops/Sprrt | 334 | 339 | 337 | 335 | 333 | 334 | 348 | 350 | 357 | 357 | 382 | 6% |
| Warehouses | 172 | 178 | 178 | 178 | 231 | 231 | 231 | 53 | 53 | 53 | 53 | 1% |
| Rec Sports | 154 | 196 | 203 | 203 | 202 | 202 | 207 | 206 | 208 | 208 | 273 | 5% |
| Total Admin | 1,011 | 1,071 | 1,092 | 1,120 | 1,202 | 1,235 | 1,285 | 1,110 | 1,194 | 1,198 | 1,285 | 22% |
| Total Acad/Admin | 4,834 | 4,924 | 4,949 | 5,223 | 5,334 | 5,507 | 5,659 | 5,643 | 5,689 | 5,788 | 5,903 | 100% |
| Auxiliary, Residential, and Non-institutional Agency (NIA) Units | | | | | | | | | | | | |
| Residential | 3,080 | 3,020 | 2,912 | 2,846 | 2,928 | 2,920 | 2,896 | 3,180 | 3,174 | 3,259 | 3,239 | |
| Parking Services | 1,726 | 1,726 | 1,726 | 1,726 | 1,726 | 1,726 | 1,726 | 1,726 | 1,726 | 1,726 | 1,726 | |
| Intercollegiate Athletics | 404 | 404 | 412 | 485 | 489 | 491 | 538 | 538 | 538 | 538 | 524 | |
| Union & Elliott Hall | 327 | 290 | 300 | 293 | 295 | 301 | 303 | 302 | 305 | 305 | 305 | |
| Other ⁴ | 124 | 125 | 123 | 113 | 138 | 135 | 135 | 133 | 137 | 137 | 137 | |
| Total Aux-Res-NIA | 5,660 | 5,565 | 5,472 | 5,463 | 5,576 | 5,573 | 5,596 | 5,878 | 5,879 | 5,965 | 5,931 | |
| Campus Total | 10,495 | 10,489 | 10,421 | 10,686 | 10,910 | 11,080 | 11,255 | 11,521 | 11,568 | 11,753 | 11,834 | |

¹Within major function categories.

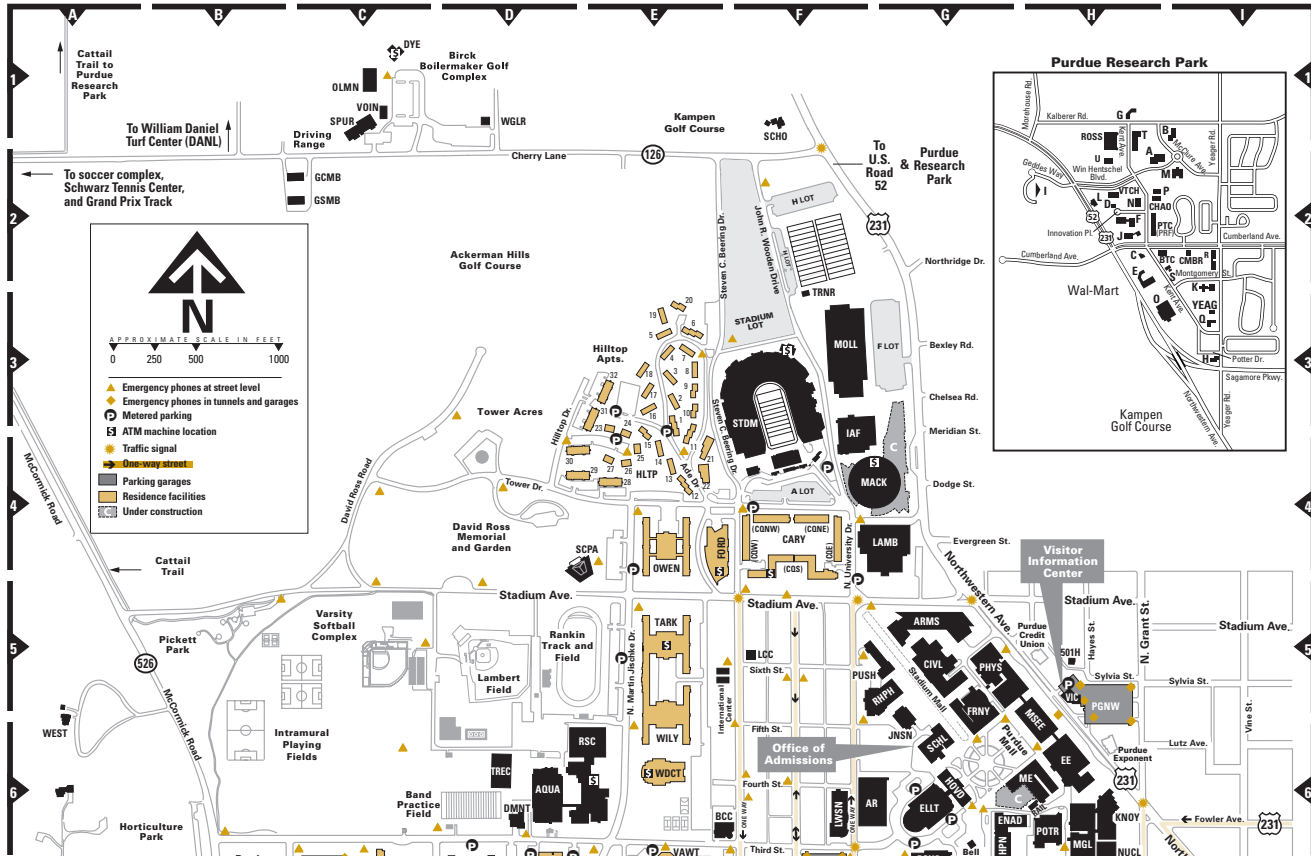
²The College of Health and Human Sciences was formed administratively on July 1, 2010. Students officially will be enrolled January 2011. The new college brings together nine academic units including all programs from the College of Consumer & Family Sciences; Health and Kinesiology, Psychological Sciences, and Speech, Language and Hearing Sciences from the College of Liberal Arts; and the Health Sciences and Nursing programs from the College of Pharmacy, Nursing and Health Sciences (renamed the College of Pharmacy).

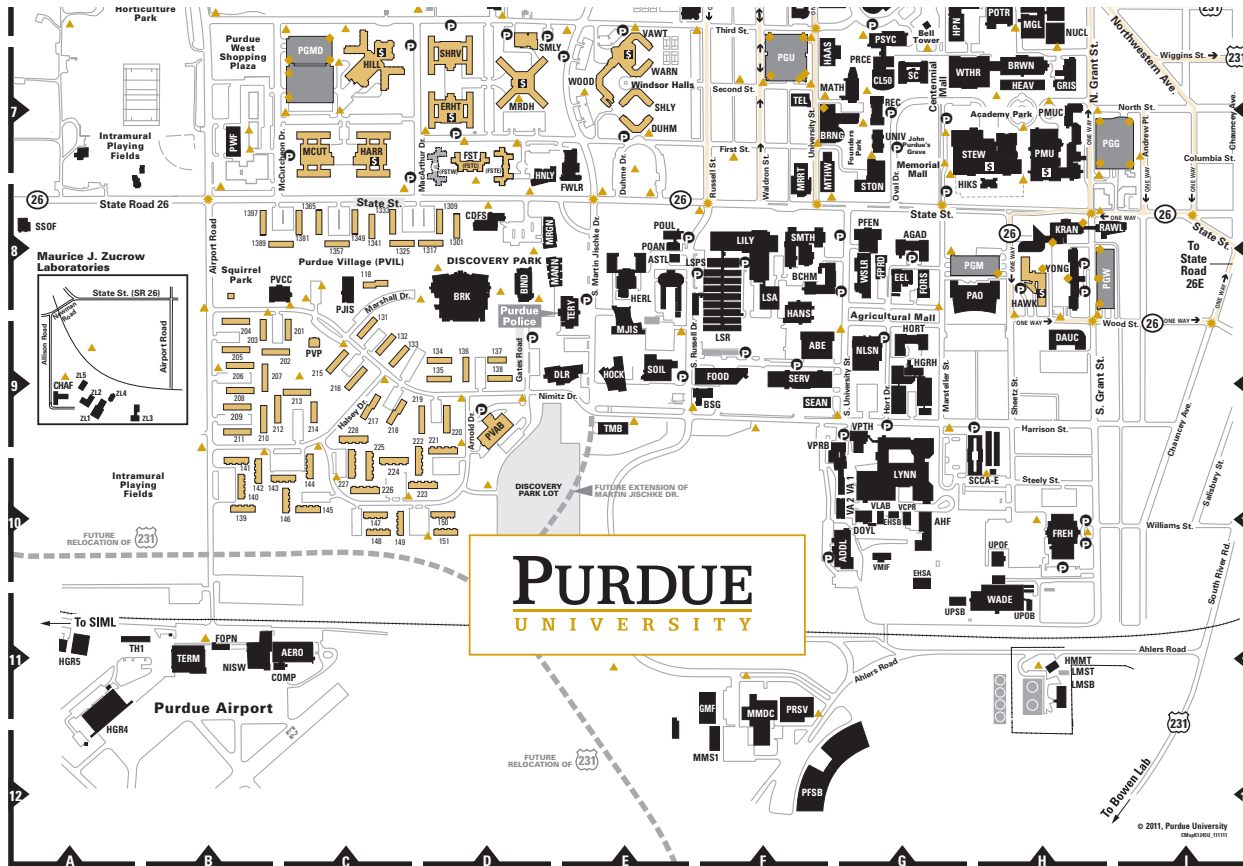
³Includes Med'l Ed, Discovery Park, OCEC, Military Sciences, Bands, Cancer Research, PMU Mtg Rms, IT Teach & Lrng, Gen'l Acad Labs, and various other general university spaces.

⁴Includes Airport Operations, Purdue Research Foundation Property, Alumni Association, and other Non-institutional Agencies.

Note: Totals may not match sums of printed values due to rounding.

Campus Map
(for Fall 2011)





Source: Purdue Marketing and Media

Campus Map Key

(for Fall 2011)

ABE Agricultural and Biological Engineering F9
ADDL Animal Disease Diagnostic Lab G10
AERO Aerospace Science Laboratory C11
AGAD Agricultural Administration Building G8
AHF Animal Holding Facility G10
AQUA Boilermaker Aquatic Center D6
AR Armory G6
ARMS Armstrong (Neil) Hall of Engineering G5
ASTL Animal Sciences Teaching Laboratory E8
BCC Black Cultural Center F6
BCM Biochemistry Building F8
BIND Bindley (William E.) Bioscience Center D8
BRK Birk Nanotechnology Center D8
BRNG Beering (Steven C.) Hall of Liberal Arts and Education F, G7
BRWN Brown (Herbert C.) Laboratory of Chemistry H7
BSG Building Services and Grounds F9
CDFS Child Development and Family Studies Building D8
† CHAF Chaffee Hall A9
CIVL Civil Engineering Building G5
CL50 Class of 1950 Lecture Hall G7
COMP Composites Laboratory C11
† DANL Daniel (William H.) Turfgrass Center B1
DAUC Dauch (Dick and Sandy) Alumni Center H9
DLR Hall for Discovery and Learning Research E9
DMNT DeMent (Clayton W.) Fire Station D6
DOYL Doyle (Leo Philip) Laboratory G10
DYE Pete Dye Clubhouse C1
EE Electrical Engineering Building H6
EEL Entomology Environmental Laboratory G8
EHSA Equine Health Sciences Annex G10
EHSB Equine Health Sciences Building G10
ELLT Elliott (Edward C.) Hall of Music G6
ENAD Engineering Administration Building G6
EXPT Exponent H6
FOOD Food Stores Building F9
FOPN Flight Operations Building B11
FORS Forestry Building G8
FPRD Forest Products Building G8
FREHY Freehafer (Lytle J.) Hall of Administrative Services H10
FREY Forney Hall of Chemical Engineering G5
FWLR Fowler (Harriet O. and James M., Jr.) Memorial House E7
GCMB Golf Course Maintenance Barn C2
GMF Grounds Maintenance Facility F11
GRIS Grissom Hall H7
GSMB Golf Store Maintenance Building C2
HAS Haas (Faix) Hall G7
HANS Hansen (Arthur G.) Life Sciences Research Building F8, 9
HEAV Heavilin Hall H7
HERL Herrick Laboratories E8
HGR4-6 Hangars, Numbers 4 through 6 A11,12
HGRH Hangar, Numbers 4 through 6 A11,12
HGRH Horticulture Greenhouses G9
HKS Hicks (John W.) Undergraduate Library G, H7, 8

HMMT Hazardous Materials Management Trailer H11
HLU Bill and Sally Hanley Hall C7
HOCK Wayne T. and Mary T. Hockmeyer Hall of Structural Biology E9
HORT Horticulture Building G9
HOVD Hovde (Frederick L.) Hall of Administration G6
HPN Heating and Power Plant-North G6
IAF Intercollegiate Athletic Facility F3
JMSN Johnson (Helen R.) Hall of Nursing G5, 6
KCTR Krannert Center for Executive Education and Research H8
KNOY Kroy (Maurice G.) Hall of Technology H6
KRAN Krannert Building H8
LAMB Lambert (Ward L.) Fieldhouse and Gymnasium F, G4
LCC Latino Cultural Center (600 Russell St.) F5
■ Library, Main (see HIKS)
LILY Lilly Hall of Life Sciences F8
LMSB Laboratory Materials Storage Building H11
LMST Laboratory Materials Storage Trailer H11
LSA Life Science Animal Building F8
LSPS Life Science Plant and Soils Laboratory F8
LSR Life Science Ranges (Greenhouse and Service Building) F8, 9
LYSN Lawson (Richard and Patricia) Computer Science Building F6
LWNN Lynn (Charles J.) Hall of Veterinary Medicine G10
MACK Mackey (Guy J.) Arena F, G4
MANN Mann (Gerald D. and Edna E.) Hall E8
MATH Mathematical Sciences Building G7
ME Mechanical Engineering Building G, H6
MGL Michael Golden Engineering Laboratories and Shops H6
MJIS Martin C. Jischke Hall of Biomedical Engineering E9
MMDC Materials Management and Distribution Center F11
MMS1 Materials Management Storage Building 1 F12
MOLL Mollenkopf Athletic Center F3
MRGN Morgan (Burton D.) Center for Entrepreneurship E8
MRRT Marriott Hall E7
MSEE Materials and Electrical Engineering Building H5, 6
MTHW Mathews (Mary L.) Hall F7, 8
NLSN Phillip E. Nelson Hall of Food Science G9
NISW Niswonger Aviation Technology Building B11
NUCL Nuclear Engineering Building H6
OLMN Ollman (Melvin L.) Golfcart Barn C1
PAO Pao (Yue-Kong) Hall of Visual and Performing Arts H8
VIC Parking Services H5
PFC Pfendler Hall (David C.) of Agriculture G8
PFBS Physical Facilities Service Building F12
PHYS Physics Building G5
PJIS Patty Jischke Early Care and Education Center C8
PMU Purdue Memorial Union (includes Visitor Information Center at PMU [VIC@PMU]) H7
PMUC Purdue Memorial Union Club H7
POAN Poultry Science Annex E8
POTR Potter (A. A.) Engineering Center H6
POUL Poultry Science Building E8
PRCE Peirce Hall G7
PRSV Printing Services Facility F11

PURDUE UNIVERSITY

DATA DIGEST

WEST LAFAYETTE

2011-2012

PSYC Psychological Sciences Building G6, 7
PUSH Purdue University Student Health Center F, G5
PVCC Purdue Village Community Center C8
PWF Purdue West, Building F B7
RAIL American Railway Building H6
RAWL Rawls (Jerry S.) Hall H, 18
REC Recitation Building G7
RHPH Heine (Robert E.) Pharmacy Building F, G5
RS Recreational Sports Center D, E6
SC Stanley Coulter Hall G7
SCCA-E South Campus Courts, Buildings A through E, G, H9, 10
SCHL Schleman (Helen B.) Hall of Student Services G6
SCHO Global Policy Research Institute (Schowe House) F1
SCPA Slayter Center of Performing Arts D4
SEAN Service Building Annex F9
SERV Service Building F9
■ Holleman-Niswonger Simulator Center
SMTH Smith Hall F8
SOIL Soil Erosion Laboratory, National E9
SPUR Spurgeon (Tom) Golf Training Center C1
SSOF State Street Office Facility A8
STDM Ross-Ade Stadium (includes Ross-Ade Pavilion [RAP]) F3
STEW Stewart Center G, H7
STON Stone (Winthrop E.) Hall G7, 8
■ Student Health Center (see PUSH)
TEL Telecommunications Building F7
TERM Terminal Building B11
TERY Terry (Oliver P.) Memorial House E8, 9
TH1-6 Tee-Hangars 1 through 6 A11
TMH Transportation Maintenance Building E9
TREC Turf Recreation Exercise Center D6
UNIV University Hall G7
UPOB Utility Plant Office Building H11
UPOF Utility Plant Office Facility H10
UPSB Utility Plant Storage Building G11
VA1 Veterinary Animal Isolation Building 1 G10
VA2 Veterinary Animal Isolation Building 2 G10
VPDR Veterinary Center for Paralysis Research G10
VIC Visitor Information Center H5
VLAB Veterinary Laboratory Animal Building G10
VMOF Veterinary Medicine Isolation Facility G10
VVIN Voinoff (Samuel) Golf Pavilion C1
VPRB Veterinary Pathology Research Building F, G9, 10
VPTH Veterinary Pathology Building G9
■ Visitor Information Center (VIC) and Parking Services (see PGNW).
 Visitor Information Center at PMU (VIC@PMU) (see PMU).
WADE Wade (Walter W.) Utility Plant H11
WEST Westwood (President's Home) A5, 6
WGLR Women's Golf Locker Room D1
WLSR Whistler (Roy L.) Hall of Agricultural Research G8
WTHG Wethrell (Richard Benjamin) Laboratory of Chemistry G, H7
YONG Young (Ernest C.) Hall H8

† ZL1 Combustion Research Laboratory
† ZL2 Gas Dynamics Research Laboratory
† ZL3 High Pressure Research Laboratory
† ZL4 Propulsion Research Laboratory
† ZL5 Turbomachinery Fluid Dynamics Laboratory

Residence Facilities

CARY Cary (Franklin Levering) Quadrangle F4
*** DUHM** Duhme (Ophelia) Residence Hall E7
ERHT Earhart (Amelia) Residence Hall D7
FORD Ford (Fred and Mary) Dining Court F4
FST First Street Towers D7
HARR Harrison (Benjamin) Residence Hall C7
HAWK Hawkins (George A.) Hall H8
HILL Hillenbrand Residence Hall C7
HLTP Hilltop Apartments E3
MCUT McCutcheon (John T.) Residence Hall C7
MRDH Meredith (Virginia C.) Residence Hall D7
OWEN Owen (Richard) Residence Hall E4
PVAB Purdue Village Administration Building D9
PVCC Purdue Village Community Center C8
PVIL Purdue Village B, C, D8, 9, 10
PVP Purdue Village Preschool C9
*** SHLY** Shealy (Frances M.) Residence Hall E7
SHRV Shreve (Eleanor B.) Residence Hall D6, 7
 Smalley (John C.) Center for Housing and Food Services Administration D6, 7
SMLY Smalley (John C.) Center for Housing and Food Services Administration D6, 7
TARK Tarkington (Newton Booth) Residence Hall E5
*** VAWT** Vawter (Everett B.) Residence Hall E6
*** WARN** Warren (Martha E. and Eugene K.) Residence Hall E7
WDCT Wiley Dining Court E6
WILY Wiley (Harvey W.) Residence Hall E5, 6
*** WOOD** Wood (Elizabeth G. and William R.) Residence Hall E7

Parking Garages

PGG Parking Garage, Grant Street H, 17
PGW Parking Garage, Wood Street H8
PGM Parking Garage, Marsteller Street G, H8
PGMD Parking Garage, McCutcheon Drive C6, 7
PGNW Parking Garage, Northwestern Avenue (includes Visitor Information Center and Parking Services) H5
PGU Parking Garage, University Street F6, 7

Other Maps

Maps are available in the publications racks in Hovde Hall, the Memorial Union, Purdue Airport, the Visitor Information Center, and from the Office of the Dean of Students and Purdue Marketing and Media. These include the Accessibility Guide for people with disabilities and the Self-Guided Tour map highlighting points of interest near the Memorial Union. Parking Facilities offers Parking Guide maps.

- * Windsor Residence Halls
- † Part of Maurice J. Zucrow Laboratories
- ‡ Buildings not appearing on map