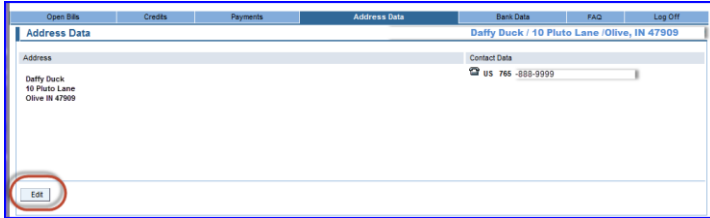
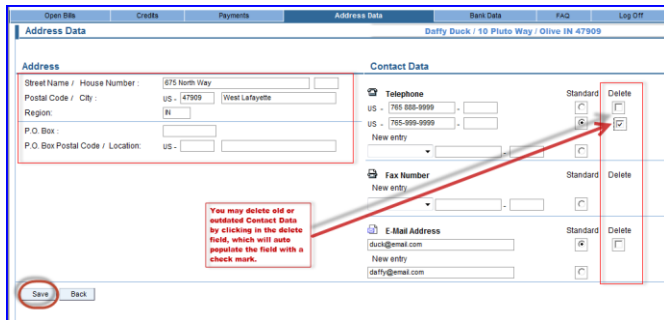


**How do I delete my contact data?**


- A. Choose **Address Data** from the menu bar
  - 1. Only delete outdated contact data, never delete current data
  - 2. Click on **Edit** to access Contact Data fields



- 2. Under Contact Data
  - a) Click in the delete field opposite the data you wish to delete
  - b) The field will auto populate with a check mark
  - c) Click **Save**



- 3. Confirmation message **The changes to your data have been saved**
  - a) Click **Back** to return to address data



- 4. The data will no longer show under the Address Data once it has been deleted

