

BOILERCONNECT FEATURE SPOTLIGHT SERIES

October 2023

Staff Dashboard

Feature Spotlights

Fall 2023

- August – Sending Messages
- September – Appointment Campaigns
- *October – Staff Dashboard*
- November – Issues Alerts and Managing Cases
- December – Student Lists and Saved Searches

Today

Staff Dashboard

- What, Why, & How
- Widget Deep Dive
- What's Next?

What, Why, & How

Provide at-a-glance, actionable information about your assigned students

Overview of
ongoing or
recent activity

Customizable

What, Why, & How

6 Possible Widgets

My Students

Select a chart to view a summary about your students including appointment status over the last 90 days and support score. Appropriate permissions may be needed to view some data. Use the toggle to view data in a tabular format or click on the chart elements to view associated students in each category.

My Assigned Students Activity Feed

View activity for your assigned students. Activity includes: newly assigned students, upcoming and past Appointments, new or closed Alerts, new or closed Cases, new Progress Reports, new Notes, new Appointment Summaries. Filter by activity type to include only those you wish.

My Appointment Summaries Pending

View your appointments completed in the past 90 days without an appointment summary. Click on a student name to go to the student profile, or click the "All Recent Appointments" link to manage recent appointments.

What, Why, & How

6 Possible Widgets

My Appointment Campaigns

View all of your active Appointment Campaigns and their associated performance metrics. Click on the campaign name to view details.

My Enrolled Students

Enrollment data on your students for the current term and next term. Select term and click chart for more information.

My Upcoming Appointments

View All Upcoming Appointments

What, Why, & How

Important

All Widgets display based on permissions within BoilerConnect. If you do not see a particular Widget, it is due to the role you have in the platform.


What, Why, & How

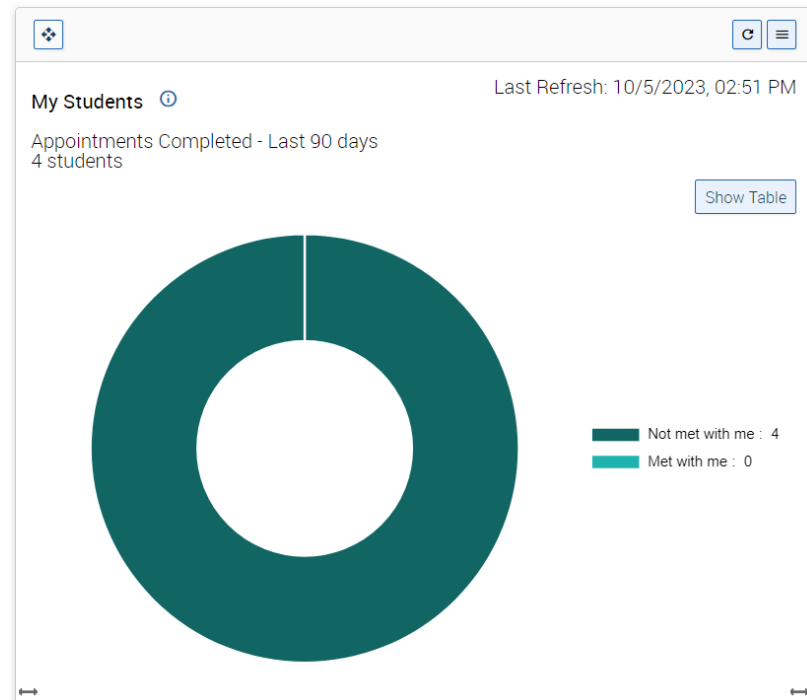
Navigate to the **Staff Dashboard** feature by clicking on the speedometer icon.



Widget Deep Dive

My Students

- Displays aggregate appointment information about your assigned students
- You can view your full student list or narrow it down by Student List by clicking the hamburger menu icon 



Widget Deep Dive

My Assigned Students Activity Feed

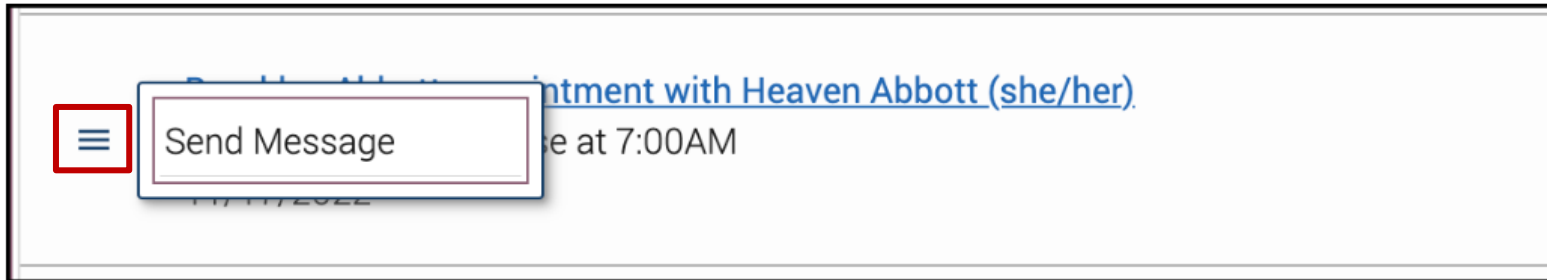
- Displays an aggregate list of activity for your assigned students
- Activities included:
 - Alerts Issued
 - Case Opened or Closed
 - Notes Added
 - Check in
 - Appointments Scheduled
 - New student assigned to you

The screenshot shows a web interface for the 'My Assigned Students Activity Feed'. At the top right, there are icons for a search function and a menu. Below the title, it indicates 'Last Refresh: 10/5/2023, 02:52 PM'. A search bar labeled 'Search in Results' is positioned above a list of activity items. Each item consists of a hamburger menu icon, a blue link, and a date. The items are: 'New Assigned Student EduNav8 Student' (09/12/2023), 'New Assigned Student EduNav10 Student' (09/12/2023), 'New Assigned Student EduNav3 Student' (09/12/2023), and 'New Assigned Student EduNav15 Student' (09/12/2023). At the bottom right, there is a pagination control showing '1 - 33 of 33' items, a page size dropdown set to '100', and navigation buttons for 'K', '<', '1', '>', and '>|'.

Widget Deep Dive

My Assigned Students Activity Feed

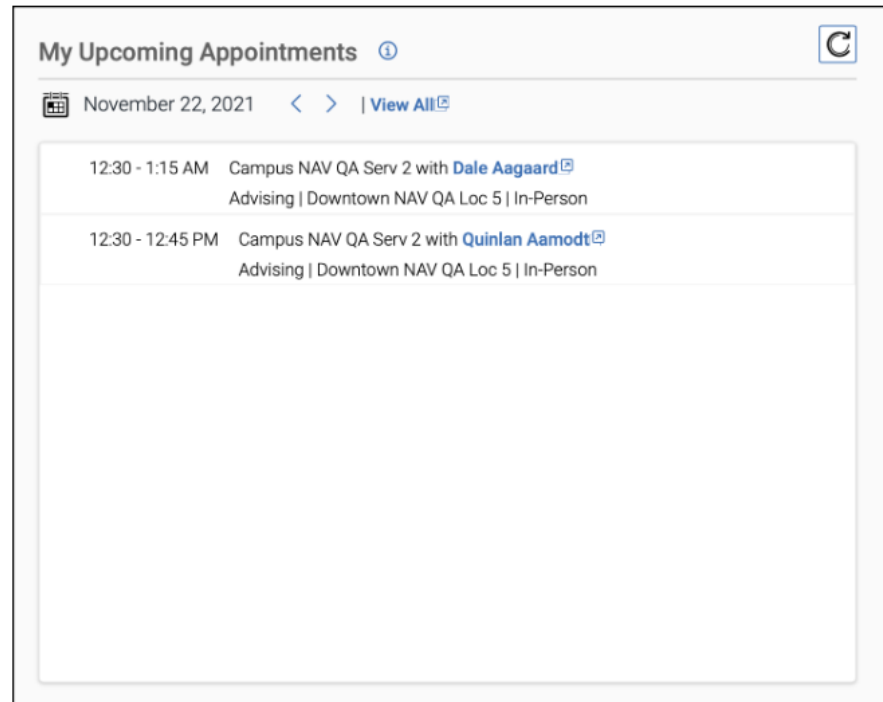
Staff can take action on a student if they have permission to send students messages by clicking the hamburger menu in front of a feed entry.



Widget Deep Dive

My Upcoming Appointments

- Displays a daily list of upcoming appointments
- Can change the date or click **View All** to open the Staff Home screen
- Click on the student name to open their profile in a new tab



The screenshot shows a widget titled "My Upcoming Appointments" with a calendar icon and a refresh button. Below the title, the date "November 22, 2021" is displayed with navigation arrows and a "View All" link. The main content area lists two appointments:

12:30 - 1:15 AM	Campus NAV QA Serv 2 with Dale Aagaard Advising Downtown NAV QA Loc 5 In-Person
12:30 - 12:45 PM	Campus NAV QA Serv 2 with Quinlan Aamodt Advising Downtown NAV QA Loc 5 In-Person

Widget Deep Dive

My Appointment Summaries Pending

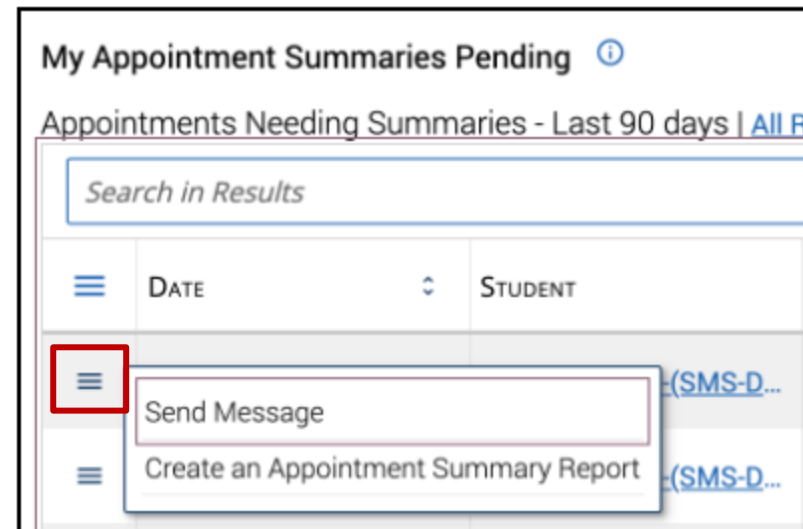
- Displays appointments that have taken place within the last 90 days that do not have Appointment Summaries
- This list includes all students you have met with, not just your assigned students
- Click on the student name to open their profile in a new tab

DATE	STUDENT	SERVICE	COURSE
07/25/2023	Hettinger, Loribeth	Academic Concerns	N/A

Widget Deep Dive

My Appointment Summaries Pending

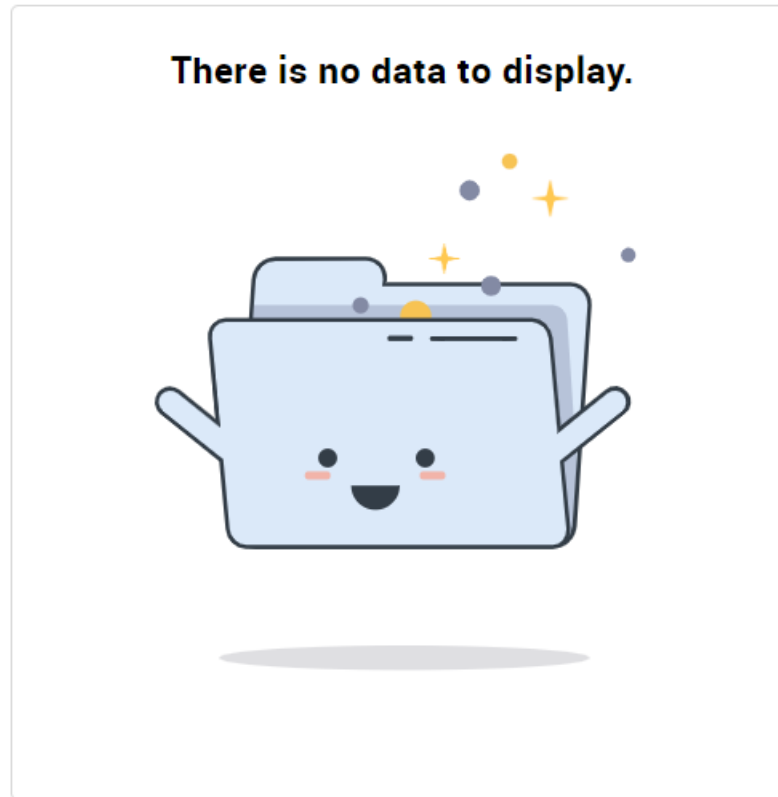
- Click the hamburger menu icon next to the student name to open the **Actions** menu
- You can send a message or create an appointment summary from there (it is tied to that appointment instance!)



Widget Deep Dive


My Appointment Summaries Pending

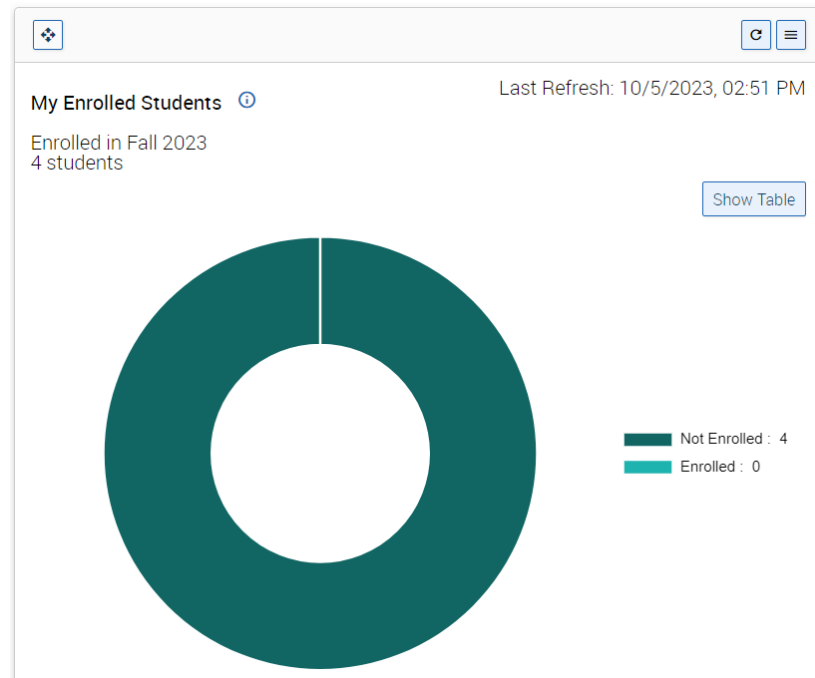
Shoot for it to look like this!



Widget Deep Dive

My Enrolled Students

- Displays a graph of your assigned students who have enrolled for the selected term and those who haven't
- You can select the term by clicking on the hamburger menu icon 



Widget Deep Dive

My Enrolled Students

- Click on a segment of the pie graph to see a list of students in that category

My Enrolled Students

Not enrolled in Fall 2023
4 students

NAME	ID	MAJOR	GPA	C
EduNav Joe Student	027048142	Economics - BS	0.0000	F
EduNav1 Student	023580783	Selling & Sales Management - BS	2.8800	
EduNav15	033914731	Multidisciplinary Engineering -	0.0000	

Close

Widget Deep Dive

My Appointment Campaigns

- Displays a list of your active Appointment Campaigns
- Only lists campaigns you have created
- Select View All to open the Appointment Campaign feature in BoilerConnect

Name	# Students	Appointments	Attendance	Reports
Fall 2021 registration Degree Progress and Planning 03/19/2021 - 06/03/2021	9	11%	0%	0%

What's Next?

- Set the Staff Dashboard as your Default Landing Page so it is the screen you see when you log in
- Use the personalization options on the Staff Dashboard to move or delete widgets to make it most useful for you
- Use this information in tandem with the Advisor Information Dashboard (AID) to get a really good picture as to what is going on with your students

THANK YOU

Join us November 2nd for our next feature spotlight –
Issuing Alerts and Managing Cases