

Purdue Graduate School Time to Degree, Completion, and Retention by Degree Level

PhD time to degree, completion, and retention *

How many semesters on average a PhD student needs to enroll before graduation.

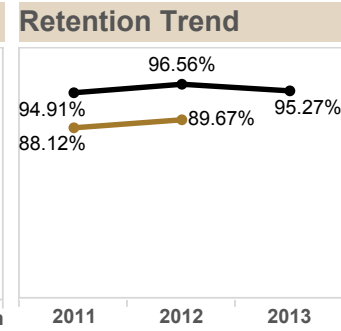
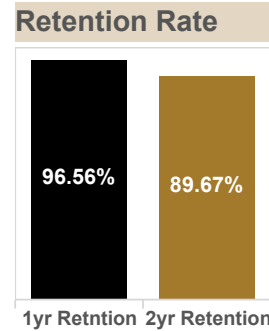
15
Semesters

How many years on average a PhD student needs to enroll before graduation.

5.49
Years

Completion Rate

51%
Student
completed in 6
yrs



*** Time to Degree Terminology**

Data Scope: All students who received Masters/PhD degrees from Purdue's West Lafayette campus in Academic Year 2013-14.

Semester Count: Count of semesters a student registered before he/she graduated. Stopout semesters were not counted.

Years to Degree: Calculated from the first semester a student registered to the end semester when he/she graduated. Stopout semesters were counted in this calculation.

*** Retention Terminology**

Data Scope: Retention Rate reports on the most recent available cohort who entered into a graduate program in West Lafayette campus, Academic Year 2011-12. The rate captures their status after 1-year & 2-years, that is, whether these students enrolled in, graduated, or attrited from their programs after 1 or 2 years. PhD students who left with MS degree were counted as attrited.

Retention Trend compares the 1-year retention rate to the 2-year retention rate of three cohorts who entered in AY2010-11, AY2011-12, AY2012-13. e.g. 2011 means cohort started in AY2010-11.

****Completion Terminology**

Completion Rate for Non-Thesis Masters contains students who indicated they are Non-Thesis Masters, as well as students who haven't declared their thesis/non-thesis choice as the data was retrieved.

Thesis MS time to degree, completion, and retention *

How many Semesters on average a Thesis MS student needs to enroll before graduation.

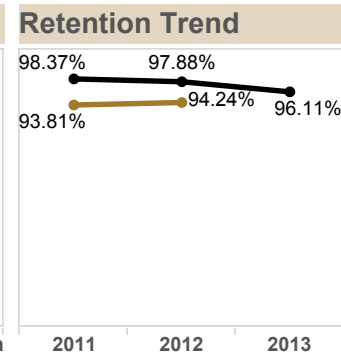
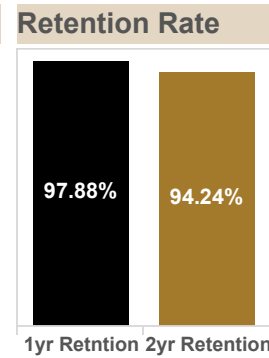
6
Semesters

How many years on average a Thesis MS student needs to enroll before graduation.

2.43
Years

Completion Rate

82%
Student
completed in 3
yrs



Non-Thesis MS time to degree, completion, and retention *

How many Semesters on average a Non-Thesis MS student needs to enroll before graduation.

5
Semesters

How many years on average a Non-Thesis MS student needs to enroll before graduation.

2.13
Years

Completion Rate**

68%
Student
completed in 3
yrs

